























STAGE 6 RESULTS

Pos	Plate	Name Team	Nat EWS number	Sector 1	Pos	Sector 2	Pos	Penalties	Time	Gap
MEN										
1	2	RUDE JR Richard Yeti / Fox Factory Team	 USA.1995.21739	0:04:30.52	1	0:01:24.27	5		0:05:54.79	
2	1	MOIR Jack Canyon Collective	 AUS.1994.33430	0:04:36.88	2	0:01:23.72	2		0:06:00.60	+0:00:05.81
3	13	MAES Martin Orbea FOX Enduro Team	 BEL.1997.21636	0:04:39.81	4	0:01:23.84	3		0:06:03.65	+0:00:08.86
4	10	WALKER Matthew Pivot Factory Racing	 NZL.1990.21846	0:04:40.65	5	<u>0:01:23.22</u>	1		0:06:03.87	+0:00:09.08
5	11	LUKASIK Slawomir Canyon CLLTV Dainese	 POL.1993.24876	0:04:41.59	6	0:01:25.06	9		0:06:06.65	+0:00:11.86
6	3	MELAMED Jesse Rocky Mountain Race Face	 CAN.1992.21596	0:04:41.98	7	0:01:24.75	6		0:06:06.73	+0:00:11.94
7	31	RUDEAU Alex Commencal Enduro Project	 FRA.1996.25071	0:04:39.41	3	0:01:27.47	29		0:06:06.88	+0:00:12.09
8	21	MASTERS Edward Pivot Factory Racing	 NZL.1989.22590	0:04:42.05	8	0:01:25.69	11		0:06:07.74	+0:00:12.95
9	24	GAUVIN Remi Rocky Mountain Race Face	 CAN.1992.21624	0:04:45.21	14	0:01:24.25	4		0:06:09.46	+0:00:14.67
10	27	GRAHAM Innes	 GBR.1996.35188	0:04:44.25	9	0:01:26.24	15		0:06:10.49	+0:00:15.70
11	23	VERNER Rhys Forbidden Synthesis	 CAN.1997.22407	0:04:44.32	10	0:01:26.85	22		0:06:11.17	+0:00:16.38














STAGE 6 RESULTS

Pos	Plate	Name Team	Nat EWS number	Sector 1	Pos	Sector 2	Pos	Penalties	Time	Gap
MEN										
12	32	LARBEOU Guillaume Commencal Enduro Project	 FRA.1994.25575	0:04:44.64	12	0:01:27.09	24		0:06:11.73	+0:00:16.94
13	25	CALLAGHAN Gregory Devinci Global Racing	 IRL.1991.21827	0:04:45.29	15	0:01:26.68	17		0:06:11.97	+0:00:17.18
14	6	TORDO Dimitri Canyon Collective	 FRA.1993.21764	0:04:45.37	16	0:01:26.68	17		0:06:12.05	+0:00:17.26
15	4	MIQUEL Kevin Specialized Racing	 FRA.1991.21704	0:04:44.69	13	0:01:28.05	37		0:06:12.74	+0:00:17.95
16	16	MURRAY Charles Specialized Racing	 NZL.1996.22752	0:04:47.57	22	0:01:25.20	10		0:06:12.77	+0:00:17.98
17	75	NESTOROFF Nikolas USA.1999.36915	 USA.1999.36915	0:04:46.63	19	0:01:26.82	21		0:06:13.45	+0:00:18.66
18	8	DAILLY Adrien Lapierre Zipp Collective	 FRA.1996.21677	0:04:45.95	17	0:01:27.61	30		0:06:13.56	+0:00:18.77
19	28	JEANDEL Louis Commencal Enduro Project	 FRA.1998.22140	0:04:47.91	25	0:01:25.81	12		0:06:13.72	+0:00:18.93
20	14	DENIAUD Youn Giant Factory Off-Road	 FRA.1996.22994	0:04:47.17	20	0:01:26.59	16		0:06:13.76	+0:00:18.97
21	61	MORGAN Myles USA.2001.24399	 USA.2001.24399	0:04:46.35	18	0:01:27.82	34		0:06:14.17	+0:00:19.38
22	35	WALL Evan Devinci Global Racing	 CAN.1999.23531	0:04:44.38	11	0:01:30.01	69		0:06:14.39	+0:00:19.60













STAGE 6 RESULTS

Pos	Plate	Name Team	Nat EWS number	Sector 1	Pos	Sector 2	Pos	Penalties	Time	Gap
MEN										
23	29	VEZINA Mckay Giant Factory Off-Road	 CAN.1995.21632	0:04:47.40	21	0:01:27.66	32		0:06:15.06	+0:00:20.27
24	51	STONE Brady Polygon Factory Racing	 NZL.2000.23119	0:04:47.77	24	0:01:27.33	27		0:06:15.10	+0:00:20.31
25	22	LUCAS Cole Ibis Enduro Team	 NZL.1998.23013	0:04:50.92	30	0:01:25.05	8		0:06:15.97	+0:00:21.18
26	76	PETERSON Colton	 USA.1999.30493	0:04:47.60	23	0:01:28.82	46		0:06:16.42	+0:00:21.63
27	48	KRASNY Carter	 CAN.1999.22027	0:04:48.27	26	0:01:28.65	44		0:06:16.92	+0:00:22.13
28	34	STUTTARD Mathew Polygon Factory Racing	 GBR.1993.21661	0:04:51.15	32	0:01:25.96	13		0:06:17.11	+0:00:22.32
29	92	SMITH Jimmy	 USA.1994.22251	0:04:49.04	27	0:01:28.34	41		0:06:17.38	+0:00:22.59
30	33	TEXTOR Christian Team BULLS	 GER.1990.22845	0:04:52.50	37	0:01:25.01	7		0:06:17.51	+0:00:22.72
31	5	BORGES Jose Canyon Collective	 POR.1990.21669	0:04:51.08	31	0:01:26.81	20		0:06:17.89	+0:00:23.10
32	26	MENZIES Jack	 CAN.2001.22519	0:04:52.98	39	0:01:26.20	14		0:06:19.18	+0:00:24.39
33	56	WARNET Manu	 NED.2001.26267	0:04:50.18	29	0:01:29.07	54		0:06:19.25	+0:00:24.46














STAGE 6 RESULTS

Pos	Plate	Name Team	Nat EWS number	Sector 1	Pos	Sector 2	Pos	Penalties	Time	Gap
MEN										
34	30	PERSAK Vid Orbea FOX Enduro Team	 SLO.1996.22810	0:04:52.25	35	0:01:27.01	23		0:06:19.26	+0:00:24.47
35	49	STORR Alex Forbidden Synthesis	 GBR.2001.31009	0:04:50.10	28	0:01:29.68	62		0:06:19.78	+0:00:24.99
36	52	HILL Samuel Nukeproof SRAM Factory Racing	 AUS.1985.21775	0:04:52.40	36	0:01:27.85	35		0:06:20.25	+0:00:25.46
37	88	RICHARDSON John NZL.1999.22929	 NZL.1999.22929	0:04:51.70	33	0:01:28.87	48		0:06:20.57	+0:00:25.78
38	15	HEAP Elliott Nukeproof SRAM Factory Racing	 GBR.1998.21783	0:04:53.87	40	0:01:26.76	19		0:06:20.63	+0:00:25.84
39	53	SECONDI Nathan Fulgur Factory Team Valdinievole	 FRA.1999.22133	0:04:52.82	38	0:01:28.22	39		0:06:21.04	+0:00:26.25
40	74	KING Riley AUS.2001.23512	 AUS.2001.23512	0:04:51.87	34	0:01:29.83	67		0:06:21.70	+0:00:26.91
41	138	MCLEOD Nick CAN.1993.24889	 CAN.1993.24889	0:04:55.40	45	0:01:27.40	28		0:06:22.80	+0:00:28.01
42	46	CAMOIN Francescu Specialized Racing	 FRA.2001.23545	0:04:54.03	41	0:01:28.87	48		0:06:22.90	+0:00:28.11
43	59	MENJOU Irene Sunn French Connexion By Alpe D'Huez	 FRA.1995.22122	0:04:55.65	47	0:01:27.26	25		0:06:22.91	+0:00:28.12














STAGE 6 RESULTS

Pos	Plate	Name Team	Nat EWS number	Sector 1	Pos	Sector 2	Pos	Penalties	Time	Gap
MEN										
44	91	WEBER Basil	 SUI.1992.35964	0:04:55.33	44	0:01:27.91	36		0:06:23.24	+0:00:28.45
45	50	GARAY TAMAYO Iago Santa Cruz X SRAM	 ESP.1991.21707	0:04:55.50	46	0:01:27.81	33		0:06:23.31	+0:00:28.52
46	60	GALY Theo Sunn French Connexion By Alpe D'Huez	 FRA.1990.21691	0:04:55.12	42	0:01:29.13	55		0:06:24.25	+0:00:29.46
47	57	BURNS CONTRERAS Pedro Trek Factory Racing	 CHI.1997.21729	0:04:56.21	50	0:01:28.29	40		0:06:24.50	+0:00:29.71
48	72	FRANCK Gilles	 BEL.2000.22291	0:04:55.20	43	0:01:29.52	61		0:06:24.72	+0:00:29.93
49	64	FRESQUET Axel Tribe Pyrenees Gravity	 FRA.1998.23081	0:04:56.00	48	0:01:28.83	47		0:06:24.83	+0:00:30.04
50	129	KARALUS Ben	 NZL.1998.32702	0:04:57.21	55	0:01:28.59	43		0:06:25.80	+0:00:31.01
51	89	BEAUPRE Max	 USA.2000.24581	0:04:56.50	51	0:01:29.35	58		0:06:25.85	+0:00:31.06
52	54	CONNELL Joseph Orange Factory Racing	 GBR.1994.21745	0:04:57.10	54	0:01:28.88	50		0:06:25.98	+0:00:31.19
53	105	MCANDREW Alex	 USA.1990.22928	0:04:58.61	57	0:01:27.63	31		0:06:26.24	+0:00:31.45
54	63	HEINIGER Nils	 NZL.1999.25218	0:04:56.03	49	0:01:30.40	73		0:06:26.43	+0:00:31.64














STAGE 6 RESULTS

Pos	Plate	Name Team	Nat EWS number	Sector 1	Pos	Sector 2	Pos	Penalties	Time	Gap
MEN										
55	140	DRISCOLL Matthew	 USA.2001.31598	0:04:58.12	56	0:01:28.68	45		0:06:26.80	+0:00:32.01
56	55	BLAIR Lachlan Orange Factory Racing	 GBR.1995.21426	0:04:58.67	58	0:01:28.14	38		0:06:26.81	+0:00:32.02
57	104	OSTROSKI Peter	 USA.1989.21717	0:04:56.88	53	0:01:30.24	70		0:06:27.12	+0:00:32.33
58	85	STERCKX Nathan RST Enduro Team	 CAN.2001.22631	0:04:56.59	52	0:01:32.16	85		0:06:28.75	+0:00:33.96
59	109	ALLAIRE Isaac	 USA.1995.26395	0:05:01.83	64	0:01:27.32	26		0:06:29.15	+0:00:34.36
60	82	SELF Daniel	 NZL.1998.21834	0:04:59.98	59	0:01:29.23	56		0:06:29.21	+0:00:34.42
61	87	REECE Quinn Yeti / Fox Factory Team	 USA.2000.23029	0:05:00.57	60	0:01:30.94	75		0:06:31.51	+0:00:36.72
62	103	ROSSI Saben	 USA.1985.23371	0:05:02.08	66	0:01:29.85	68		0:06:31.93	+0:00:37.14
63	67	HARRIS Bradley Theory Racing p/b ProBikeKit	 NZL.2001.27637	0:05:01.65	63	0:01:30.30	72		0:06:31.95	+0:00:37.16
64	117	ROBERT Keith	 USA.1990.31227	0:05:01.40	62	0:01:30.68	74		0:06:32.08	+0:00:37.29
65	143	MADER Cameron	 USA.2001.40291	0:05:01.17	61	0:01:31.03	77		0:06:32.20	+0:00:37.41














STAGE 6 RESULTS

Pos	Plate	Name Team	Nat EWS number	Sector 1	Pos	Sector 2	Pos	Penalties	Time	Gap
MEN										
66	133	MOONEY Scott	 USA.1998.32465	0:05:02.75	67	0:01:29.74	64		0:06:32.49	+0:00:37.70
67	47	KANGAS Oliwer	 SWE.1992.33903	0:05:02.83	69	0:01:29.75	65		0:06:32.58	+0:00:37.79
68	90	SEDLAK Max	 USA.2000.22259	0:05:03.19	70	0:01:29.68	62		0:06:32.87	+0:00:38.08
69	68	CARROLL Gavin	 IRL.1993.35848	0:05:04.50	74	0:01:29.00	52		0:06:33.50	+0:00:38.71
70	94	LESLIE Shane	 USA.1996.22174	0:05:03.96	72	0:01:29.75	65		0:06:33.71	+0:00:38.92
71	93	WOLFE Daniel Polygon Factory Racing	 IRL.1988.22250	0:05:04.70	76	0:01:29.47	60		0:06:34.17	+0:00:39.38
72	108	VAUGHAN Gavin	 USA.1986.22711	0:05:02.07	65	0:01:32.26	87		0:06:34.33	+0:00:39.54
73	97	KAHN David	 USA.2000.23224	0:05:03.73	71	0:01:31.06	78		0:06:34.79	+0:00:40.00
74	118	CLAYPOOL Travis	 USA.2000.22940	0:05:02.80	68	0:01:32.25	86		0:06:35.05	+0:00:40.26
75	121	TRAINER Myles	 USA.1992.22401	0:05:06.30	78	0:01:29.02	53		0:06:35.32	+0:00:40.53
76	66	BOX Archie	 GBR.1998.23201	0:05:05.20	77	0:01:30.96	76		0:06:36.16	+0:00:41.37














STAGE 6 RESULTS

Pos	Plate	Name Team	Nat EWS number	Sector 1	Pos	Sector 2	Pos	Penalties	Time	Gap
MEN										
77	71	PFEIL Max	 GER.1998.27442	0:05:04.65	75	0:01:31.90	83		0:06:36.55	+0:00:41.76
78	106	MORSE Adam	 USA.1985.22980	0:05:07.50	80	0:01:29.40	59		0:06:36.90	+0:00:42.11
79	113	SKIDMORE Sam	 USA.1994.34216	0:05:07.81	83	0:01:30.24	70		0:06:38.05	+0:00:43.26
80	70	CAVAYE Andrew	 AUS.1996.24678	0:05:10.07	86	0:01:28.35	42		0:06:38.42	+0:00:43.63
81	79	JENSEN Henrik	 GBR.1998.25933	0:05:07.08	79	0:01:31.80	81		0:06:38.88	+0:00:44.09
82	58	BLAHA Vojtech	 CZE.1999.22684	0:05:09.75	84	0:01:29.28	57		0:06:39.03	+0:00:44.24
83	86	MCCUTCHEON Trevor	 USA.1999.31137	0:05:04.16	73	0:01:35.87	103		0:06:40.03	+0:00:45.24
84	95	CSEH Jesse	 NZL.1998.24905	0:05:07.62	82	0:01:32.81	92		0:06:40.43	+0:00:45.64
85	127	BURKE Felix	 CAN.1996.31858	0:05:07.51	81	0:01:33.05	93		0:06:40.56	+0:00:45.77
86	115	SEDIVY Damon	 USA.1999.24610	0:05:09.95	85	0:01:32.57	91		0:06:42.52	+0:00:47.73
87	77	WILSON Thomas Orange Factory Racing	 GBR.2000.22553	0:05:12.80	88	0:01:31.83	82		0:06:44.63	+0:00:49.84














STAGE 6 RESULTS

Pos	Plate	Name Team	Nat EWS number	Sector 1	Pos	Sector 2	Pos	Penalties	Time	Gap
MEN										
88	98	COUTURE Charles	 CAN.1999.29610	0:05:13.20	90	0:01:32.53	90		0:06:45.73	+0:00:50.94
89	111	NICHOLSON Titus	 USA.2000.35168	0:05:14.22	91	0:01:31.66	80		0:06:45.88	+0:00:51.09
90	137	DEAN Kasper	 USA.1996.53614	0:05:12.97	89	0:01:33.16	94		0:06:46.13	+0:00:51.34
91	78	MACARTHUR Glenn	 FRA.2000.22879	0:05:17.85	98	0:01:28.96	51		0:06:46.81	+0:00:52.02
92	65	JANSER Robin Swiss Enduro Team by Giant	 SUI.2000.25837	0:05:14.96	93	0:01:32.01	84		0:06:46.97	+0:00:52.18
93	116	DESPRES MORIN Benjamin	 CAN.1995.39474	0:05:12.32	87	0:01:35.77	102		0:06:48.09	+0:00:53.30
94	119	ALIX Dakota	 USA.1994.39368	0:05:15.19	94	0:01:34.46	98		0:06:49.65	+0:00:54.86
95	84	KELLEY Cody	 USA.1994.21757	0:05:15.62	95	0:01:34.61	99		0:06:50.23	+0:00:55.44
96	101	LEONHARDT Konstantin	 GER.1996.35481	0:05:17.47	97	0:01:33.40	96		0:06:50.87	+0:00:56.08
97	120	CHAPDELAINE Simon	 CAN.1995.34674	0:05:17.12	96	0:01:34.21	97		0:06:51.33	+0:00:56.54
98	122	FLANIGAN Ethan	 USA.1992.24431	0:05:14.70	92	0:01:36.82	107		0:06:51.52	+0:00:56.73









STAGE 6 RESULTS





Pos	Plate	Name Team	Nat EWS number	Sector 1	Pos	Sector 2	Pos	Penalties	Time	Gap
MEN										
99	102	BARICH Leopold RDN Racing	 GER.1998.22342	0:05:21.63	100	0:01:32.50	89		0:06:54.13	+0:00:59.34
100	110	CONTE Dylan	 USA.1993.22360	0:05:23.71	102	0:01:31.47	79		0:06:55.18	+0:01:00.39
101	114	SEBAS Matt	 USA.1989.21617	0:05:20.75	99	0:01:35.24	100		0:06:55.99	+0:01:01.20
102	99	FREDERICKSEN GARCIA Tomas	 CHI.2001.25553	0:05:27.30	103	0:01:33.20	95		0:07:00.50	+0:01:05.71
103	214	DOTSENKO Paul	 USA.1987.22256	0:05:23.01	101	0:01:37.69	110		0:07:00.70	+0:01:05.91
104	136	TREPANIER Samuel	 CAN.1994.38829	0:05:30.55	105	0:01:32.45	88		0:07:03.00	+0:01:08.21
105	142	WOLOSZYN Aidan	 USA.2001.33100	0:05:29.50	104	0:01:37.20	108		0:07:06.70	+0:01:11.91
106	126	POIRIER Sam	 USA.1994.25645	0:05:31.80	107	0:01:37.27	109		0:07:09.07	+0:01:14.28
107	123	LAGASSEY Justin	 USA.1991.22065	0:05:31.75	106	0:01:37.96	111		0:07:09.71	+0:01:14.92
108	128	HEDLUND Samuel	 USA.1997.39517	0:05:33.30	108	0:01:36.59	105		0:07:09.89	+0:01:15.10
109	131	PETITCLERC Simon	 CAN.1997.39372	0:05:34.18	109	0:01:36.72	106		0:07:10.90	+0:01:16.11



STAGE 6 RESULTS












Pos	Plate	Name Team	Nat EWS number	Sector 1	Pos	Sector 2	Pos	Penalties	Time	Gap
MEN										
110	130	FORTIN FAUBERT Maxime	 CAN.1990.34585	0:05:36.44	110	0:01:35.31	101		0:07:11.75	+0:01:16.96
111	135	DAYTON Charles	 USA.1995.39585	0:05:36.65	111	0:01:36.19	104		0:07:12.84	+0:01:18.05
112	73	TOOKE Jacob	 CAN.1999.22078	0:05:40.83	112	0:01:39.57	112		0:07:20.40	+0:01:25.61
113	80	HURLEY Joshua	 GBR.1995.27543	0:06:32.35	113	0:02:25.08	114		0:08:57.43	+0:03:02.64
114	83	MASTERS Wyn GT Factory Racing	 NZL.1987.21663	0:10:45.09	114	0:01:40.86	113		0:12:25.95	+0:06:31.16
115	134	BULLEN-ASLIN Benjamin	 AUS.1996.35368	0:16:43.79	115	0:04:38.69	115		0:21:22.48	+0:15:27.69

MEN | Master 35+

1	235	AMOUR Karim BH Enduro Racing Team	 FRA.1975.21696	<u>0:05:04.82</u>	1	<u>0:01:30.27</u>	1		0:06:35.09	
2	231	WEIDEMANN Mads	 DEN.1982.33629	0:05:09.42	2	0:01:32.49	3		0:06:41.91	+0:00:06.82
3	220	KIRSCHER Franck	 FRA.1984.22930	0:05:10.12	3	0:01:32.04	2		0:06:42.16	+0:00:07.07
4	228	CANFIELD Christopher	 USA.1977.35613	0:05:13.42	4	0:01:33.29	4		0:06:46.71	+0:00:11.62













STAGE 6 RESULTS

Pos	Plate	Name Team	Nat EWS number	Sector 1	Pos	Sector 2	Pos	Penalties	Time	Gap
MEN Master 35+										
5	229	COOPER William	 USA.1987.23457	0:05:15.85	5	0:01:34.13	5		0:06:49.98	+0:00:14.89
6	215	LEDUC Charles	 CAN.1987.39128	0:05:20.70	6	0:01:37.09	9		0:06:57.79	+0:00:22.70
7	236	CARREZ Cedric Lapierre Zipp Collective	 FRA.1978.23588	0:05:26.05	7	0:01:37.85	12		0:07:03.90	+0:00:28.81
8	234	BRODERICK Michael	 USA.1973.22376	0:05:29.89	9	0:01:36.97	8		0:07:06.86	+0:00:31.77
9	224	SCHEIDING Jason	 USA.1977.22966	0:05:29.60	8	0:01:37.81	11		0:07:07.41	+0:00:32.32
10	223	OSHURA John Shane	 USA.1979.22013	0:05:33.82	10	0:01:37.64	10		0:07:11.46	+0:00:36.37
11	221	LEECH Ryan	 USA.1977.24433	0:05:38.75	12	0:01:36.11	7		0:07:14.86	+0:00:39.77
12	217	BISHOP Allan	 USA.1981.33429	0:05:36.97	11	0:01:39.78	16		0:07:16.75	+0:00:41.66
13	225	LAWWILL Joe	 USA.1970.24749	0:05:40.82	13	0:01:38.06	13		0:07:18.88	+0:00:43.79
14	227	BIGHAM Ryan	 USA.1986.34266	0:05:46.52	15	0:01:35.31	6		0:07:21.83	+0:00:46.74
15	226	NABLO Brooks	 USA.1983.40195	0:05:50.32	16	0:01:38.95	15		0:07:29.27	+0:00:54.18














STAGE 6 RESULTS

Pos	Plate	Name Team	Nat EWS number	Sector 1	Pos	Sector 2	Pos	Penalties	Time	Gap
MEN Master 35+										
16	216	WILLIAMS Adam	 USA.1983.38122	0:05:46.36	14	0:01:44.94	18		0:07:31.30	+0:00:56.21
17	213	GIARDINA Matthew	 USA.1987.39367	0:06:01.73	18	0:01:38.34	14		0:07:40.07	+0:01:04.98
18	219	ALCISTO Patrick	 USA.1981.38277	0:05:56.39	17	0:01:45.31	20		0:07:41.70	+0:01:06.61
19	222	TREGLIA Benedict	 USA.1970.22762	0:06:10.42	19	0:01:41.01	17		0:07:51.43	+0:01:16.34
20	218	ADOLPHSON Odin	 USA.1975.22332	0:06:12.19	20	0:01:45.21	19		0:07:57.40	+0:01:22.31
MEN Under 21										
1	209	MEIER-SMITH Luke Propain Factory Enduro	 AUS.2002.25147	<u>0:04:46.57</u>	1	0:01:26.57	3		0:06:13.14	
2	207	GILCHRIST Ryan	 AUS.2002.36859	0:04:46.75	2	0:01:26.83	4		0:06:13.58	+0:00:00.44
3	194	CHAPIN Aiden	 USA.2002.25700	0:04:50.10	3	<u>0:01:25.78</u>	1		0:06:15.88	+0:00:02.74
4	208	HANCOCK Emmett	 CAN.2002.37051	0:04:50.39	5	0:01:25.99	2		0:06:16.38	+0:00:03.24
5	200	SCHEELE William	 NOR.2003.33415	0:04:50.18	4	0:01:27.90	6		0:06:18.08	+0:00:04.94














STAGE 6 RESULTS

Pos	Plate	Name Team	Nat EWS number	Sector 1	Pos	Sector 2	Pos	Penalties	Time	Gap
MEN Under 21										
6	193	KELLER Jake	 USA.2002.31400	0:04:52.71	7	0:01:27.52	5		0:06:20.23	+0:00:07.09
7	198	RODGERS Lief	 CAN.2003.26651	0:04:51.89	6	0:01:29.16	11		0:06:21.05	+0:00:07.91
8	196	PRINGLE Colby	 CAN.2002.35143	0:04:53.73	9	0:01:28.34	10		0:06:22.07	+0:00:08.93
9	195	BROWN John Yeti / Fox Factory Team	 USA.2002.27555	0:04:54.43	11	0:01:27.94	7		0:06:22.37	+0:00:09.23
10	192	SNOW Jakob	 USA.2003.24674	0:04:54.97	13	0:01:28.32	9		0:06:23.29	+0:00:10.15
11	210	SHERLOCK Seth	 CAN.2002.40432	0:04:53.18	8	0:01:31.17	19		0:06:24.35	+0:00:11.21
12	175	CHRISTIE Bailey	 AUS.2004.38376	0:04:55.21	14	0:01:30.28	13		0:06:25.49	+0:00:12.35
13	197	FOURCADE Luca Tribe Pyrenees Gravity	 FRA.2003.35944	0:04:54.77	12	0:01:30.78	17		0:06:25.55	+0:00:12.41
14	205	FAIRBROTHER Matthew	 NZL.2004.35439	0:04:54.40	10	0:01:31.31	20		0:06:25.71	+0:00:12.57
15	206	JOHNSTON Guy	 NZL.2003.50550	0:04:56.00	15	0:01:29.72	12		0:06:25.72	+0:00:12.58
16	202	BERTINI Lisandru Lapierre Zipp Collective	 FRA.2004.36198	0:04:57.66	16	0:01:30.79	18		0:06:28.45	+0:00:15.31













STAGE 6 RESULTS

Pos	Plate	Name Team	Nat EWS number	Sector 1	Pos	Sector 2	Pos	Penalties	Time	Gap
MEN Under 21										
17	191	FISHER JT	 USA.2004.38262	0:05:00.80	17	0:01:28.22	8		0:06:29.02	+0:00:15.88
18	199	KLOKOCKA Vojtech	 CZE.2004.36797	0:05:01.10	18	0:01:30.66	16		0:06:31.76	+0:00:18.62
19	171	BROCHET Nicolas	 CAN.2005.51316	0:05:06.20	19	0:01:30.36	14		0:06:36.56	+0:00:23.42
20	172	ZOTOS Sokratis Aris Propain Factory Enduro	 GRE.2004.40305	0:05:07.68	20	0:01:34.17	26		0:06:41.85	+0:00:28.71
21	185	HAYDEN Adrian	 USA.2003.31647	0:05:12.60	21	0:01:31.83	21		0:06:44.43	+0:00:31.29
22	187	FISHER Brandon	 USA.2004.25638	0:05:13.81	22	0:01:34.40	27		0:06:48.21	+0:00:35.07
23	178	WICKLUND Jackson	 USA.2005.39414	0:05:18.25	24	0:01:30.55	15		0:06:48.80	+0:00:35.66
24	188	PRITCHETT Anthony	 USA.2004.24541	0:05:17.77	23	0:01:32.77	23		0:06:50.54	+0:00:37.40
25	186	PEREZ VASQUE Clemente	 CHI.2002.52269	0:05:19.22	26	0:01:33.69	24		0:06:52.91	+0:00:39.77
26	174	BEARD Carson	 USA.2003.34254	0:05:21.71	29	0:01:31.87	22		0:06:53.58	+0:00:40.44
27	176	BOULIANNE Victor	 CAN.2002.39117	0:05:18.31	25	0:01:35.52	29		0:06:53.83	+0:00:40.69














STAGE 6 RESULTS

Pos	Plate	Name Team	Nat EWS number	Sector 1	Pos	Sector 2	Pos	Penalties	Time	Gap
MEN Under 21										
28	189	HUTMAN Omer	 ISR.2004.40015	0:05:19.37	27	0:01:35.69	30		0:06:55.06	+0:00:41.92
29	177	GADBOIS Eli	 USA.2004.39407	0:05:19.65	28	0:01:38.05	31		0:06:57.70	+0:00:44.56
30	173	DAVIS Owen	 USA.2003.26665	0:05:25.13	30	0:01:33.95	25		0:06:59.08	+0:00:45.94
31	184	DEBRUHL Devin	 USA.2002.36908	0:05:30.70	31	0:01:34.82	28		0:07:05.52	+0:00:52.38
32	180	BEARD Austin	 USA.2003.34253	0:05:55.85	32	0:04:38.57	32		0:10:34.42	+0:04:21.28
WOMEN										
1	2	CHARRE Morgane Pivot Factory Racing	 FRA.1990.21958	<u>0:05:23.43</u>	1	0:01:34.71	2		0:06:58.14	
2	4	HARDEN Harriet Trek Factory Racing	 GBR.2001.22819	0:05:27.67	4	<u>0:01:33.88</u>	1		0:07:01.55	+0:00:03.41
3	10	RICHTER Raphaela Ibis Enduro Team	 GER.1997.25746	0:05:25.85	3	0:01:37.51	4		0:07:03.36	+0:00:05.22
4	7	BARAONA Rebecca Yeti / Fox Factory Team	 GBR.1993.21715	0:05:25.60	2	0:01:38.18	9		0:07:03.78	+0:00:05.64
5	45	KINTNER Jill	 USA.1981.22648	0:05:32.68	6	0:01:36.21	3		0:07:08.89	+0:00:10.75





STAGE 6 RESULTS

Pos	Plate	Name Team	Nat EWS number	Sector 1	Pos	Sector 2	Pos	Penalties	Time	Gap
WOMEN										
6	3	COURDURIER Isabeau Lapierre Zipp Collective	 FRA.1994.21731	0:05:31.31	5	0:01:37.72	6		0:07:09.03	+0:00:10.89
7	36	MORRISON Rae Liv Racing	 NZL.1989.21630	0:05:36.02	8	0:01:37.89	7		0:07:13.91	+0:00:15.77
8	8	CONOLLY Ella Cannondale Enduro	 GBR.1998.21859	0:05:36.14	9	0:01:38.02	8		0:07:14.16	+0:00:16.02
9	5	KOREM Noga GT Factory Racing	 ISR.1991.21660	0:05:37.33	10	0:01:37.64	5		0:07:14.97	+0:00:16.83
10	1	PUGIN Melanie BH Enduro Racing Team	 FRA.1990.21693	0:05:36.00	7	0:01:41.10	16		0:07:17.10	+0:00:18.96
11	42	LAWRENCE Kate Yeti / Fox Factory Team	 USA.1998.27745	0:05:44.00	11	0:01:38.65	12		0:07:22.65	+0:00:24.51
12	144	TAYLOR Chloe	 GBR.1998.23462	0:05:50.81	13	0:01:38.29	11		0:07:29.10	+0:00:30.96
13	39	COOK Becky	 GBR.1986.21664	0:05:49.68	12	0:01:40.52	15		0:07:30.20	+0:00:32.06
14	37	SCARSI Gloria Canyon CLLTV Dainese	 ITA.2000.36425	0:05:53.35	15	0:01:38.27	10		0:07:31.62	+0:00:33.48
15	38	ESPINEIRA HERREROS Florencia Orbea FOX Enduro Team	 CHI.1992.22941	0:05:52.92	14	0:01:43.03	19		0:07:35.95	+0:00:37.81
16	40	DUVERT Julie Theory Racing p/b ProBikeKit	 FRA.1996.21719	0:05:53.37	16	0:01:43.14	20		0:07:36.51	+0:00:38.37













STAGE 6 RESULTS

Pos	Plate	Name Team	Nat EWS number	Sector 1	Pos	Sector 2	Pos	Penalties	Time	Gap
WOMEN										
17	156	SLACO Emily	 CAN.1983.24647	0:05:55.57	17	0:01:42.79	18		0:07:38.36	+0:00:40.22
18	149	MURDOCK Porsha	 USA.1991.22373	0:06:00.01	18	0:01:38.66	13		0:07:38.67	+0:00:40.53
19	41	JONNIER Morgane Rossignol Factory Team	 FRA.1990.22559	0:06:12.41	20	0:01:38.74	14		0:07:51.15	+0:00:53.01
20	146	LONG Julia	 CAN.1999.22029	0:06:09.90	19	0:01:41.76	17		0:07:51.66	+0:00:53.52
21	155	HAYDEN Mazie	 USA.2000.36788	0:06:12.77	21	0:01:43.78	21		0:07:56.55	+0:00:58.41
22	151	HARRINGTON Hannah	 USA.1993.39351	0:06:28.08	22	0:01:48.21	23		0:08:16.29	+0:01:18.15
23	152	GRIFFIN Kalen	 USA.1993.39607	0:06:37.68	23	0:01:44.24	22		0:08:21.92	+0:01:23.78
24	148	HOWERTER Sarah	 USA.1990.33099	0:06:49.99	24	0:01:52.39	25		0:08:42.38	+0:01:44.24
25	154	CAPUANO Amelia	 USA.1993.38187	0:07:24.28	25	0:01:48.36	24		0:09:12.64	+0:02:14.50
WOMEN Master 35+										
1	170	THOMSEN Sandra Bohn	 DEN.1983.33584	<u>0:06:18.14</u>	1	<u>0:01:46.99</u>	1		0:08:05.13	



STAGE 6 RESULTS

Pos	Plate	Name Team	Nat EWS number	Sector 1	Pos	Sector 2	Pos	Penalties	Time	Gap
WOMEN Master 35+										
2	169	NEWELL Melissa	 NZL.1979.21458	0:06:50.40	2	0:01:49.53	2		0:08:39.93	+0:00:34.80
3	167	MCCONNELOUG Mary	 USA.1971.22390	0:07:35.09	3	0:02:00.09	4		0:09:35.18	+0:01:30.05
4	166	KANAYAN Heidi	 USA.1982.24737	0:08:10.27	4	0:01:58.03	3		0:10:08.30	+0:02:03.17
5	165	CONTENTOANGELL Kristine	 USA.1979.33608	0:08:21.37	5	0:02:12.08	5		0:10:33.45	+0:02:28.32
WOMEN Under 21										
1	164	RIVA Sophie	 ITA.2003.33949	<u>0:06:03.69</u>	1	<u>0:01:41.90</u>	1		0:07:45.59	
2	162	BINGHAM Lauren	 USA.2002.25005	0:06:14.41	2	0:01:43.84	4		0:07:58.25	+0:00:12.66
3	163	GALLO FUENTES Paz	 CHI.2002.52289	0:06:17.50	3	0:01:43.42	2		0:08:00.92	+0:00:15.33
4	159	HENRY Justine Tribe Pyrenees Gravity	 FRA.2003.32717	0:06:24.28	4	0:01:43.56	3		0:08:07.84	+0:00:22.25
5	160	BOUCHER Lily	 CAN.2004.40222	0:06:27.89	5	0:01:45.16	5		0:08:13.05	+0:00:27.46
6	158	HOLM Hanna	 USA.2003.39590	0:07:50.78	6	0:02:01.29	6		0:09:52.07	+0:02:06.48



EWS Burke
Vermont, USA
13 & 14 August 2022
STAGE 6 RESULTS

Statistics

Entries / Nations	Finished	DNF	DSQ	DNS	Weather	Temperature	Distance	Elevation
203 / 23	203	0	0	0				

DNF: did not finish · DNS: did not start · DSQ: disqualified

