

























# EWS Sugarloaf

Maine, USA  
20 August 2022













## EWS100 RESULTS

Pos	Plate	Name Team	Nat EWS number	Stage 2 Stage 6	Pos Pos	Stage 3	Pos	Stage 4	Pos	Stage 5	Pos	Penalties	Time	Gap
<b>EWS100   MEN</b>														
1	1004	<b>BROWN Robert</b>		<u>0:05:35.08</u> 0:03:53.79	1 6	0:09:38.25	2	<u>0:03:33.12</u>	1	0:04:48.22	2		<b>0:27:28.46</b>	
2	1047	<b>SMITH Scott</b>		0:05:42.78 0:03:51.48	3 4	0:09:44.10	4	0:03:33.50	2	0:04:54.61	5		<b>0:27:46.47</b>	+0:00:18.01
3	1003	<b>ROBBINS Adam</b>	 CAN.1998.22150	0:05:37.54 0:03:49.33	2 2	0:09:50.28	6	0:03:39.73	5	0:04:50.93	3		<b>0:27:47.81</b>	+0:00:19.35
4	1011	<b>ALLEN Isaac</b>		0:05:49.28 0:04:10.05	7 16	<u>0:09:28.92</u>	1	0:03:37.53	4	0:04:53.30	4		<b>0:27:59.08</b>	+0:00:30.62
5	1006	<b>PERBET Jules</b>	 FRA.1999.51170	0:05:44.37 <u>0:03:46.21</u>	4 1	0:09:54.25	7	0:03:44.13	11	0:05:04.94	10		<b>0:28:13.90</b>	+0:00:45.44
6	1009	<b>FARRELL Ben</b>		0:05:44.40 0:03:59.50	5 8	0:09:57.68	8	0:03:42.83	8	0:04:59.43	9		<b>0:28:23.84</b>	+0:00:55.38
7	1030	<b>OLSEN Zachary</b>	 USA.1995.40444	0:05:54.55 0:03:54.89	9 7	0:10:04.68	9	0:03:42.78	7	0:04:56.13	6		<b>0:28:33.03</b>	+0:01:04.57
8	1025	<b>HURSH Luke</b>		0:05:50.32 0:04:02.89	8 11	0:10:22.42	13	0:03:43.19	10	0:04:57.32	7		<b>0:28:56.14</b>	+0:01:27.68
9	1026	<b>HURSH Adam</b>		0:05:57.33 0:04:03.06	10 12	0:10:31.63	15	0:03:42.57	6	0:04:58.85	8		<b>0:29:13.44</b>	+0:01:44.98
10	1053	<b>LATOURETTE Nate</b>	 USA.1996.33541	0:06:04.30 0:04:26.57	11 29	0:10:04.72	10	0:03:50.98	16	0:05:08.94	13		<b>0:29:35.51</b>	+0:02:07.05
11	1022	<b>BAKER DUNN Ryan</b>	 USA.1993.51568	0:06:07.63 0:04:04.72	12 13	0:10:28.97	14	0:03:45.53	13	0:05:13.88	15		<b>0:29:40.73</b>	+0:02:12.27
12	1065	<b>HELLREICH Kaleb</b>	 CAN.1998.53545	0:05:44.44 0:04:15.31	6 22	0:10:40.30	16	0:03:52.90	18	0:05:10.70	14		<b>0:29:43.65</b>	+0:02:15.19












## EWS100 RESULTS

Pos	Plate	Name Team	Nat EWS number	Stage 2 Stage 6	Pos Pos	Stage 3	Pos	Stage 4	Pos	Stage 5	Pos	Penalties	Time	Gap
<b>EWS100   MEN</b>														
13	1056	DEKONINCK Arthur	 FRA.1996.34525	0:06:13.04 0:04:02.68	14 10	0:10:20.80	12	0:03:50.02	15	0:05:18.65	18		<b>0:29:45.19</b>	+0:02:16.73
14	1035	HARAPNUIK Levi	 USA.1978.30241	0:06:54.68 0:04:13.18	26 19	0:09:48.25	5	0:03:43.10	9	0:05:06.29	11		<b>0:29:45.50</b>	+0:02:17.04
15	1001	GOODY Will		0:07:50.92 0:03:50.82	36 3	0:09:43.25	3	0:03:36.85	3	<u>0:04:47.82</u>	<u>1</u>		<b>0:29:49.66</b>	+0:02:21.20
16	1005	DOWNEY Jacob	 USA.1998.33443	0:06:09.38 0:03:52.07	13 5	0:10:13.09	11	0:03:48.07	14	0:05:49.03	31		<b>0:29:51.64</b>	+0:02:23.18
17	1039	SOUTHAM Maxwell		0:06:22.82 0:04:14.33	18 20	0:10:47.36	21	0:03:51.80	17	0:05:16.63	17		<b>0:30:32.94</b>	+0:03:04.48
18	1013	FIENE Cole	 USA.2000.25561	0:06:28.47 0:04:09.73	19 15	0:10:44.40	19	0:03:59.43	21	0:05:14.55	16		<b>0:30:36.58</b>	+0:03:08.12
19	1036	GOODWIN Jack		0:06:29.65 0:04:08.77	20 14	0:10:49.57	22	0:04:00.16	22	0:05:19.72	19		<b>0:30:47.87</b>	+0:03:19.41
20	1010	SAWYER Morgan		0:06:16.18 0:04:26.49	15 28	0:10:58.94	25	0:03:53.07	19	0:05:21.18	23		<b>0:30:55.86</b>	+0:03:27.40
21	1062	BENHAM Nathan	 USA.2000.36614	0:06:31.71 0:04:19.21	22 24	0:10:43.27	17	0:03:56.35	20	0:05:31.08	25		<b>0:31:01.62</b>	+0:03:33.16
22	1024	SAMPELL Andrew	 USA.1994.34214	0:06:31.23 0:04:12.70	21 17	0:10:54.58	23	0:04:03.75	25	0:05:21.17	22		<b>0:31:03.43</b>	+0:03:34.97
23	1020	FOODY John	 USA.1992.33214	0:06:16.93 0:04:24.52	16 27	0:10:58.78	24	0:04:03.13	24	0:05:25.13	24		<b>0:31:08.49</b>	+0:03:40.03
24	1068	DESMOND Alexander		0:06:35.88 0:04:23.85	23 26	0:10:44.21	18	0:04:07.33	28	0:05:31.38	27		<b>0:31:22.65</b>	+0:03:54.19

## EWS100 RESULTS

Pos	Plate	Name Team	Nat EWS number	Stage 2 Stage 6	Pos Pos	Stage 3	Pos	Stage 4	Pos	Stage 5	Pos	Penalties	Time	Gap
<b>EWS100   MEN</b>														
25	1037	BOOTH Evan		0:06:18.46 0:04:15.08	17 21	0:10:45.16	20	0:04:47.91	38	0:05:20.67	21		<b>0:31:27.28</b>	+0:03:58.82
26	1038	CLIFFORD Chris		0:06:46.10 0:04:12.95	24 18	0:11:03.99	26	0:04:02.78	23	0:05:32.57	28		<b>0:31:38.39</b>	+0:04:09.93
27	1027	CLAYTON Steve		0:07:13.98 0:04:18.93	29 23	0:11:14.40	29	0:04:04.38	26	0:05:31.11	26		<b>0:32:22.80</b>	+0:04:54.34
28	1008	CHAPPELL Aidan	 USA.1999.27174	0:07:15.30 0:04:33.85	31 32	0:11:05.73	27	0:04:09.95	31	0:05:19.90	20		<b>0:32:24.73</b>	+0:04:56.27
29	1063	DOMENICHELLO Tyler	 USA.1995.35685	0:06:56.07 0:04:21.75	27 25	0:11:42.33	32	0:04:08.39	30	0:05:33.05	29		<b>0:32:41.59</b>	+0:05:13.13
30	1067	STRAND Peter		0:07:10.40 0:04:30.76	28 31	0:11:24.72	31	0:04:06.12	27	0:05:33.12	30		<b>0:32:45.12</b>	+0:05:16.66
31	1055	TRIVETT Matthew		0:07:14.08 0:05:15.06	30 37	0:11:21.37	30	0:04:08.27	29	0:06:09.15	35		<b>0:34:07.93</b>	+0:06:39.47
32	1087	MALENFANT Raphael	 CAN.1989.25589	0:07:50.55 0:04:30.68	35 30	0:12:08.30	34	0:04:21.30	33	0:05:50.94	32		<b>0:34:41.77</b>	+0:07:13.31
33	1041	WELCH Alexander	 CAN.1999.52482	0:07:35.52 0:04:42.04	34 33	0:11:50.55	33	0:04:28.91	35	0:06:19.55	36		<b>0:34:56.57</b>	+0:07:28.11
34	1083	JOYAL Garrett		0:08:07.11 0:04:53.32	37 34	0:12:15.69	35	0:04:27.20	34	0:06:02.92	33		<b>0:35:46.24</b>	+0:08:17.78
35	1029	MARTIN Ryan		0:07:31.70 0:04:58.24	33 36	0:12:35.30	36	0:04:42.85	37	0:06:53.89	37		<b>0:36:41.98</b>	+0:09:13.52
36	1028	LEWIS Daniel		0:08:28.57 0:04:55.42	38 35	0:13:05.80	37	0:04:35.02	36	0:06:06.25	34		<b>0:37:11.06</b>	+0:09:42.60













## EWS100 RESULTS

Pos	Plate	Name Team	Nat EWS number	Stage 2 Stage 6	Pos Pos	Stage 3	Pos	Stage 4	Pos	Stage 5	Pos	Penalties	Time	Gap
<b>EWS100   MEN</b>														
37	1100	CASTELLANOS Oscar		0:09:37.85 0:05:21.01	43 38	0:14:16.57	38	0:05:00.87	40	0:06:56.22	38		<b>0:41:12.52</b>	+0:13:44.06
38	1066	MASKELL Jonah		0:09:35.75 0:06:19.50	42 40	0:16:16.41	41	0:05:52.88	41	0:07:18.43	39		<b>0:45:22.97</b>	+0:17:54.51
39	1099	MARIN Luis		0:10:12.27 0:06:01.47	44 39	0:17:24.78	43	0:06:15.44	43	0:07:34.57	41		<b>0:47:28.53</b>	+0:20:00.07
40	1089	JOHNSON Garrett		0:09:03.73 0:06:48.59	40 42	0:16:20.47	42	0:06:09.15	42	0:09:36.92	43		<b>0:47:58.86</b>	+0:20:30.40
41	1090	CARLOS Eric		0:14:14.23 0:06:39.24	46 41	0:14:56.55	40	0:04:59.79	39	0:07:41.88	42		<b>0:48:31.69</b>	+0:21:03.23
DNF	1070	KIMBER Vincent		0:04:01.16	9			0:03:44.28	12	0:05:07.62	12			
DNF	1023	GALLOWAY Robert		0:06:51.63	25	0:24:55.39	44	0:04:15.42	32	0:07:21.35	40			
DNF	1051	GRONDINES Jeremie	 CAN.1994.33560	0:07:15.80	32	0:11:13.65	28							
DNF	1088	RODGERS Richard		0:09:25.52	41	0:14:53.24	39							
DNF	1021	JORDAN Jake		0:08:46.55	39									
DNF	1007	BURKE Emile		0:11:23.31	45									
DNS	1002	KMETZ Phillip	 USA.1990.32817											





## EWS100 RESULTS

Pos	Plate	Name Team	Nat EWS number	Stage 2 Stage 6	Pos Pos	Stage 3	Pos	Stage 4	Pos	Stage 5	Pos	Penalties	Time	Gap
<b>EWS100   MEN</b>														
DNS	1069	SAUNDERS Josh												
DNS	1012	LAWLESS Carter												
<b>EWS100   MEN   Master 35+</b>														
1	1040	JENNY Jade		0:06:00.65 0:03:53.95	1 1	0:09:46.85	1	0:03:46.96	2	0:04:59.75	1		0:28:28.16	
2	1075	HANSON Jon		0:06:01.88 0:04:17.37	2 5	0:10:35.50	2	0:03:40.08	1	0:05:07.30	2		0:29:42.13	+0:01:13.97
3	1045	CASELL Brandon	 CAN.1980.29674	0:06:13.25 0:04:15.94	3 2	0:10:39.48	4	0:04:02.50	6	0:05:23.60	4		0:30:34.77	+0:02:06.61
4	1092	FLAHERTY Thomas	 USA.1981.24593	0:06:32.65 0:04:27.13	5 10	0:10:36.65	3	0:04:18.93	10	0:05:23.60	4		0:31:18.96	+0:02:50.80
5	1044	ADDIS Victor	 CAN.1987.34723	0:06:35.23 0:04:16.53	6 3	0:11:13.00	9	0:04:01.18	5	0:05:29.41	6		0:31:35.35	+0:03:07.19
6	1072	OXLEY Bryce	 USA.1984.40379	0:07:00.73 0:04:16.64	8 4	0:10:55.84	6	0:04:00.93	4	0:05:30.97	7		0:31:45.11	+0:03:16.95
7	1071	DAHL Dustin	 USA.1982.27203	0:07:01.78 0:04:28.82	10 11	0:11:06.43	8	0:03:58.39	3	0:05:20.87	3		0:31:56.29	+0:03:28.13
8	1084	CLIMO Justin	 USA.1983.34783	0:06:39.17 0:04:23.10	7 8	0:11:03.85	7	0:04:06.37	7	0:05:46.25	11		0:31:58.74	+0:03:30.58
9	1032	TOMCZAK Travis		0:06:26.40 0:04:20.41	4 6	0:11:13.06	10	0:04:32.74	14	0:05:39.52	9		0:32:12.13	+0:03:43.97
10	1086	EARLEY Richard		0:07:01.18 0:04:23.81	9 9	0:10:45.85	5	0:04:47.70	18	0:05:35.27	8		0:32:33.81	+0:04:05.65






## EWS100 RESULTS

Pos	Plate	Name Team	Nat EWS number	Stage 2 Stage 6	Pos Pos	Stage 3	Pos	Stage 4	Pos	Stage 5	Pos	Penalties	Time	Gap
<b>EWS100   MEN   Master 35+</b>														
11	1076	GEYER Thomas	 CAN.1983.24428	0:07:14.40 0:04:34.19	11 12	0:11:55.25	12	0:04:12.28	9	0:05:42.07	10		<b>0:33:38.19</b>	+0:05:10.03
12	1033	ZAFFKE Dain		0:07:30.00 0:04:34.35	13 13	0:12:03.25	13	0:04:24.06	13	0:06:03.95	12		<b>0:34:35.61</b>	+0:06:07.45
13	1073	BRUHNS Matthew	 CAN.1981.21686	0:07:15.75 0:04:22.86	12 7	0:11:21.27	11	0:04:10.03	8	0:07:32.28	21		<b>0:34:42.19</b>	+0:06:14.03
14	1085	BLAISDELL Greg		0:07:45.15 0:05:18.93	14 18	0:12:53.22	16	0:04:22.16	11	0:06:08.63	14		<b>0:36:28.09</b>	+0:07:59.93
15	1081	HINKLEY Eric		0:08:05.47 0:05:14.01	15 17	0:12:41.62	15	0:04:34.08	15	0:06:07.88	13		<b>0:36:43.06</b>	+0:08:14.90
16	1082	ROBINSON Patrick		0:10:04.72 0:04:52.84	22 14	0:12:40.29	14	0:04:23.96	12	0:06:10.10	15		<b>0:38:11.91</b>	+0:09:43.75
17	1098	ELZER Gregory		0:09:01.50 0:05:04.48	18 15	0:14:11.47	20	0:04:46.43	17	0:06:51.64	19		<b>0:39:55.52</b>	+0:11:27.36
18	1105	LINARES Omar		0:09:29.10 0:05:09.65	20 16	0:13:59.22	18	0:04:56.20	19	0:06:41.32	17		<b>0:40:15.49</b>	+0:11:47.33
19	1074	RUSSELL Jamie		0:08:59.02 0:05:19.39	17 19	0:14:22.58	21	0:05:11.54	21	0:06:38.75	16		<b>0:40:31.28</b>	+0:12:03.12
20	1094	CARY Chris		0:09:23.37 0:05:31.24	19 21	0:14:10.42	19	0:05:11.38	20	0:07:10.72	20		<b>0:41:27.13</b>	+0:12:58.97
21	1097	BREL Jonathan	 CAN.1981.40486	0:09:40.85 0:05:48.57	21 22	0:14:59.24	22	0:05:26.30	22	0:06:50.58	18		<b>0:42:45.54</b>	+0:14:17.38
22	1054	TRIVETT William		0:08:17.08 0:05:22.17	16 20	0:13:32.45	17	0:04:43.60	16	0:11:12.40	23		<b>0:43:07.70</b>	+0:14:39.54

## EWS100 RESULTS

Pos	Plate	Name Team	Nat EWS number	Stage 2 Stage 6	Pos Pos	Stage 3	Pos	Stage 4	Pos	Stage 5	Pos	Penalties	Time	Gap
<b>EWS100   MEN   Master 35+</b>														
23	1102	ADLEY Jeremy		0:11:51.05 0:07:30.48	23 23	0:19:59.79	23	0:05:56.45	23	0:09:07.52	22		<b>0:54:25.29</b>	+0:25:57.13
DNF	1101	SCHADLICH Jarett	 USA.1979.51469	0:14:43.23	24									
DNS	1093	SMITH Tyler	 USA.1987.40586											
DNS	1050	LEGAULT Simon												
<b>EWS100   MEN   Master 45+</b>														
1	1034	CIZINSKY Milan	 CZE.1974.22018	0:06:05.25 0:04:09.89	1 1	0:10:22.62	1	0:03:50.65	1	0:05:07.87	1		<b>0:29:36.28</b>	
2	1080	DWYER Benjamin	 USA.1972.51028	0:07:02.95 0:04:58.50	2 5	0:11:57.65	4	0:04:16.43	3	0:05:55.28	2		<b>0:34:10.81</b>	+0:04:34.53
3	1043	BOWES Jack	 CAN.1969.34475	0:07:06.17 0:04:54.67	3 3	0:11:56.43	3	0:04:31.70	4	0:06:09.62	4		<b>0:34:38.59</b>	+0:05:02.31
4	1096	LAMBERT Beau		0:08:03.20 0:04:44.54	5 2	0:11:39.89	2	0:04:14.23	2	0:06:07.78	3		<b>0:34:49.64</b>	+0:05:13.36
5	1095	QUALEY Justin	 USA.1970.39990	0:07:50.79 0:05:12.53	4 6	0:12:47.00	5	0:05:00.50	7	0:06:38.68	7		<b>0:37:29.50</b>	+0:07:53.22
6	1121	KILLIAN Keith		0:08:12.12 0:04:56.88	7 4	0:13:25.48	7	0:04:41.34	5	0:06:29.38	6		<b>0:37:45.20</b>	+0:08:08.92
7	1079	JUSKAITIS Andrew		0:08:20.70 0:05:14.63	8 7	0:13:01.57	6	0:04:51.55	6	0:06:21.88	5		<b>0:37:50.33</b>	+0:08:14.05
8	1103	WARRENER Joseph	 CAN.1973.51159	0:11:52.27 0:07:41.08	9 8	0:16:45.13	8	0:11:54.33	8	0:10:35.47	8		<b>0:58:48.28</b>	+0:29:12.00

## EWS100 RESULTS

Pos	Plate	Name Team	Nat EWS number	Stage 2 Stage 6	Pos Pos	Stage 3	Pos	Stage 4	Pos	Stage 5	Pos	Penalties	Time	Gap
<b>EWS100   MEN   Master 45+</b>														
DNF	1078	MOODY Brian	 USA.1987.40485	0:08:03.20	5									
<b>EWS100   MEN   Under 21</b>														
1	1015	MELLO Luke	 USA.2004.35583	0:05:30.96 0:03:54.96	1 3	0:09:32.64	1	0:03:47.21	4	0:04:50.59	1		0:27:36.36	
2	1016	SWINDLES Pat	 AUS.2003.40454	0:05:38.78 0:04:01.09	2 6	0:09:59.40	2	0:03:41.93	2	0:04:59.46	5		0:28:20.66	+0:00:44.30
3	1014	TANNER Wells	 USA.2003.39473	0:05:49.50 0:03:57.34	4 4	0:10:00.20	3	0:03:52.00	6	0:04:59.97	6		0:28:39.01	+0:01:02.65
4	1052	LAFLEUR Nathan	 CAN.2003.34472	0:05:41.33 0:03:50.42	3 1	0:10:59.62	7	0:03:40.32	1	0:04:55.10	2		0:29:06.79	+0:01:30.43
5	1058	FELLA Josh	 USA.2003.40355	0:06:16.25 0:03:52.27	5 2	0:10:28.18	4	0:03:53.88	7	0:04:55.75	3		0:29:26.33	+0:01:49.97
6	1017	CONNERS David	 USA.2005.40392	0:06:32.82 0:04:05.05	7 7	0:10:48.03	6	0:03:42.65	3	0:04:58.25	4		0:30:06.80	+0:02:30.44
7	1031	TIGER Logan	 USA.2004.52072	0:06:16.94 0:04:00.92	6 5	0:11:02.02	8	0:03:50.83	5	0:05:12.80	7		0:30:23.51	+0:02:47.15
8	1018	MCDONALD Corbin	 USA.2005.52026	0:06:37.58 0:04:24.00	8 9	0:10:46.60	5	0:04:00.89	8	0:05:18.46	8		0:31:07.53	+0:03:31.17
9	1057	WOLOSZYN Austin	 USA.2002.34639	0:07:18.62 0:04:10.87	10 8	0:11:42.04	9	0:04:05.95	9	0:05:21.18	9		0:32:38.66	+0:05:02.30
10	1042	BORLAND Matthew	 CAN.2004.34330	0:07:05.02 0:04:36.23	9 10	0:12:45.12	11	0:04:18.90	10	0:05:57.65	11		0:34:42.92	+0:07:06.56
11	1059	CANAVAN David	 USA.2004.34330	0:08:45.12 0:05:08.03	11 11	0:12:41.37	10	0:04:29.59	11	0:05:53.57	10		0:36:57.68	+0:09:21.32



## EWS100 RESULTS

Pos	Plate	Name Team	Nat EWS number	Stage 2 Stage 6	Pos Pos	Stage 3	Pos	Stage 4	Pos	Stage 5	Pos	Penalties	Time	Gap
-----	-------	--------------	-------------------	--------------------	------------	---------	-----	---------	-----	---------	-----	-----------	------	-----

### EWS100 | MEN | Under 21

12	1061	PUNDERSON Calvin		0:09:01.85 0:05:13.95	12 12	0:13:22.43	12	0:04:44.17	12	0:07:40.92	12		<b>0:40:03.32</b>	+0:12:26.96
----	------	------------------	--	--------------------------	----------	------------	----	------------	----	------------	----	--	-------------------	-------------

### EWS100 | WOMEN

1	1106	PREVOT Corinne		0:08:01.67 0:04:44.65	1 1	0:12:17.47	2	0:04:21.69	1	0:06:12.75	2		<b>0:35:38.23</b>	
2	1108	STEARNS Ashley		0:08:08.93 0:04:51.78	2 2	0:12:08.35	1	0:04:37.50	3	0:06:08.89	1		<b>0:35:55.45</b>	+0:00:17.22
3	1048	NOBLE Ellen		0:08:19.83 0:04:56.15	4 3	0:12:28.51	3	0:04:37.62	4	0:06:29.35	4		<b>0:36:51.46</b>	+0:01:13.23
4	1049	MORIN-BLANCHETTE Kayla		0:08:13.59 0:05:10.67	3 4	0:12:55.45	4	0:04:35.18	2	0:06:24.30	3		<b>0:37:19.19</b>	+0:01:40.96
5	1113	DUTRA Tina		0:08:33.33 0:05:11.27	5 5	0:14:23.79	5	0:04:48.18	5	0:06:34.24	5		<b>0:39:30.81</b>	+0:03:52.58
6	1110	LOAIZA Gabriela		0:10:23.49 0:05:25.97	6 6	0:16:45.63	6	0:05:12.18	6	0:07:07.38	6		<b>0:44:54.65</b>	+0:09:16.42
7	1126	HORAN Dani		0:12:59.88 0:06:54.21	7 7	0:20:46.37	7	0:06:49.13	7	0:08:54.21	7		<b>0:56:23.80</b>	+0:20:45.57






DNS	1111	ELLIS Avery												
-----	------	-------------	--	--	--	--	--	--	--	--	--	--	--	--

DNS	1114	MCLOUGHLIN Anne												
			USA.1995.39615											

### EWS100 | WOMEN | Master 35+

1	1109	SICK Clair		0:09:23.10 0:05:39.77	1 1	0:14:09.53	1	0:05:10.67	1	0:06:56.90	1		<b>0:41:19.97</b>	
---	------	------------	--	--------------------------	--------	------------	---	------------	---	------------	---	--	-------------------	--

## EWS100 RESULTS

Pos	Plate	Name Team	Nat EWS number	Stage 2 Stage 6	Pos Pos	Stage 3	Pos	Stage 4	Pos	Stage 5	Pos	Penalties	Time	Gap
<b>EWS100   WOMEN   Master 35+</b>														
2	1120	COSCIA Lauren		0:10:29.53 0:07:03.77	3 3	0:16:23.80	2	0:06:22.83	2	0:09:10.15	3		<b>0:49:30.08</b>	+0:08:10.11
3	1116	CURRIER Lindsay		0:11:06.48 0:06:20.40	4 2	0:19:28.10	4	0:06:41.48	3	0:08:23.24	2		<b>0:51:59.70</b>	+0:10:39.73
4	1112	PITTS Heather	 USA.1985.22359	0:10:15.17 0:07:30.46	2 4	0:18:48.07	3	0:07:05.68	4	0:09:22.62	4		<b>0:53:02.00</b>	+0:11:42.03
5	1118	AWAD Yasmine	 EGY.1979.23391	0:16:06.30 0:09:51.54	5 5	0:25:20.45	5	0:07:48.80	5	0:10:42.07	5		<b>1:09:49.16</b>	+0:28:29.19
DNF	1119	TOOKER Tracie												

### Statistics

Entries / Nations	Finished	DNF	DSQ	DNS	Weather	Temperature	Distance	Elevation
112 / 10	96	9	0	7	Sunny	23 °C / 73 °C	19.9 km	-2,305 m / +1,006 m

DNF: did not finish · DNS: did not start · DSQ: disqualified