













EWS80 RESULTS

Pos	Plate	Name Team	Nat EWS number	Stage 3	Pos	Stage 4	Pos	Stage 5	Pos	Stage 6	Pos	Penalties	Time	Gap
EWS80 MEN														
1	829	BOISVERT Steven		<u>0:10:53.63</u>	1	0:04:10.57	2	0:05:43.00	3	0:04:18.77	2		0:25:05.97	
2	812	KEAST Matthew		0:11:50.50	4	<u>0:04:00.75</u>	1	<u>0:05:34.35</u>	1	<u>0:04:16.56</u>	1		0:25:42.16	+0:00:36.19
3	814	MUNOZ Rodolfo	 CHI.1983.31496	0:11:30.78	2	0:04:27.38	6	0:05:51.67	4	0:04:31.10	3		0:26:20.93	+0:01:14.96
4	817	FAHERTY Seamus	 USA.2005.51494	0:11:49.15	3	0:04:17.81	3	0:05:37.35	2	0:04:51.03	7		0:26:35.34	+0:01:29.37
5	831	BEAUCHEMIN Joel	 CAN.1977.53713	0:12:08.05	6	0:04:22.18	4	0:06:09.33	7	0:04:37.08	4		0:27:16.64	+0:02:10.67
6	819	FRAMPTON Michael	 USA.2001.53926	0:12:43.40	9	0:04:26.93	5	0:06:05.58	6	0:04:53.16	9		0:28:09.07	+0:03:03.10
7	830	FONTAINE Louis-Charles		0:12:28.32	7	0:04:47.37	10	0:06:10.25	8	0:04:51.96	8		0:28:17.90	+0:03:11.93
8	816	LOZANO Jose	 MEX.1990.51178	0:11:52.96	5	0:04:53.34	11	0:06:22.37	10	0:05:12.18	11		0:28:20.85	+0:03:14.88
9	838	DEANE Greg	 USA.1972.53730	0:12:39.95	8	0:04:37.13	9	0:06:21.32	9	0:04:43.25	6		0:28:21.65	+0:03:15.68
10	822	MORRISON Ben	 CAN.1996.53768	0:13:37.50	12	0:04:31.40	7	0:05:58.92	5	0:04:39.19	5		0:28:47.01	+0:03:41.04
11	826	HAMNER Stephen		0:13:07.62	10	0:04:34.92	8	0:06:37.60	11	0:05:00.60	10		0:29:20.74	+0:04:14.77
12	821	GIULINI Justin		0:13:18.15	11	0:05:15.54	14	0:06:51.80	13	0:05:17.12	12		0:30:42.61	+0:05:36.64

EWS Sugarloaf

Maine, USA
20 August 2022










EWS80 RESULTS

Pos	Plate	Name Team	Nat EWS number	Stage 3	Pos	Stage 4	Pos	Stage 5	Pos	Stage 6	Pos	Penalties	Time	Gap
EWS80 MEN														
13	824	MATTHEWS Zack	 CAN.1997.51458	0:14:15.17	13	0:05:10.18	12	0:06:53.60	14	0:05:56.05	15		0:32:15.00	+0:07:09.03
14	820	DENISE Troy	 USA.1996.51418	0:14:34.87	14	0:05:12.20	13	0:06:57.06	15	0:05:32.73	14		0:32:16.86	+0:07:10.89
15	841	ROULEAU Chris	 CAN.1997.51458	0:15:05.38	15	0:05:23.60	15	0:06:44.54	12	0:05:22.91	13		0:32:36.43	+0:07:30.46
16	828	TYSON Graham	 USA.1996.51418	0:18:19.40	19	0:05:50.17	17	0:07:48.50	16	0:06:08.98	16		0:38:07.05	+0:13:01.08
17	818	SMITH Tyler	 USA.2005.53920	0:17:36.20	17	0:06:24.12	18	0:08:22.39	19	0:06:35.94	17		0:38:58.65	+0:13:52.68
18	855	WALDMAN Evan	 USA.1976.32127	0:16:31.64	16	0:05:49.97	16	0:08:07.59	18	0:09:54.62	18		0:40:23.82	+0:15:17.85
19	823	VAN GESTEL Anthony	 CAN.1997.51458	0:17:53.85	18	0:06:51.73	19	0:08:01.22	17	0:10:37.67	19		0:43:24.47	+0:18:18.50
DNF	825	HAMNER Zeke	 USA.1996.51418	0:25:56.53	20	0:07:03.30	20							
DNS	837	BUENGEN Knut	 SUI.1970.27242											
DNS	840	BRACKETT Eric	 USA.1996.51418											
DNS	839	SMITH Andrew	 USA.1996.51418											
DNS	856	DOIRON Jason	 USA.1996.51418											












EWS Sugarloaf

Maine, USA
20 August 2022





EWS80 RESULTS

Pos	Plate	Name Team	Nat EWS number	Stage 3	Pos	Stage 4	Pos	Stage 5	Pos	Stage 6	Pos	Penalties	Time	Gap
EWS80 MEN Youth 13-16														
1	804	DEDORA Lucas		0:09:31.10	2	<u>0:03:31.37</u>	1	<u>0:04:36.93</u>	1	<u>0:03:42.98</u>	1		0:21:22.38	
2	805	COUTURE Noah	 USA.2007.51270	<u>0:09:30.82</u>	1	0:03:33.28	2	0:04:41.60	2	0:03:44.52	2		0:21:30.22	+0:00:07.84
3	801	HYSER TJ		0:09:48.75	3	0:03:39.02	4	0:04:52.25	4	0:03:55.46	4		0:22:15.48	+0:00:53.10
4	810	LAROCQUE Aymeric		0:10:05.60	4	0:03:45.85	5	0:05:04.55	5	0:04:08.19	6		0:23:04.19	+0:01:41.81
5	813	SANCHEZ Diego	 CHI.2006.52268	0:11:35.43	10	0:03:36.55	3	0:04:49.79	3	0:03:52.83	3		0:23:54.60	+0:02:32.22
6	809	LANTHIER Mavik		0:11:12.87	6	0:03:52.90	6	0:05:15.39	6	0:04:12.96	7		0:24:34.12	+0:03:11.74
7	834	GRANDMONT Calvin		0:11:15.92	7	0:04:02.28	10	0:05:23.86	8	0:04:07.20	5		0:24:49.26	+0:03:26.88
8	803	HEALEY Tristan	 USA.2008.51306	0:10:52.60	5	0:04:01.34	9	0:05:36.27	9	0:04:29.05	9		0:24:59.26	+0:03:36.88
9	808	FLEURENT Jesse	 CAN.2008.52047	0:11:23.14	9	0:04:12.20	12	0:05:45.96	11	0:04:30.35	10		0:25:51.65	+0:04:29.27
10	833	GAGNON Anthony C		0:11:19.95	8	0:03:58.98	8	0:05:39.93	10	0:05:30.05	13		0:26:28.91	+0:05:06.53
11	832	BEAUCHEMIN Evan	 CAN.2008.53714	0:11:58.45	11	0:04:11.07	11	0:05:49.21	12	0:05:22.16	12		0:27:20.89	+0:05:58.51
12	802	SCHMITZ Jax	 USA.2009.51368	0:12:18.74	12	0:04:25.58	13	0:06:02.45	13	0:04:37.86	11		0:27:24.63	+0:06:02.25

EWS80 RESULTS

Pos	Plate	Name Team	Nat EWS number	Stage 3	Pos	Stage 4	Pos	Stage 5	Pos	Stage 6	Pos	Penalties	Time	Gap
EWS80 MEN Youth 13-16														
13	836	DAVIS Calvin	 USA.2008.51493	0:17:52.47	16	0:03:55.30	7	0:05:19.48	7	0:04:16.98	8		0:31:24.23	+0:10:01.85
14	848	LANGE Sisu	 USA.2007.51322	0:14:17.12	13	0:04:57.88	14	0:07:38.47	16	0:05:52.10	16		0:32:45.57	+0:11:23.19
15	811	CONSTANTINE Evan	 	0:15:24.67	14	0:05:08.33	15	0:06:58.12	14	0:05:30.23	14		0:33:01.35	+0:11:38.97
16	807	RODRIGUEZ BOAS Matias	 	0:16:37.20	15	0:05:11.54	16	0:07:04.73	15	0:05:33.95	15		0:34:27.42	+0:13:05.04
EWS80 WOMEN														
1	845	THACKRAY Sarah	 	<u>0:12:39.17</u>	1	<u>0:04:52.13</u>	1	<u>0:06:41.25</u>	1	<u>0:05:05.77</u>	1		0:29:18.32	
2	843	SARAUSKY Hailey	 	0:17:47.85	2	0:05:50.38	2	0:08:37.05	2	0:06:08.72	2		0:38:24.00	+0:09:05.68
3	844	ZELLER Holly	 	0:19:43.78	3	0:07:10.99	3	0:09:05.92	3	0:06:45.32	3		0:42:46.01	+0:13:27.69
DNS	847	HERRIDGE Leah	 											
EWS80 WOMEN Youth 13-16														
1	806	CUSHMAN Kale	 USA.2006.34500	<u>0:11:31.75</u>	1	<u>0:04:13.68</u>	1	<u>0:05:22.95</u>	1	<u>0:04:33.30</u>	1		0:25:41.68	
2	849	LANGE Tillie	 USA.2008.51325	0:14:20.00	2	0:05:04.87	2	0:06:35.64	2	0:05:03.85	2		0:31:04.36	+0:05:22.68
3	854	MILLER-DAVEY Alex	 	0:15:21.60	4	0:05:05.97	3	0:06:54.60	3	0:05:13.10	3		0:32:35.27	+0:06:53.59

EWS80 RESULTS

Pos	Plate	Name Team	Nat EWS number	Stage 3	Pos	Stage 4	Pos	Stage 5	Pos	Stage 6	Pos	Penalties	Time	Gap
EWS80 WOMEN Youth 13-16														
4	852	WALDMAN Kai	 USA.2008.51331	0:15:19.03	3	0:05:31.72	4	0:07:48.51	4	0:05:35.86	4		0:34:15.12	+0:08:33.44
5	851	REIMERT Lydia	 USA.2007.51380	0:19:14.63	5	0:06:54.85	5	0:09:50.95	5	0:07:44.45	5		0:43:44.88	+0:18:03.20
DNF	850	REIMERT Camryn	 USA.2007.51384	0:24:57.50	6									
DNS	853	DOIRON Madeline												

Statistics

Entries / Nations	Finished	DNF	DSQ	DNS	Weather	Temperature	Distance	Elevation
51 / 5	43	2	0	6	Sunny	23 °C / 73 °C	14.9 km	-1,895 m / +580 m

DNF: did not finish · DNS: did not start · DSQ: disqualified