































STAGE 1PRO RESULTS

Pos	Plate	Name Team	Nat EWS number	Sector 1	Pos	Sector 2	Pos	Penalties	Time	Gap
MEN										
1	10	WALKER Matthew Pivot Factory Racing	 NZL.1990.21846	0:01:04.53	3	0:02:11.65	3		0:03:16.18	
2	3	MELAMED Jesse Rocky Mountain Race Face	 CAN.1992.21596	0:01:05.60	6	0:02:10.67	2		0:03:16.27	+0:00:00.09
3	2	RUDE JR Richard Yeti / Fox Factory Team	 USA.1995.21739	0:01:04.00	2	0:02:13.11	4		0:03:17.11	+0:00:00.93
4	1	MOIR Jack Canyon Collective	 AUS.1994.33430	0:01:08.58	24	<u>0:02:09.73</u>	1		0:03:18.31	+0:00:02.13
5	13	MAES Martin Orbea FOX Enduro Team	 BEL.1997.21636	<u>0:01:03.93</u>	1	0:02:14.55	8		0:03:18.48	+0:00:02.30
6	14	DENIAUD Youn Giant Factory Off-Road	 FRA.1996.22994	0:01:05.55	5	0:02:14.06	6		0:03:19.61	+0:00:03.43
7	28	RUDEAU Alex Commencal Enduro Project	 FRA.1996.25071	0:01:06.02	8	0:02:13.93	5		0:03:19.95	+0:00:03.77
8	23	VERNER Rhys Forbidden Synthesis	 CAN.1997.22407	0:01:06.66	10	0:02:14.72	9		0:03:21.38	+0:00:05.20
9	16	MURRAY Charles Specialized Racing	 NZL.1996.22752	0:01:07.27	17	0:02:14.33	7		0:03:21.60	+0:00:05.42
10	6	TORDO Dimitri Canyon Collective	 FRA.1993.21764	0:01:04.97	4	0:02:17.18	18		0:03:22.15	+0:00:05.97
11	63	NESTOROFF Nikolas	 USA.1999.36915	0:01:06.95	14	0:02:15.34	10		0:03:22.29	+0:00:06.11
12	53	STORR Alex Forbidden Synthesis	 GBR.2001.31009	0:01:07.00	16	0:02:15.84	13		0:03:22.84	+0:00:06.66













STAGE 1PRO RESULTS

Pos	Plate	Name Team	Nat EWS number	Sector 1	Pos	Sector 2	Pos	Penalties	Time	Gap
MEN										
13	21	MASTERS Edward Pivot Factory Racing	 NZL.1989.22590	0:01:07.50	18	0:02:15.69	12		0:03:23.19	+0:00:07.01
14	4	MIQUEL Kevin Specialized Racing	 FRA.1991.21704	0:01:06.89	13	0:02:17.29	19		0:03:24.18	+0:00:08.00
15	35	WALL Evan Devinci Global Racing	 CAN.1999.23531	0:01:08.78	26	0:02:15.55	11		0:03:24.33	+0:00:08.15
16	83	BEAUPRE Max	 USA.2000.24581	0:01:07.93	21	0:02:16.92	17		0:03:24.85	+0:00:08.67
17	8	DAILLY Adrien Lapierre Zipp Collective	 FRA.1996.21677	0:01:05.82	7	0:02:19.09	34		0:03:24.91	+0:00:08.73
18	51	SECONDI Nathan Fulgur Factory Team	 FRA.1999.22133	0:01:06.66	10	0:02:18.44	31		0:03:25.10	+0:00:08.92
19	60	MENJOU Irenee Sunn French Connexion By Alpe D'Huez	 FRA.1995.22122	0:01:08.00	22	0:02:17.66	23		0:03:25.66	+0:00:09.48
20	22	LUCAS Cole Ibis Enduro Team	 NZL.1998.23013	0:01:09.75	33	0:02:16.00	14		0:03:25.75	+0:00:09.57
21	15	HEAP Elliott Nukeproof SRAM Factory Racing	 GBR.1998.21783	0:01:07.69	19	0:02:18.56	32		0:03:26.25	+0:00:10.07
22	27	GRAHAM Innes	 GBR.1996.35188	0:01:08.41	23	0:02:17.93	26		0:03:26.34	+0:00:10.16
23	64	PETERSON Colton	 USA.1999.30493	0:01:07.85	20	0:02:18.82	33		0:03:26.67	+0:00:10.49
24	80	OSBORNE Marco	 USA.1992.21762	0:01:09.24	28	0:02:17.97	28		0:03:27.21	+0:00:11.03













STAGE 1PRO RESULTS

Pos	Plate	Name Team	Nat EWS number	Sector 1	Pos	Sector 2	Pos	Penalties	Time	Gap
MEN										
25	31	VEZINA Mckay Giant Factory Off-Road	 CAN.1995.21632	0:01:09.65	31	0:02:17.59	22		0:03:27.24	+0:00:11.06
26	29	JEANDEL Louis Commencal Enduro Project	 FRA.1998.22140	0:01:09.46	29	0:02:17.90	25		0:03:27.36	+0:00:11.18
27	78	SMITH Jimmy	 USA.1994.22251	0:01:09.91	34	0:02:17.85	24		0:03:27.76	+0:00:11.58
28	87	WEBER Basil	 SUI.1992.35964	0:01:10.30	37	0:02:17.51	20		0:03:27.81	+0:00:11.63
29	56	BLAIR Lachlan Orange Factory Racing	 GBR.1995.21426	0:01:09.62	30	0:02:18.32	30		0:03:27.94	+0:00:11.76
30	97	MCCUTCHEON Trevor	 USA.1999.31137	0:01:10.58	43	0:02:17.58	21		0:03:28.16	+0:00:11.98
31	11	LUKASIK Slawomir Canyon CLLTV Dainese	 POL.1993.24876	0:01:10.22	36	0:02:18.03	29		0:03:28.25	+0:00:12.07
32	61	BLAHA Vojtech	 CZE.1999.22684	0:01:09.68	32	0:02:20.20	43		0:03:29.88	+0:00:13.70
33	37	KANGAS Oliwer	 SWE.1992.33903	0:01:10.37	38	0:02:19.64	38		0:03:30.01	+0:00:13.83
34	52	STONE Brady Polygon Factory Racing	 NZL.2000.23119	0:01:10.63	44	0:02:19.43	36		0:03:30.06	+0:00:13.88
35	59	GALY Theo Sunn French Connexion By Alpe D'Huez	 FRA.1990.21691	0:01:12.19	53	0:02:17.96	27		0:03:30.15	+0:00:13.97
36	25	MENZIES Jack	 CAN.2001.22519	0:01:06.68	12	0:02:23.52	61		0:03:30.20	+0:00:14.02













STAGE 1PRO RESULTS













Pos	Plate	Name Team	Nat EWS number	Sector 1	Pos	Sector 2	Pos	Penalties	Time	Gap
MEN										
37	49	CAMOIN Francesco Specialized Racing	 FRA.2001.23545	0:01:08.75	25	0:02:21.61	50		0:03:30.36	+0:00:14.18
38	57	BURNS CONTRERAS Pedro Trek Factory Racing	 CHI.1997.21729	0:01:10.57	42	0:02:19.83	39		0:03:30.40	+0:00:14.22
39	32	PERSAK Vid Orbea FOX Enduro Team	 SLO.1996.22810	0:01:06.95	14	0:02:23.57	63		0:03:30.52	+0:00:14.34
40	34	STUTTARD Mathew Polygon Factory Racing	 GBR.1993.21661	0:01:11.12	47	0:02:19.57	37		0:03:30.69	+0:00:14.51
41	19	VENDEMMIA Mirco Cannondale Enduro	 ITA.1998.21871	0:01:10.94	45	0:02:20.20	43		0:03:31.14	+0:00:14.96
42	36	KRASNY Carter	 CAN.1999.22027	0:01:11.22	48	0:02:19.96	40		0:03:31.18	+0:00:15.00
43	50	GARAY TAMAYO Iago Santa Cruz X SRAM	 ESP.1991.21707	0:01:10.54	40	0:02:21.06	48		0:03:31.60	+0:00:15.42
44	5	BORGES Jose Canyon Collective	 POR.1990.21669	0:01:06.43	9	0:02:25.24	75		0:03:31.67	+0:00:15.49
45	33	TEXTOR Christian Team BULLS	 GER.1990.22845	0:01:15.32	76	0:02:16.50	15		0:03:31.82	+0:00:15.64
46	86	MORSE Adam	 USA.1985.22980	0:01:09.15	27	0:02:22.87	56		0:03:32.02	+0:00:15.84
47	76	FRESQUET Axel Tribe Pyrenees Gravity	 FRA.1998.23081	0:01:11.53	50	0:02:20.57	45		0:03:32.10	+0:00:15.92
48	26	CALLAGHAN Gregory Devinci Global Racing	 IRL.1991.21827	0:01:10.41	39	0:02:22.00	51		0:03:32.41	+0:00:16.23

STAGE 1PRO RESULTS













Pos	Plate	Name Team	Nat EWS number	Sector 1	Pos	Sector 2	Pos	Penalties	Time	Gap
MEN										
49	66	FRANCK Gilles	 BEL.2000.22291	0:01:10.56	41	0:02:22.03	52		0:03:32.59	+0:00:16.41
50	54	HILL Samuel Nukeproof SRAM Factory Racing	 AUS.1985.21775	0:01:16.25	83	0:02:16.71	16		0:03:32.96	+0:00:16.78
51	58	MORGAN Myles	 USA.2001.24399	0:01:13.75	63	0:02:19.98	41		0:03:33.73	+0:00:17.55
52	55	CONNELL Joseph Orange Factory Racing	 GBR.1994.21745	0:01:13.60	62	0:02:20.83	47		0:03:34.43	+0:00:18.25
53	79	SELF Daniel	 NZL.1998.21834	0:01:15.12	73	0:02:19.33	35		0:03:34.45	+0:00:18.27
54	96	STERCKX Nathan RST Enduro Team	 CAN.2001.22631	0:01:11.48	49	0:02:23.33	60		0:03:34.81	+0:00:18.63
55	89	WILSON Thomas Orange Factory Racing	 GBR.2000.22553	0:01:14.02	67	0:02:21.57	49		0:03:35.59	+0:00:19.41
56	30	LARBEOU Guillaume Commencal Enduro Project	 FRA.1994.25575	0:01:12.11	52	0:02:23.53	62		0:03:35.64	+0:00:19.46
57	88	TOOKE Jacob	 CAN.1999.22078	0:01:12.54	55	0:02:23.26	59		0:03:35.80	+0:00:19.62
58	104	RICHARDSON John	 NZL.1999.22929	0:01:15.92	81	0:02:20.02	42		0:03:35.94	+0:00:19.76
59	24	GAUVIN Remi Rocky Mountain Race Face	 CAN.1992.21624	0:01:12.34	54	0:02:23.63	64		0:03:35.97	+0:00:19.79
60	72	PFEIL Max	 GER.1998.27442	0:01:13.83	66	0:02:22.39	53		0:03:36.22	+0:00:20.04

STAGE 1PRO RESULTS

Pos	Plate	Name Team	Nat EWS number	Sector 1	Pos	Sector 2	Pos	Penalties	Time	Gap
MEN										
61	91	LESLIE Shane	 USA.1996.22174	0:01:13.18	59	0:02:23.07	57		0:03:36.25	+0:00:20.07
62	77	MACARTHUR Glenn	 FRA.2000.22879	0:01:12.75	56	0:02:23.78	66		0:03:36.53	+0:00:20.35
63	106	VAUGHAN Gavin	 USA.1986.22711	0:01:14.07	68	0:02:22.75	54		0:03:36.82	+0:00:20.64
64	92	WOLFE Daniel Polygon Factory Racing	 IRL.1988.22250	0:01:12.80	57	0:02:24.20	69		0:03:37.00	+0:00:20.82
65	95	KAHN David	 USA.2000.23224	0:01:11.74	51	0:02:25.49	78		0:03:37.23	+0:00:21.05
66	119	DESPRES MORIN Benjamin	 CAN.1995.39474	0:01:13.77	64	0:02:23.81	67		0:03:37.58	+0:00:21.40
67	82	OSTROSKI Peter	 USA.1989.21717	0:01:13.78	65	0:02:24.62	70		0:03:38.40	+0:00:22.22
68	90	JENSEN Henrik	 GBR.1998.25933	0:01:14.94	71	0:02:23.92	68		0:03:38.86	+0:00:22.68
69	75	CARROLL Gavin	 IRL.1993.35848	0:01:13.37	60	0:02:25.50	79		0:03:38.87	+0:00:22.69
70	132	SEDIVY Damon	 USA.1999.24610	0:01:10.97	46	0:02:28.75	90		0:03:39.72	+0:00:23.54
71	108	KELLEY Cody	 USA.1994.21757	0:01:12.89	58	0:02:27.29	83		0:03:40.18	+0:00:24.00
72	68	KING Riley	 AUS.2001.23512	0:01:15.69	78	0:02:24.84	72		0:03:40.53	+0:00:24.35

Pos	Plate	Name Team	Nat EWS number	Sector 1	Pos	Sector 2	Pos	Penalties	Time	Gap
MEN										
73	107	MADER Cameron	 USA.2001.40291	0:01:17.35	88	0:02:23.67	65		0:03:41.02	+0:00:24.84
74	105	JOYE Cameron	 USA.1998.21721	0:01:15.84	80	0:02:25.29	77		0:03:41.13	+0:00:24.95
75	74	JANSER Robin Swiss Enduro Team by Giant	 SUI.2000.25837	0:01:13.48	61	0:02:27.82	87		0:03:41.30	+0:00:25.12
76	84	ALLAIRE Isaac	 USA.1995.26395	0:01:15.83	79	0:02:25.51	80		0:03:41.34	+0:00:25.16
77	81	SEDLAK Max	 USA.2000.22259	0:01:18.27	93	0:02:23.14	58		0:03:41.41	+0:00:25.23
78	65	HEINIGER Nils	 NZL.1999.25218	0:01:14.54	69	0:02:27.81	86		0:03:42.35	+0:00:26.17
79	85	MCANDREW Alex	 USA.1990.22928	0:01:15.28	74	0:02:27.11	82		0:03:42.39	+0:00:26.21
80	71	BOX Archie	 GBR.1998.23201	0:01:17.83	91	0:02:24.81	71		0:03:42.64	+0:00:26.46
81	121	CONTE Dylan	 USA.1993.22360	0:01:15.67	77	0:02:27.98	88		0:03:43.65	+0:00:27.47
82	98	ROSSI Saben	 USA.1985.23371	0:01:09.95	35	0:02:33.91	103		0:03:43.86	+0:00:27.68
83	70	CAVAYE Andrew	 AUS.1996.24678	0:01:18.80	95	0:02:25.68	81		0:03:44.48	+0:00:28.30
84	117	MOONEY Scott	 USA.1998.32465	0:01:19.70	98	0:02:25.03	74		0:03:44.73	+0:00:28.55





STAGE 1PRO RESULTS

Pos	Plate	Name Team	Nat EWS number	Sector 1	Pos	Sector 2	Pos	Penalties	Time	Gap
MEN										
85	62	WARNET Manu	 NED.2001.26267	0:01:15.10	72	0:02:29.92	93		0:03:45.02	+0:00:28.84
86	101	BURKE Felix	 CAN.1996.31858	0:01:15.31	75	0:02:29.72	92		0:03:45.03	+0:00:28.85
87	111	KARALUS Ben	 NZL.1998.32702	0:01:17.57	90	0:02:27.75	85		0:03:45.32	+0:00:29.14
88	102	REECE Quinn Yeti / Fox Factory Team	 USA.2000.23029	0:01:25.68	107	0:02:20.69	46		0:03:46.37	+0:00:30.19
89	109	DRISCOLL Matthew	 USA.2001.31598	0:01:16.40	86	0:02:30.66	94		0:03:47.06	+0:00:30.88
90	110	LEONHARDT Konstantin	 GER.1996.35481	0:01:16.00	82	0:02:31.30	95		0:03:47.30	+0:00:31.12
91	122	ALIX Dakota	 USA.1994.39368	0:01:16.33	84	0:02:31.76	97		0:03:48.09	+0:00:31.91
92	126	HEDLUND Samuel	 USA.1997.39517	0:01:19.33	97	0:02:29.31	91		0:03:48.64	+0:00:32.46
93	134	HEMPERLEY Austin	 USA.1993.27060	0:01:23.39	102	0:02:25.27	76		0:03:48.66	+0:00:32.48
94	127	DOTSENKO Paul	 USA.1987.22256	0:01:16.53	87	0:02:32.25	99		0:03:48.78	+0:00:32.60
95	128	TREPANIER Samuel	 CAN.1994.38829	0:01:16.38	85	0:02:32.56	100		0:03:48.94	+0:00:32.76
96	114	ROBERT Keith	 USA.1990.31227	0:01:14.90	70	0:02:34.07	104		0:03:48.97	+0:00:32.79

STAGE 1PRO RESULTS

Pos	Plate	Name Team	Nat EWS number	Sector 1	Pos	Sector 2	Pos	Penalties	Time	Gap
MEN										
97	113	BARICH Leopold RDN Racing	 GER.1998.22342	0:01:17.56	89	0:02:31.57	96		0:03:49.13	+0:00:32.95
98	94	CSEH Jesse	 NZL.1998.24905	0:01:21.10	100	0:02:28.28	89		0:03:49.38	+0:00:33.20
99	67	HARRIS Bradley Theory Racing p/b ProBikeKit	 NZL.2001.27637	0:01:22.48	101	0:02:27.74	84		0:03:50.22	+0:00:34.04
100	93	HURLEY Joshua	 GBR.1995.27543	0:01:25.65	106	0:02:24.94	73		0:03:50.59	+0:00:34.41
101	123	CHAPDELAINE Simon	 CAN.1995.34674	0:01:29.79	110	0:02:22.85	55		0:03:52.64	+0:00:36.46
102	116	SKIDMORE Sam	 USA.1994.34216	0:01:18.02	92	0:02:37.24	108		0:03:55.26	+0:00:39.08
103	103	FREDERICKSEN GARCIA Tomas	 CHI.2001.25553	0:01:18.43	94	0:02:36.98	107		0:03:55.41	+0:00:39.23
104	130	LAGASSEY Justin	 USA.1991.22065	0:01:20.48	99	0:02:35.70	105		0:03:56.18	+0:00:40.00
105	118	SEBAS Matt	 USA.1989.21617	0:01:24.69	105	0:02:32.22	98		0:03:56.91	+0:00:40.73
106	125	WOLOSZYN Aidan	 USA.2001.33100	0:01:18.95	96	0:02:38.04	111		0:03:56.99	+0:00:40.81
107	129	POIRIER Sam	 USA.1994.25645	0:01:24.05	103	0:02:33.57	102		0:03:57.62	+0:00:41.44
108	99	COUTURE Charles	 CAN.1999.29610	0:01:25.85	108	0:02:32.97	101		0:03:58.82	+0:00:42.64













STAGE 1PRO RESULTS

Pos	Plate	Name Team	Nat EWS number	Sector 1	Pos	Sector 2	Pos	Penalties	Time	Gap
MEN										
109	124	DAYTON Charles	 USA.1995.39585	0:01:24.45	104	0:02:37.81	109		0:04:02.26	+0:00:46.08
110	115	SAMPSON Thomas	 USA.1989.22982	0:01:30.00	111	0:02:36.90	106		0:04:06.90	+0:00:50.72
111	135	POIRIER Josh	 USA.1989.25980	0:01:29.33	109	0:02:37.98	110		0:04:07.31	+0:00:51.13
112	120	NICHOLSON Titus	 USA.2000.35168	0:01:43.15	112	0:02:39.09	113		0:04:22.24	+0:01:06.06
113	131	FORTIN FAUBERT Maxime	 CAN.1990.34585	0:01:54.15	113	0:02:38.56	112		0:04:32.71	+0:01:16.53
MEN Master 35+										
1	220	KIRSCHER Franck	 FRA.1984.22930	<u>0:01:13.59</u>	1	<u>0:02:27.94</u>	1		0:03:41.53	
2	215	MEMMELAAR Jason	 USA.1983.34424	0:01:16.38	4	0:02:28.20	2		0:03:44.58	+0:00:03.05
3	219	BRODERICK Michael	 USA.1973.22376	0:01:17.40	5	0:02:29.30	4		0:03:46.70	+0:00:05.17
4	213	COOPER William	 USA.1987.23457	0:01:20.02	9	0:02:28.82	3		0:03:48.84	+0:00:07.31
5	222	AMOUR Karim BH Enduro Racing Team	 FRA.1975.21696	0:01:14.03	2	0:02:36.72	11		0:03:50.75	+0:00:09.22
6	208	OSHURA John Shane	 USA.1979.22013	0:01:20.13	10	0:02:30.68	5		0:03:50.81	+0:00:09.28
7	217	CANFIELD Christopher	 USA.1977.35613	0:01:18.42	7	0:02:32.44	6		0:03:50.86	+0:00:09.33













EWS Sugarloaf

Maine, USA
20 & 21 August 2022













STAGE 1PRO RESULTS

Pos	Plate	Name Team	Nat EWS number	Sector 1	Pos	Sector 2	Pos	Penalties	Time	Gap
MEN Master 35+										
8	221	CARREZ Cedric Lapierre Zipp Collective	 FRA.1978.23588	0:01:17.78	6	0:02:36.44	9		0:03:54.22	+0:00:12.69
9	216	EVENS Tim	 USA.1979.51473	0:01:15.77	3	0:02:39.43	14		0:03:55.20	+0:00:13.67
10	211	LAWWILL Joe	 USA.1970.24749	0:01:19.66	8	0:02:36.81	12		0:03:56.47	+0:00:14.94
11	212	SCHEIDING Jason	 USA.1977.22966	0:01:23.45	11	0:02:36.49	10		0:03:59.94	+0:00:18.41
12	205	WILLIAMS Adam	 USA.1983.38122	0:01:23.45	11	0:02:38.05	13		0:04:01.50	+0:00:19.97
13	207	NABLO Brooks	 USA.1983.40195	0:01:23.90	13	0:02:41.70	16		0:04:05.60	+0:00:24.07
14	218	WEIDEMANN Mads	 DEN.1982.33629	0:01:30.30	16	0:02:35.42	7		0:04:05.72	+0:00:24.19
15	209	LEECH Ryan	 USA.1977.24433	0:01:27.42	14	0:02:40.38	15		0:04:07.80	+0:00:26.27
16	206	BIGHAM Ryan	 USA.1986.34266	0:01:31.77	19	0:02:36.23	8		0:04:08.00	+0:00:26.47
17	200	GIARDINA Matthew	 USA.1987.39367	0:01:29.46	15	0:02:42.82	17		0:04:12.28	+0:00:30.75
18	204	BISHOP Allan	 USA.1981.33429	0:01:30.40	17	0:02:45.08	18		0:04:15.48	+0:00:33.95
19	203	TREGLIA Benedict	 USA.1970.22762	0:01:30.73	18	0:02:50.29	19		0:04:21.02	+0:00:39.49













STAGE 1PRO RESULTS

Pos	Plate	Name Team	Nat EWS number	Sector 1	Pos	Sector 2	Pos	Penalties	Time	Gap
MEN Master 35+										
20	199	ADOLPHSON Odin	 USA.1975.22332	0:01:33.60	20	0:02:58.26	20		0:04:31.86	+0:00:50.33
21	202	ALCISTO Patrick	 USA.1981.38277	0:01:37.31	21	0:03:17.97	21		0:04:55.28	+0:01:13.75
MEN Under 21										
1	198	SHERLOCK Seth	 CAN.2002.40432	0:01:05.76	2	<u>0:02:14.83</u>	<u>1</u>		0:03:20.59	
2	186	HELLY Johnathan	 CAN.2003.27147	0:01:06.35	3	0:02:19.04	4		0:03:25.39	+0:00:04.80
3	197	HANCOCK Emmett	 CAN.2002.37051	0:01:08.30	5	0:02:18.77	3		0:03:27.07	+0:00:06.48
4	180	CHAPIN Aiden	 USA.2002.25700	0:01:08.67	7	0:02:19.52	5		0:03:28.19	+0:00:07.60
5	195	JOHNSTON Guy	 NZL.2003.50550	0:01:08.30	5	0:02:21.36	7		0:03:29.66	+0:00:09.07
6	190	KELLER Jake	 USA.2002.31400	0:01:12.12	10	0:02:17.66	2		0:03:29.78	+0:00:09.19
7	193	FAIRBROTHER Matthew	 NZL.2004.35439	0:01:07.99	4	0:02:22.22	8		0:03:30.21	+0:00:09.62
8	184	KLOKOCA Vojtech	 CZE.2004.36797	0:01:12.40	12	0:02:23.67	11		0:03:36.07	+0:00:15.48
9	183	FISHER JT	 USA.2004.38262	0:01:11.73	8	0:02:25.05	14		0:03:36.78	+0:00:16.19
10	174	HAYDEN Adrian	 USA.2003.31647	0:01:11.90	9	0:02:24.97	13		0:03:36.87	+0:00:16.28




STAGE 1PRO RESULTS

Pos	Plate	Name Team	Nat EWS number	Sector 1	Pos	Sector 2	Pos	Penalties	Time	Gap
MEN Under 21										
11	182	SNOW Jakob	 USA.2003.24674	0:01:16.25	20	0:02:21.05	6		0:03:37.30	+0:00:16.71
12	189	RODGERS Lief	 CAN.2003.26651	0:01:14.39	15	0:02:23.03	10		0:03:37.42	+0:00:16.83
13	185	FOURCADE Luca Tribe Pyrenees Gravity	 FRA.2003.35944	0:01:12.86	13	0:02:25.73	16		0:03:38.59	+0:00:18.00
14	196	GILCHRIST Ryan	 AUS.2002.36859	0:01:16.43	21	0:02:22.81	9		0:03:39.24	+0:00:18.65
15	192	BERTINI Lisandru Lapierre Zipp Collective	 FRA.2004.36198	0:01:12.23	11	0:02:27.17	21		0:03:39.40	+0:00:18.81
16	171	ZOTOS Sokratis Aris Propain Factory Enduro	 GRE.2004.40305	0:01:15.07	17	0:02:27.11	19		0:03:42.18	+0:00:21.59
17	173	BEARD Carson	 USA.2003.34254	0:01:16.18	18	0:02:26.03	18		0:03:42.21	+0:00:21.62
18	178	HUTMAN Omer	 ISR.2004.40015	0:01:16.57	22	0:02:25.99	17		0:03:42.56	+0:00:21.97
19	176	PEREZ VASQUE Clemente	 CHI.2002.52269	0:01:15.02	16	0:02:27.73	22		0:03:42.75	+0:00:22.16
20	188	PRINGLE Colby	 CAN.2002.35143	<u>0:01:04.94</u>	<u>1</u>	0:02:39.06	34		0:03:44.00	+0:00:23.41
21	194	SCHEELE William	 NOR.2003.33415	0:01:19.15	27	0:02:25.14	15		0:03:44.29	+0:00:23.70
22	165	BUMSTEAD Devon	 USA.2002.34401	0:01:16.65	23	0:02:27.84	23		0:03:44.49	+0:00:23.90









STAGE 1PRO RESULTS

Pos	Plate	Name Team	Nat EWS number	Sector 1	Pos	Sector 2	Pos	Penalties	Time	Gap
MEN Under 21										
23	191	KAUX Marin Tribe Pyrenees Gravity	 FRA.2002.30383	0:01:21.05	29	0:02:24.33	12		0:03:45.38	+0:00:24.79
24	181	FISHER Brandon	 USA.2004.25638	0:01:16.20	19	0:02:29.58	25		0:03:45.78	+0:00:25.19
25	169	GADBOIS Eli	 USA.2004.39407	0:01:17.65	26	0:02:28.82	24		0:03:46.47	+0:00:25.88
26	164	BOULIANNE Victor	 CAN.2002.39117	0:01:14.25	14	0:02:32.68	31		0:03:46.93	+0:00:26.34
27	179	WHITE Ronan	 GBR.2002.36972	0:01:16.79	24	0:02:32.26	29		0:03:49.05	+0:00:28.46
28	167	DEBRUHL Devin	 USA.2002.36908	0:01:16.90	25	0:02:32.61	30		0:03:49.51	+0:00:28.92
29	170	DAVIS Owen	 USA.2003.26665	0:01:19.15	27	0:02:31.18	27		0:03:50.33	+0:00:29.74
30	187	BROWN John Yeti / Fox Factory Team	 USA.2002.27555	0:01:27.33	30	0:02:27.16	20		0:03:54.49	+0:00:33.90
31	172	BROCHET Nicolas	 CAN.2005.51316	0:01:28.88	31	0:02:31.45	28		0:04:00.33	+0:00:39.74
32	175	CHRISTIE Bailey	 AUS.2004.38376	0:01:34.00	32	0:02:36.61	32		0:04:10.61	+0:00:50.02
33	162	BUENGEN Lars Henrik Swiss Enduro Team by Giant	 SUI.2005.27225	0:01:42.22	33	0:02:36.63	33		0:04:18.85	+0:00:58.26
34	168	WICKLUND Jackson	 USA.2005.39414	0:01:49.25	34	0:02:31.16	26		0:04:20.41	+0:00:59.82











STAGE 1PRO RESULTS

Pos	Plate	Name Team	Nat EWS number	Sector 1	Pos	Sector 2	Pos	Penalties	Time	Gap
WOMEN										
1	3	COURDURIER Isabeau Lapierre Zipp Collective	 FRA.1994.21731	0:01:18.92	2	<u>0:02:32.55</u>	1		0:03:51.47	
2	1	PUGIN Melanie BH Enduro Racing Team	 FRA.1990.21693	<u>0:01:16.05</u>	1	0:02:37.39	5		0:03:53.44	+0:00:01.97
3	40	SCARSI Gloria Canyon CLLTV Dainese	 ITA.2000.36425	0:01:21.12	4	0:02:34.20	2		0:03:55.32	+0:00:03.85
4	2	CHARRE Morgane Pivot Factory Racing	 FRA.1990.21958	0:01:21.45	5	0:02:34.88	3		0:03:56.33	+0:00:04.86
5	7	BARAONA Rebecca Yeti / Fox Factory Team	 GBR.1993.21715	0:01:22.02	9	0:02:35.81	4		0:03:57.83	+0:00:06.36
6	39	MORRISON Rae Liv Racing	 NZL.1989.21630	0:01:20.58	3	0:02:39.21	7		0:03:59.79	+0:00:08.32
7	48	MILLER Miranda	 CAN.1990.21687	0:01:22.40	11	0:02:38.20	6		0:04:00.60	+0:00:09.13
8	8	CONOLLY Ella Cannondale Enduro	 GBR.1998.21859	0:01:21.50	6	0:02:40.13	9		0:04:01.63	+0:00:10.16
9	38	LANTHIER NADEAU Andreane Rocky Mountain Race Face	 CAN.1993.21609	0:01:21.82	7	0:02:39.88	8		0:04:01.70	+0:00:10.23
10	42	COOK Becky	 GBR.1986.21664	0:01:23.84	12	0:02:41.46	11		0:04:05.30	+0:00:13.83
11	144	REY Charlotte Tribe Pyrenees Gravity	 FRA.2000.31025	0:01:24.88	13	0:02:43.44	14		0:04:08.32	+0:00:16.85
12	45	LAWRENCE Kate Yeti / Fox Factory Team	 USA.1998.27745	0:01:28.75	16	0:02:40.82	10		0:04:09.57	+0:00:18.10



STAGE 1PRO RESULTS

Pos	Plate	Name Team	Nat EWS number	Sector 1	Pos	Sector 2	Pos	Penalties	Time	Gap
WOMEN										
13	41	ESPINEIRA HERREROS Florenia Orbea FOX Enduro Team	 CHI.1992.22941	0:01:25.52	14	0:02:45.05	15		0:04:10.57	+0:00:19.10
14	10	RICHTER Raphaela Ibis Enduro Team	 GER.1997.25746	0:01:22.15	10	0:02:49.61	18		0:04:11.76	+0:00:20.29
15	44	JONNIER Morgane Rossignol Factory Team	 FRA.1990.22559	0:01:30.07	17	0:02:42.01	12		0:04:12.08	+0:00:20.61
16	47	KINTNER Jill	 USA.1981.22648	0:01:21.95	8	0:02:50.15	19		0:04:12.10	+0:00:20.63
17	43	DUVERT Julie Theory Racing p/b ProBikeKit	 FRA.1996.21719	0:01:25.90	15	0:02:46.73	16		0:04:12.63	+0:00:21.16
18	136	TAYLOR Chloe	 GBR.1998.23462	0:01:32.06	18	0:02:42.40	13		0:04:14.46	+0:00:22.99
19	140	LONG Julia	 CAN.1999.22029	0:01:34.13	19	0:02:50.18	20		0:04:24.31	+0:00:32.84
20	46	ASTLE Georgia Devinci Global Racing	 CAN.1997.27095	0:01:38.00	20	0:02:46.92	17		0:04:24.92	+0:00:33.45
21	138	KELLY Louise	 NZL.1997.27801	0:01:51.07	24	0:02:52.63	21		0:04:43.70	+0:00:52.23
22	141	GRIFFIN Kalen	 USA.1993.39607	0:01:47.83	21	0:02:57.60	23		0:04:45.43	+0:00:53.96
23	143	HARRINGTON Hannah	 USA.1993.39351	0:01:49.53	22	0:02:57.68	24		0:04:47.21	+0:00:55.74
24	148	ALLEN Sophie	 USA.2001.35477	0:01:50.65	23	0:02:59.22	25		0:04:49.87	+0:00:58.40

STAGE 1PRO RESULTS

Pos	Plate	Name Team	Nat EWS number	Sector 1	Pos	Sector 2	Pos	Penalties	Time	Gap
WOMEN										
25	145	HOWERTER Sarah	 USA.1990.33099	0:02:13.53	25	0:02:56.53	22		0:05:10.06	+0:01:18.59
WOMEN Master 35+										
1	152	LAROUCHE Ingrid	 CAN.1976.24583	0:01:42.79	2	<u>0:02:51.43</u>	1		0:04:34.22	
2	154	THOMSEN Sandra Bohn	 DEN.1983.33584	<u>0:01:37.17</u>	1	0:03:08.96	3		0:04:46.13	+0:00:11.91
3	153	NEWELL Melissa	 NZL.1979.21458	0:01:52.80	4	0:02:57.26	2		0:04:50.06	+0:00:15.84
4	151	MCCONNELOUG Mary	 USA.1971.22390	0:01:50.87	3	0:03:11.70	4		0:05:02.57	+0:00:28.35
5	150	CONTENTOANGELL Kristine	 USA.1979.33608	0:01:53.00	5	0:03:21.61	5		0:05:14.61	+0:00:40.39
6	149	KANAYAN Heidi	 USA.1982.24737	0:02:05.44	6	0:03:31.71	6		0:05:37.15	+0:01:02.93
WOMEN Under 21										
1	161	RIVA Sophie	 ITA.2003.33949	<u>0:01:27.45</u>	1	<u>0:02:41.59</u>	1		0:04:09.04	
2	160	GALLO FUENTES Paz	 CHI.2002.52289	0:01:28.22	2	0:02:43.75	2		0:04:11.97	+0:00:02.93
3	158	BINGHAM Lauren	 USA.2002.25005	0:01:33.69	4	0:02:47.45	3		0:04:21.14	+0:00:12.10
4	159	BOUCHER Lily	 CAN.2004.40222	0:01:28.73	3	0:02:57.82	5		0:04:26.55	+0:00:17.51

STAGE 1PRO RESULTS

Pos	Plate	Name Team	Nat EWS number	Sector 1	Pos	Sector 2	Pos	Penalties	Time	Gap
WOMEN Under 21										
5	157	HENRY Justine Tribe Pyrenees Gravity	 FRA.2003.32717	0:01:37.74	5	0:02:48.84	4		0:04:26.58	+0:00:17.54
6	155	HOLM Hanna	 USA.2003.39590	0:02:34.10	6	0:03:04.70	6		0:05:38.80	+0:01:29.76

Statistics

Entries / Nations	Finished	DNF	DSQ	DNS	Weather	Temperature	Distance	Elevation
205 / 23	205	0	0	0				

DNF: did not finish · DNS: did not start · DSQ: disqualified