






























## STAGE 3Q RESULTS

Pos	Plate	Name Team	Nat EWS number	Sector 1	Pos	Sector 2	Pos	Penalties	Time	Gap
<b>MEN</b>										
1	2	<b>RUDE JR Richard</b> Yeti / Fox Factory Team	 USA.1995.21739	0:04:12.01	1	0:03:49.40	1		0:08:01.41	
2	60	<b>MENJOU Irene</b> Sunn French Connexion By Alpe D'Huez	 FRA.1995.22122	0:04:21.55	5	0:03:53.82	4		0:08:15.37	+0:00:13.96
3	13	<b>MAES Martin</b> Orbea FOX Enduro Team	 BEL.1997.21636	0:04:19.20	2	0:03:56.72	11		0:08:15.92	+0:00:14.51
4	10	<b>WALKER Matthew</b> Pivot Factory Racing	 NZL.1990.21846	0:04:19.30	3	0:03:56.75	12		0:08:16.05	+0:00:14.64
5	11	<b>LUKASIK Slawomir</b> Canyon CLLTV Dainese	 POL.1993.24876	0:04:22.30	8	0:03:53.80	3		0:08:16.10	+0:00:14.69
6	22	<b>LUCAS Cole</b> Ibis Enduro Team	 NZL.1998.23013	0:04:25.58	16	0:03:51.40	2		0:08:16.98	+0:00:15.57
7	14	<b>DENIAUD Youn</b> Giant Factory Off-Road	 FRA.1996.22994	0:04:24.52	13	0:03:54.55	5		0:08:19.07	+0:00:17.66
8	64	<b>PETERSON Colton</b>	 USA.1999.30493	0:04:24.08	11	0:03:55.75	8		0:08:19.83	+0:00:18.42
9	21	<b>MASTERS Edward</b> Pivot Factory Racing	 NZL.1989.22590	0:04:24.08	11	0:03:56.63	10		0:08:20.71	+0:00:19.30
10	32	<b>PERSAK Vid</b> Orbea FOX Enduro Team	 SLO.1996.22810	0:04:25.25	15	0:03:55.65	7		0:08:20.90	+0:00:19.49
11	54	<b>HILL Samuel</b> Nukeproof SRAM Factory Racing	 AUS.1985.21775	0:04:27.26	20	0:03:54.59	6		0:08:21.85	+0:00:20.44
12	23	<b>VERNER Rhys</b> Forbidden Synthesis	 CAN.1997.22407	0:04:22.85	10	0:03:59.20	15		0:08:22.05	+0:00:20.64













## STAGE 3Q RESULTS

Pos	Plate	Name Team	Nat EWS number	Sector 1	Pos	Sector 2	Pos	Penalties	Time	Gap
<b>MEN</b>										
13	37	<b>KANGAS Oliwer</b>	 SWE.1992.33903	0:04:22.25	7	0:04:01.15	20		<b>0:08:23.40</b>	+0:00:21.99
14	28	<b>RUDEAU Alex</b> Commencal Enduro Project	 FRA.1996.25071	0:04:25.98	17	0:03:58.08	13		<b>0:08:24.06</b>	+0:00:22.65
15	29	<b>JEANDEL Louis</b> Commencal Enduro Project	 FRA.1998.22140	0:04:22.47	9	0:04:01.65	22		<b>0:08:24.12</b>	+0:00:22.71
16	26	<b>CALLAGHAN Gregory</b> Devinci Global Racing	 IRL.1991.21827	0:04:26.85	18	0:03:58.30	14		<b>0:08:25.15</b>	+0:00:23.74
17	16	<b>MURRAY Charles</b> Specialized Racing	 NZL.1996.22752	0:04:27.17	19	0:04:00.13	17		<b>0:08:27.30</b>	+0:00:25.89
18	4	<b>MIQUEL Kevin</b> Specialized Racing	 FRA.1991.21704	0:04:21.88	6	0:04:06.38	37		<b>0:08:28.26</b>	+0:00:26.85
19	63	<b>NESTOROFF Nikolas</b>	 USA.1999.36915	0:04:24.61	14	0:04:04.00	26		<b>0:08:28.61</b>	+0:00:27.20
20	6	<b>TORDO Dimitri</b> Canyon Collective	 FRA.1993.21764	0:04:20.63	4	0:04:08.07	41		<b>0:08:28.70</b>	+0:00:27.29
21	24	<b>GAUVIN Remi</b> Rocky Mountain Race Face	 CAN.1992.21624	0:04:28.94	28	0:04:00.10	16		<b>0:08:29.04</b>	+0:00:27.63
22	3	<b>MELAMED Jesse</b> Rocky Mountain Race Face	 CAN.1992.21596	0:04:28.46	26	0:04:00.79	18		<b>0:08:29.25</b>	+0:00:27.84
23	33	<b>TEXTOR Christian</b> Team BULLS	 GER.1990.22845	0:04:27.27	21	0:04:02.10	23		<b>0:08:29.37</b>	+0:00:27.96
24	15	<b>HEAP Elliott</b> Nukeproof SRAM Factory Racing	 GBR.1998.21783	0:04:28.02	23	0:04:04.13	27		<b>0:08:32.15</b>	+0:00:30.74













## STAGE 3Q RESULTS

Pos	Plate	Name Team	Nat EWS number	Sector 1	Pos	Sector 2	Pos	Penalties	Time	Gap
<b>MEN</b>										
25	34	<b>STUTTARD Mathew</b> Polygon Factory Racing	 GBR.1993.21661	0:04:31.69	31	0:04:00.86	19		<b>0:08:32.55</b>	+0:00:31.14
26	8	<b>DAILLY Adrien</b> Lapierre Zipp Collective	 FRA.1996.21677	0:04:28.18	24	0:04:04.42	31		<b>0:08:32.60</b>	+0:00:31.19
27	83	<b>BEAUPRE Max</b>	 USA.2000.24581	0:04:37.17	49	0:03:56.10	9		<b>0:08:33.27</b>	+0:00:31.86
28	51	<b>SECONDI Nathan</b> Fulgur Factory Team	 FRA.1999.22133	0:04:28.42	25	0:04:05.65	34		<b>0:08:34.07</b>	+0:00:32.66
29	55	<b>CONNELL Joseph</b> Orange Factory Racing	 GBR.1994.21745	0:04:31.74	32	0:04:03.23	25		<b>0:08:34.97</b>	+0:00:33.56
30	30	<b>LARBEOU Guillaume</b> Commencal Enduro Project	 FRA.1994.25575	0:04:33.91	35	0:04:01.24	21		<b>0:08:35.15</b>	+0:00:33.74
31	50	<b>GARAY TAMAYO Iago</b> Santa Cruz X SRAM	 ESP.1991.21707	0:04:27.53	22	0:04:08.57	44		<b>0:08:36.10</b>	+0:00:34.69
32	49	<b>CAMOIN Francescu</b> Specialized Racing	 FRA.2001.23545	0:04:31.58	30	0:04:04.94	33		<b>0:08:36.52</b>	+0:00:35.11
33	5	<b>BORGES Jose</b> Canyon Collective	 POR.1990.21669	0:04:29.62	29	0:04:07.08	40		<b>0:08:36.70</b>	+0:00:35.29
34	80	<b>OSBORNE Marco</b>	 USA.1992.21762	0:04:35.55	42	0:04:02.90	24		<b>0:08:38.45</b>	+0:00:37.04
35	96	<b>STERCKX Nathan</b> RST Enduro Team	 CAN.2001.22631	0:04:34.95	37	0:04:04.48	32		<b>0:08:39.43</b>	+0:00:38.02
36	53	<b>STORR Alex</b> Forbidden Synthesis	 GBR.2001.31009	0:04:35.23	38	0:04:04.35	29		<b>0:08:39.58</b>	+0:00:38.17













## STAGE 3Q RESULTS

Pos	Plate	Name Team	Nat EWS number	Sector 1	Pos	Sector 2	Pos	Penalties	Time	Gap
<b>MEN</b>										
37	66	<b>FRANCK Gilles</b>	 BEL.2000.22291	0:04:35.42	40	0:04:04.33	28		<b>0:08:39.75</b>	+0:00:38.34
38	86	<b>MORSE Adam</b>	 USA.1985.22980	0:04:32.55	33	0:04:08.53	43		<b>0:08:41.08</b>	+0:00:39.67
39	78	<b>SMITH Jimmy</b>	 USA.1994.22251	0:04:35.97	46	0:04:07.05	39		<b>0:08:43.02</b>	+0:00:41.61
40	19	<b>VENDEMMIA Mirco</b> Cannondale Enduro	 ITA.1998.21871	0:04:35.50	41	0:04:08.37	42		<b>0:08:43.87</b>	+0:00:42.46
41	62	<b>WARNET Manu</b>	 NED.2001.26267	0:04:35.70	44	0:04:09.15	47		<b>0:08:44.85</b>	+0:00:43.44
42	92	<b>WOLFE Daniel</b> Polygon Factory Racing	 IRL.1988.22250	0:04:35.35	39	0:04:09.57	49		<b>0:08:44.92</b>	+0:00:43.51
43	61	<b>BLAHA Vojtech</b>	 CZE.1999.22684	0:04:36.68	47	0:04:08.77	45		<b>0:08:45.45</b>	+0:00:44.04
44	102	<b>REECE Quinn</b> Yeti / Fox Factory Team	 USA.2000.23029	0:04:33.55	34	0:04:12.18	53		<b>0:08:45.73</b>	+0:00:44.32
44	132	<b>SEDIVY Damon</b>	 USA.1999.24610	0:04:39.18	53	0:04:06.55	38		<b>0:08:45.73</b>	+0:00:44.32
46	67	<b>HARRIS Bradley</b> Theory Racing p/b ProBikeKit	 NZL.2001.27637	0:04:35.90	45	0:04:10.81	51		<b>0:08:46.71</b>	+0:00:45.30
47	56	<b>BLAIR Lachlan</b> Orange Factory Racing	 GBR.1995.21426	0:04:38.87	51	0:04:09.00	46		<b>0:08:47.87</b>	+0:00:46.46
48	79	<b>SELF Daniel</b>	 NZL.1998.21834	0:04:41.95	58	0:04:05.96	36		<b>0:08:47.91</b>	+0:00:46.50













## STAGE 3Q RESULTS

Pos	Plate	Name Team	Nat EWS number	Sector 1	Pos	Sector 2	Pos	Penalties	Time	Gap
<b>MEN</b>										
49	52	<b>STONE Brady</b> Polygon Factory Racing	 NZL.2000.23119	0:04:34.02	36	0:04:13.98	60		<b>0:08:48.00</b>	+0:00:46.59
50	68	<b>KING Riley</b>	 AUS.2001.23512	0:04:39.53	55	0:04:09.37	48		<b>0:08:48.90</b>	+0:00:47.49
51	35	<b>WALL Evan</b> Devinci Global Racing	 CAN.1999.23531	0:04:28.62	27	0:04:20.78	79		<b>0:08:49.40</b>	+0:00:47.99
52	89	<b>WILSON Thomas</b> Orange Factory Racing	 GBR.2000.22553	0:04:38.87	51	0:04:10.95	52		<b>0:08:49.82</b>	+0:00:48.41
53	117	<b>MOONEY Scott</b>	 USA.1998.32465	0:04:38.23	50	0:04:12.67	54		<b>0:08:50.90</b>	+0:00:49.49
54	104	<b>RICHARDSON John</b>	 NZL.1999.22929	0:04:43.30	63	0:04:09.60	50		<b>0:08:52.90</b>	+0:00:51.49
55	87	<b>WEBER Basil</b>	 SUI.1992.35964	0:04:48.00	72	0:04:05.65	34		<b>0:08:53.65</b>	+0:00:52.24
56	81	<b>SEDLAK Max</b>	 USA.2000.22259	0:04:42.27	59	0:04:13.53	56		<b>0:08:55.80</b>	+0:00:54.39
57	91	<b>LESLIE Shane</b>	 USA.1996.22174	0:04:39.42	54	0:04:17.16	73		<b>0:08:56.58</b>	+0:00:55.17
58	82	<b>OSTROSKI Peter</b>	 USA.1989.21717	0:04:42.88	60	0:04:13.74	57		<b>0:08:56.62</b>	+0:00:55.21
59	36	<b>KRASNY Carter</b>	 CAN.1999.22027	0:04:42.93	61	0:04:13.75	58		<b>0:08:56.68</b>	+0:00:55.27
60	106	<b>VAUGHAN Gavin</b>	 USA.1986.22711	0:04:44.50	65	0:04:12.71	55		<b>0:08:57.21</b>	+0:00:55.80













## STAGE 3Q RESULTS

Pos	Plate	Name Team	Nat EWS number	Sector 1	Pos	Sector 2	Pos	Penalties	Time	Gap
<b>MEN</b>										
61	118	SEBAS Matt	 USA.1989.21617	0:04:43.08	62	0:04:15.37	66		0:08:58.45	+0:00:57.04
62	101	BURKE Felix	 CAN.1996.31858	0:04:44.20	64	0:04:14.45	62		0:08:58.65	+0:00:57.24
63	108	KELLEY Cody	 USA.1994.21757	0:04:40.98	56	0:04:17.83	75		0:08:58.81	+0:00:57.40
64	57	BURNS CONTRERAS Pedro Trek Factory Racing	 CHI.1997.21729	0:04:44.87	67	0:04:14.46	63		0:08:59.33	+0:00:57.92
65	74	JANSER Robin Swiss Enduro Team by Giant	 SUI.2000.25837	0:04:45.42	69	0:04:15.83	68		0:09:01.25	+0:00:59.84
66	72	PFEIL Max	 GER.1998.27442	0:04:45.68	70	0:04:16.54	69		0:09:02.22	+0:01:00.81
67	95	KAHN David	 USA.2000.23224	0:04:45.23	68	0:04:17.13	72		0:09:02.36	+0:01:00.95
68	27	GRAHAM Innes	 GBR.1996.35188	0:04:36.95	48	0:04:26.45	88		0:09:03.40	+0:01:01.99
69	65	HEINIGER Nils	 NZL.1999.25218	0:04:47.78	71	0:04:16.69	71		0:09:04.47	+0:01:03.06
70	58	MORGAN Myles	 USA.2001.24399	0:04:44.79	66	0:04:20.31	77		0:09:05.10	+0:01:03.69
71	85	MCANDREW Alex	 USA.1990.22928	0:04:53.81	79	0:04:13.90	59		0:09:07.71	+0:01:06.30
72	88	TOOKE Jacob	 CAN.1999.22078	0:04:53.61	78	0:04:17.29	74		0:09:10.90	+0:01:09.49

## STAGE 3Q RESULTS

Pos	Plate	Name Team	Nat EWS number	Sector 1	Pos	Sector 2	Pos	Penalties	Time	Gap
<b>MEN</b>										
73	70	<b>CAVAYE Andrew</b>	 AUS.1996.24678	0:04:56.70	86	0:04:14.82	64		<b>0:09:11.52</b>	+0:01:10.11
74	98	<b>ROSSI Saben</b>	 USA.1985.23371	0:04:56.90	87	0:04:14.85	65		<b>0:09:11.75</b>	+0:01:10.34
75	126	<b>HEDLUND Samuel</b>	 USA.1997.39517	0:04:51.06	74	0:04:21.44	80		<b>0:09:12.50</b>	+0:01:11.09
76	120	<b>NICHOLSON Titus</b>	 USA.2000.35168	0:04:55.55	83	0:04:18.36	76		<b>0:09:13.91</b>	+0:01:12.50
77	94	<b>CSEH Jesse</b>	 NZL.1998.24905	0:04:52.13	76	0:04:22.50	83		<b>0:09:14.63</b>	+0:01:13.22
78	128	<b>TREPANIER Samuel</b>	 CAN.1994.38829	0:04:54.38	82	0:04:22.22	82		<b>0:09:16.60</b>	+0:01:15.19
79	31	<b>VEZINA Mckay</b> Giant Factory Off-Road	 CAN.1995.21632	0:04:35.68	43	0:04:41.70	103		<b>0:09:17.38</b>	+0:01:15.97
80	111	<b>KARALUS Ben</b>	 NZL.1998.32702	0:04:54.04	80	0:04:23.36	84		<b>0:09:17.40</b>	+0:01:15.99
81	99	<b>COUTURE Charles</b>	 CAN.1999.29610	0:04:55.85	85	0:04:21.56	81		<b>0:09:17.41</b>	+0:01:16.00
82	97	<b>MCCUTCHEON Trevor</b>	 USA.1999.31137	0:04:41.77	57	0:04:36.60	99		<b>0:09:18.37</b>	+0:01:16.96
83	109	<b>DRISCOLL Matthew</b>	 USA.2001.31598	0:05:03.73	95	0:04:16.67	70		<b>0:09:20.40</b>	+0:01:18.99
84	123	<b>CHAPDELAINE Simon</b>	 CAN.1995.34674	0:04:52.30	77	0:04:30.23	94		<b>0:09:22.53</b>	+0:01:21.12

## STAGE 3Q RESULTS













Pos	Plate	Name Team	Nat EWS number	Sector 1	Pos	Sector 2	Pos	Penalties	Time	Gap
<b>MEN</b>										
85	113	<b>BARICH Leopold</b> RDN Racing	 GER.1998.22342	0:04:55.55	83	0:04:27.05	90		<b>0:09:22.60</b>	+0:01:21.19
86	114	<b>ROBERT Keith</b>	 USA.1990.31227	0:04:57.88	88	0:04:24.85	85		<b>0:09:22.73</b>	+0:01:21.32
87	119	<b>DESPRES MORIN Benjamin</b>	 CAN.1995.39474	0:04:54.28	81	0:04:28.50	92		<b>0:09:22.78</b>	+0:01:21.37
88	84	<b>ALLAIRE Isaac</b>	 USA.1995.26395	0:05:12.43	98	0:04:14.25	61		<b>0:09:26.68</b>	+0:01:25.27
89	121	<b>CONTE Dylan</b>	 USA.1993.22360	0:05:01.54	91	0:04:25.23	86		<b>0:09:26.77</b>	+0:01:25.36
90	116	<b>SKIDMORE Sam</b>	 USA.1994.34216	0:04:51.22	75	0:04:35.78	98		<b>0:09:27.00</b>	+0:01:25.59
91	110	<b>LEONHARDT Konstantin</b>	 GER.1996.35481	0:04:59.58	89	0:04:28.77	93		<b>0:09:28.35</b>	+0:01:26.94
92	122	<b>ALIX Dakota</b>	 USA.1994.39368	0:05:03.43	94	0:04:25.58	87		<b>0:09:29.01</b>	+0:01:27.60
93	105	<b>JOYE Cameron</b>	 USA.1998.21721	0:05:15.22	99	0:04:15.78	67		<b>0:09:31.00</b>	+0:01:29.59
94	93	<b>HURLEY Joshua</b>	 GBR.1995.27543	0:04:59.83	90	0:04:34.94	96		<b>0:09:34.77</b>	+0:01:33.36
95	127	<b>DOTSENKO Paul</b>	 USA.1987.22256	0:05:07.47	96	0:04:28.43	91		<b>0:09:35.90</b>	+0:01:34.49
96	131	<b>FORTIN FAUBERT Maxime</b>	 CAN.1990.34585	0:05:10.45	97	0:04:30.66	95		<b>0:09:41.11</b>	+0:01:39.70















## STAGE 3Q RESULTS

Pos	Plate	Name Team	Nat EWS number	Sector 1	Pos	Sector 2	Pos	Penalties	Time	Gap
<b>MEN</b>										
97	103	<b>FREDERICKSEN GARCIA</b> Tomas	 CHI.2001.25553	0:05:01.72	92	0:04:40.96	102		<b>0:09:42.68</b>	+0:01:41.27
98	130	<b>LAGASSEY Justin</b>	 USA.1991.22065	0:05:17.46	100	0:04:26.77	89		<b>0:09:44.23</b>	+0:01:42.82
99	77	<b>MACARTHUR Glenn</b>	 FRA.2000.22879	0:05:25.00	103	0:04:20.51	78		<b>0:09:45.51</b>	+0:01:44.10
100	125	<b>WOLOSZYN Aidan</b>	 USA.2001.33100	0:05:17.65	101	0:04:35.73	97		<b>0:09:53.38</b>	+0:01:51.97
101	107	<b>MADER Cameron</b>	 USA.2001.40291	0:05:03.41	93	0:04:51.39	106		<b>0:09:54.80</b>	+0:01:53.39
102	90	<b>JENSEN Henrik</b>	 GBR.1998.25933	0:04:49.38	73	0:05:12.02	108		<b>0:10:01.40</b>	+0:01:59.99
103	135	<b>POIRIER Josh</b>	 USA.1989.25980	0:05:23.65	102	0:04:45.23	104		<b>0:10:08.88</b>	+0:02:07.47
103	71	<b>BOX Archie</b>	 GBR.1998.23201	0:05:30.33	105	0:04:38.55	100		<b>0:10:08.88</b>	+0:02:07.47
105	129	<b>POIRIER Sam</b>	 USA.1994.25645	0:05:31.22	106	0:04:39.46	101		<b>0:10:10.68</b>	+0:02:09.27
106	115	<b>SAMPSON Thomas</b>	 USA.1989.22982	0:05:28.07	104	0:04:58.58	107		<b>0:10:26.65</b>	+0:02:25.24
107	134	<b>HEMPERLEY Austin</b>	 USA.1993.27060	0:05:47.12	107	0:04:47.35	105		<b>0:10:34.47</b>	+0:02:33.06
108	1	<b>MOIR Jack</b> Canyon Collective	 AUS.1994.33430	0:14:08.37	108	0:04:04.35	29		<b>0:18:12.72</b>	+0:10:11.31













## STAGE 3Q RESULTS

Pos	Plate	Name Team	Nat EWS number	Sector 1	Pos	Sector 2	Pos	Penalties	Time	Gap
<b>MEN   Master 35+</b>										
1	215	MEMMELAAR Jason	 USA.1983.34424	0:04:45.80	2	<u>0:04:07.97</u>	1		<b>0:08:53.77</b>	
2	220	KIRSCHER Franck	 FRA.1984.22930	<u>0:04:42.67</u>	1	0:04:12.67	2		<b>0:08:55.34</b>	+0:00:01.57
3	218	WEIDEMANN Mads	 DEN.1982.33629	0:04:48.37	3	0:04:17.51	4		<b>0:09:05.88</b>	+0:00:12.11
4	219	BRODERICK Michael	 USA.1973.22376	0:04:57.64	4	0:04:17.45	3		<b>0:09:15.09</b>	+0:00:21.32
5	212	SCHEIDING Jason	 USA.1977.22966	0:04:58.88	5	0:04:23.45	5		<b>0:09:22.33</b>	+0:00:28.56
6	213	COOPER William	 USA.1987.23457	0:04:59.83	7	0:04:28.77	6		<b>0:09:28.60</b>	+0:00:34.83
7	208	OSHURA John Shane	 USA.1979.22013	0:05:00.30	8	0:04:29.62	7		<b>0:09:29.92</b>	+0:00:36.15
8	209	LEECH Ryan	 USA.1977.24433	0:04:59.10	6	0:04:32.78	10		<b>0:09:31.88</b>	+0:00:38.11
9	222	AMOUR Karim BH Enduro Racing Team	 FRA.1975.21696	0:05:02.75	10	0:04:30.75	9		<b>0:09:33.50</b>	+0:00:39.73
10	207	NABLO Brooks	 USA.1983.40195	0:05:07.90	12	0:04:30.05	8		<b>0:09:37.95</b>	+0:00:44.18
11	217	CANFIELD Christopher	 USA.1977.35613	0:05:00.47	9	0:04:40.65	14		<b>0:09:41.12</b>	+0:00:47.35
12	221	CARREZ Cedric Lapierre Zipp Collective	 FRA.1978.23588	0:05:05.28	11	0:04:36.45	12		<b>0:09:41.73</b>	+0:00:47.96













## STAGE 3Q RESULTS

Pos	Plate	Name Team	Nat EWS number	Sector 1	Pos	Sector 2	Pos	Penalties	Time	Gap
<b>MEN   Master 35+</b>										
13	206	BIGHAM Ryan	 USA.1986.34266	0:05:09.29	13	0:04:38.63	13		0:09:47.92	+0:00:54.15
14	216	EVENS Tim	 USA.1979.51473	0:05:13.78	14	0:04:48.25	15		0:10:02.03	+0:01:08.26
15	204	BISHOP Allan	 USA.1981.33429	0:05:16.85	15	0:04:50.57	16		0:10:07.42	+0:01:13.65
16	205	WILLIAMS Adam	 USA.1983.38122	0:05:36.88	18	0:04:35.25	11		0:10:12.13	+0:01:18.36
17	202	ALCISTO Patrick	 USA.1981.38277	0:05:29.38	17	0:05:01.82	18		0:10:31.20	+0:01:37.43
18	200	GIARDINA Matthew	 USA.1987.39367	0:05:39.59	19	0:05:00.28	17		0:10:39.87	+0:01:46.10
19	211	LAWWILL Joe	 USA.1970.24749	0:05:22.50	16	0:05:33.66	20		0:10:56.16	+0:02:02.39
20	199	ADOLPHSON Odin	 USA.1975.22332	0:05:49.40	20	0:05:11.21	19		0:11:00.61	+0:02:06.84
<b>MEN   Under 21</b>										
1	198	SHERLOCK Seth	 CAN.2002.40432	<u>0:04:24.90</u>	1	0:04:03.20	3		0:08:28.10	
2	186	HELLY Johnathan	 CAN.2003.27147	0:04:28.93	2	0:03:59.40	2		0:08:28.33	+0:00:00.23
3	190	KELLER Jake	 USA.2002.31400	0:04:30.42	3	<u>0:03:58.60</u>	1		0:08:29.02	+0:00:00.92
4	197	HANCOCK Emmett	 CAN.2002.37051	0:04:33.33	6	0:04:05.38	5		0:08:38.71	+0:00:10.61










## STAGE 3Q RESULTS

Pos	Plate	Name Team	Nat EWS number	Sector 1	Pos	Sector 2	Pos	Penalties	Time	Gap
<b>MEN   Under 21</b>										
5	182	<b>SNOW Jakob</b>	 USA.2003.24674	0:04:33.27	5	0:04:11.65	9		<b>0:08:44.92</b>	+0:00:16.82
6	175	<b>CHRISTIE Bailey</b>	 AUS.2004.38376	0:04:45.17	13	0:04:03.90	4		<b>0:08:49.07</b>	+0:00:20.97
7	187	<b>BROWN John</b> Yeti / Fox Factory Team	 USA.2002.27555	0:04:42.98	11	0:04:06.62	7		<b>0:08:49.60</b>	+0:00:21.50
8	183	<b>FISHER JT</b>	 USA.2004.38262	0:04:46.15	14	0:04:05.54	6		<b>0:08:51.69</b>	+0:00:23.59
9	180	<b>CHAPIN Aiden</b>	 USA.2002.25700	0:04:33.55	7	0:04:19.53	19		<b>0:08:53.08</b>	+0:00:24.98
10	195	<b>JOHNSTON Guy</b>	 NZL.2003.50550	0:04:31.57	4	0:04:23.20	23		<b>0:08:54.77</b>	+0:00:26.67
11	193	<b>FAIRBROTHER Matthew</b>	 NZL.2004.35439	0:04:38.72	9	0:04:18.00	16		<b>0:08:56.72</b>	+0:00:28.62
12	191	<b>KAUX Marin</b> Tribe Pyrenees Gravity	 FRA.2002.30383	0:04:37.98	8	0:04:19.43	18		<b>0:08:57.41</b>	+0:00:29.31
13	196	<b>GILCHRIST Ryan</b>	 AUS.2002.36859	0:04:44.28	12	0:04:13.27	11		<b>0:08:57.55</b>	+0:00:29.45
14	181	<b>FISHER Brandon</b>	 USA.2004.25638	0:04:41.78	10	0:04:15.79	15		<b>0:08:57.57</b>	+0:00:29.47
15	172	<b>BROCHET Nicolas</b>	 CAN.2005.51316	0:04:49.28	19	0:04:13.42	13		<b>0:09:02.70</b>	+0:00:34.60
16	194	<b>SCHEELE William</b>	 NOR.2003.33415	0:04:51.78	20	0:04:15.64	14		<b>0:09:07.42</b>	+0:00:39.32


## STAGE 3Q RESULTS

Pos	Plate	Name Team	Nat EWS number	Sector 1	Pos	Sector 2	Pos	Penalties	Time	Gap
<b>MEN   Under 21</b>										
17	185	<b>FOURCADE Luca</b> Tribe Pyrenees Gravity	 FRA.2003.35944	0:04:46.70	15	0:04:21.02	21		<b>0:09:07.72</b>	+0:00:39.62
18	173	<b>BEARD Carson</b>	 USA.2003.34254	0:04:54.60	22	0:04:13.37	12		<b>0:09:07.97</b>	+0:00:39.87
19	188	<b>PRINGLE Colby</b>	 CAN.2002.35143	0:04:49.00	18	0:04:20.58	20		<b>0:09:09.58</b>	+0:00:41.48
20	184	<b>KLOKOCKA Vojtech</b>	 CZE.2004.36797	0:04:57.32	25	0:04:12.46	10		<b>0:09:09.78</b>	+0:00:41.68
21	176	<b>PEREZ VASQUE Clemente</b>	 CHI.2002.52269	0:04:54.75	23	0:04:21.63	22		<b>0:09:16.38</b>	+0:00:48.28
22	192	<b>BERTINI Lisandru</b> Lapierre Zipp Collective	 FRA.2004.36198	0:04:47.07	17	0:04:34.03	27		<b>0:09:21.10</b>	+0:00:53.00
23	174	<b>HAYDEN Adrian</b>	 USA.2003.31647	0:04:46.93	16	0:04:35.25	29		<b>0:09:22.18</b>	+0:00:54.08
24	169	<b>GADBOIS Eli</b>	 USA.2004.39407	0:05:07.47	30	0:04:18.75	17		<b>0:09:26.22</b>	+0:00:58.12
25	178	<b>HUTMAN Omer</b>	 ISR.2004.40015	0:04:53.00	21	0:04:34.05	28		<b>0:09:27.05</b>	+0:00:58.95
26	171	<b>ZOTOS Sokratis Aris</b> Propain Factory Enduro	 GRE.2004.40305	0:05:00.50	26	0:04:27.68	24		<b>0:09:28.18</b>	+0:01:00.08
27	170	<b>DAVIS Owen</b>	 USA.2003.26665	0:04:56.27	24	0:04:32.56	26		<b>0:09:28.83</b>	+0:01:00.73
28	189	<b>RODGERS Lief</b>	 CAN.2003.26651	0:05:27.47	32	0:04:09.55	8		<b>0:09:37.02</b>	+0:01:08.92

## STAGE 3Q RESULTS

Pos	Plate	Name Team	Nat EWS number	Sector 1	Pos	Sector 2	Pos	Penalties	Time	Gap
<b>MEN   Under 21</b>										
29	179	<b>WHITE Ronan</b>	 GBR.2002.36972	0:05:06.08	28	0:04:31.60	25		<b>0:09:37.68</b>	+0:01:09.58
30	167	<b>DEBRUHL Devin</b>	 USA.2002.36908	0:05:07.15	29	0:04:38.05	30		<b>0:09:45.20</b>	+0:01:17.10
31	165	<b>BUMSTEAD Devon</b>	 USA.2002.34401	0:05:05.64	27	0:04:50.78	32		<b>0:09:56.42</b>	+0:01:28.32
32	162	<b>BUENGEN Lars Henrik</b> Swiss Enduro Team by Giant	 SUI.2005.27225	0:05:15.60	31	0:04:49.07	31		<b>0:10:04.67</b>	+0:01:36.57
33	168	<b>WICKLUND Jackson</b>	 USA.2005.39414	0:05:32.10	33	0:06:52.28	33		<b>0:12:24.38</b>	+0:03:56.28
<b>WOMEN</b>										
1	7	<b>BARAONA Rebecca</b> Yeti / Fox Factory Team	 GBR.1993.21715	0:05:08.79	2	0:04:36.78	3		<b>0:09:45.57</b>	
2	8	<b>CONOLLY Ella</b> Cannondale Enduro	 GBR.1998.21859	0:05:15.43	7	<u>0:04:30.33</u>	1		<b>0:09:45.76</b>	+0:00:00.19
3	42	<b>COOK Becky</b>	 GBR.1986.21664	0:05:08.95	3	0:04:39.49	5		<b>0:09:48.44</b>	+0:00:02.87
4	3	<b>COURDURIER Isabeau</b> Lapierre Zipp Collective	 FRA.1994.21731	<u>0:05:07.43</u>	1	0:04:43.32	7		<b>0:09:50.75</b>	+0:00:05.18
5	10	<b>RICHTER Raphaela</b> Ibis Enduro Team	 GER.1997.25746	0:05:11.65	4	0:04:39.50	6		<b>0:09:51.15</b>	+0:00:05.58
6	40	<b>SCARSI Gloria</b> Canyon CLLTV Dainese	 ITA.2000.36425	0:05:21.95	11	0:04:33.78	2		<b>0:09:55.73</b>	+0:00:10.16
7	39	<b>MORRISON Rae</b> Liv Racing	 NZL.1989.21630	0:05:12.93	6	0:04:43.83	8		<b>0:09:56.76</b>	+0:00:11.19

## STAGE 3Q RESULTS

Pos	Plate	Name Team	Nat EWS number	Sector 1	Pos	Sector 2	Pos	Penalties	Time	Gap
<b>WOMEN</b>										
8	2	<b>CHARRE Morgane</b> Pivot Factory Racing	 FRA.1990.21958	0:05:20.20	9	0:04:37.42	4		<b>0:09:57.62</b>	+0:00:12.05
9	38	<b>LANTHIER NADEAU Andreane</b> Rocky Mountain Race Face	 CAN.1993.21609	0:05:12.70	5	0:04:48.14	10		<b>0:10:00.84</b>	+0:00:15.27
10	41	<b>ESPINEIRA HERREROS Floencia</b> Orbea FOX Enduro Team	 CHI.1992.22941	0:05:15.93	8	0:04:49.49	11		<b>0:10:05.42</b>	+0:00:19.85
11	1	<b>PUGIN Melanie</b> BH Enduro Racing Team	 FRA.1990.21693	0:05:25.07	13	0:04:47.60	9		<b>0:10:12.67</b>	+0:00:27.10
12	144	<b>REY Charlotte</b> Tribe Pyrenees Gravity	 FRA.2000.31025	0:05:28.64	14	0:04:59.83	13		<b>0:10:28.47</b>	+0:00:42.90
13	45	<b>LAWRENCE Kate</b> Yeti / Fox Factory Team	 USA.1998.27745	0:05:31.87	15	0:04:58.63	12		<b>0:10:30.50</b>	+0:00:44.93
14	43	<b>DUVERT Julie</b> Theory Racing p/b ProBikeKit	 FRA.1996.21719	0:05:24.65	12	0:05:06.20	18		<b>0:10:30.85</b>	+0:00:45.28
15	48	<b>MILLER Miranda</b>	 CAN.1990.21687	0:05:32.68	16	0:05:00.82	15		<b>0:10:33.50</b>	+0:00:47.93
16	47	<b>KINTNER Jill</b>	 USA.1981.22648	0:05:21.26	10	0:05:14.05	19		<b>0:10:35.31</b>	+0:00:49.74
17	140	<b>LONG Julia</b>	 CAN.1999.22029	0:05:36.95	17	0:05:03.08	16		<b>0:10:40.03</b>	+0:00:54.46
18	44	<b>JONNIER Morgane</b> Rossignol Factory Team	 FRA.1990.22559	0:05:41.79	18	0:05:04.26	17		<b>0:10:46.05</b>	+0:01:00.48
19	136	<b>TAYLOR Chloe</b>	 GBR.1998.23462	0:05:51.25	19	0:05:00.35	14		<b>0:10:51.60</b>	+0:01:06.03

## STAGE 3Q RESULTS





Pos	Plate	Name Team	Nat EWS number	Sector 1	Pos	Sector 2	Pos	Penalties	Time	Gap
<b>WOMEN</b>										
20	138	KELLY Louise	 NZL.1997.27801	0:05:54.58	20	0:05:17.67	20		<b>0:11:12.25</b>	+0:01:26.68
21	145	HOWERTER Sarah	 USA.1990.33099	0:06:17.73	21	0:05:43.12	22		<b>0:12:00.85</b>	+0:02:15.28
22	148	ALLEN Sophie	 USA.2001.35477	0:06:26.42	23	0:05:38.75	21		<b>0:12:05.17</b>	+0:02:19.60
23	143	HARRINGTON Hannah	 USA.1993.39351	0:06:21.92	22	0:06:00.68	24		<b>0:12:22.60</b>	+0:02:37.03
24	141	GRIFFIN Kalen	 USA.1993.39607	0:06:43.55	24	0:05:54.73	23		<b>0:12:38.28</b>	+0:02:52.71
<b>WOMEN   Master 35+</b>										
1	152	LAROCHE Ingrid	 CAN.1976.24583	<u>0:05:55.88</u>	1	0:05:36.27	2		<b>0:11:32.15</b>	
2	153	NEWELL Melissa	 NZL.1979.21458	0:06:16.93	2	<u>0:05:26.51</u>	1		<b>0:11:43.44</b>	+0:00:11.29
3	151	MCCONNELOUG Mary	 USA.1971.22390	0:06:36.57	4	0:05:53.61	3		<b>0:12:30.18</b>	+0:00:58.03
4	149	KANAYAN Heidi	 USA.1982.24737	0:06:26.95	3	0:06:12.25	4		<b>0:12:39.20</b>	+0:01:07.05
5	150	CONTENTOANGELL Kristine	 USA.1979.33608	0:06:47.00	5	0:06:21.78	5		<b>0:13:08.78</b>	+0:01:36.63
<b>WOMEN   Under 21</b>										
1	161	RIVA Sophie	 ITA.2003.33949	<u>0:05:27.66</u>	1	<u>0:04:47.54</u>	1		<b>0:10:15.20</b>	



# EWS Sugarloaf

Maine, USA  
20 & 21 August 2022

## STAGE 3Q RESULTS

Pos	Plate	Name Team	Nat EWS number	Sector 1	Pos	Sector 2	Pos	Penalties	Time	Gap
<b>WOMEN   Under 21</b>										
2	160	<b>GALLO FUENTES Paz</b>	 CHI.2002.52289	0:05:33.02	2	0:05:02.45	2		<b>0:10:35.47</b>	+0:00:20.27
3	158	<b>BINGHAM Lauren</b>	 USA.2002.25005	0:05:37.42	3	0:05:16.45	4		<b>0:10:53.87</b>	+0:00:38.67
4	159	<b>BOUCHER Lily</b>	 CAN.2004.40222	0:05:52.10	4	0:05:05.17	3		<b>0:10:57.27</b>	+0:00:42.07
5	157	<b>HENRY Justine</b> Tribe Pyrenees Gravity	 FRA.2003.32717	0:06:05.80	5	0:05:20.10	5		<b>0:11:25.90</b>	+0:01:10.70

### Statistics

Entries / Nations	Finished	DNF	DSQ	DNS	Weather	Temperature	Distance	Elevation
195 / 23	195	0	0	0				

DNF: did not finish · DNS: did not start · DSQ: disqualified