





































STAGE 1PRO RESULTS

Pos	Plate	Name Team	Nat EWS number	Sector 1	Pos	Sector 2	Pos	Penalties	Time	Gap
MEN										
1	1	MOIR Jack Canyon Collective	 AUS.1994.33430	0:01:01.92	1	0:02:06.48	1		0:03:08.40	
2	13	MAES Martin Orbea FOX Enduro Team	 BEL.1997.21636	0:01:02.36	3	0:02:08.54	2		0:03:10.90	+0:00:02.50
3	3	MELAMED Jesse Rocky Mountain Race Face	 CAN.1992.21596	0:01:03.23	6	0:02:09.50	3		0:03:12.73	+0:00:04.33
4	14	DENIAUD Youn Giant Factory Off-Road	 FRA.1996.22994	0:01:02.30	2	0:02:11.33	6		0:03:13.63	+0:00:05.23
5	28	RUDEAU Alex Commencal Enduro Project	 FRA.1996.25071	0:01:02.73	4	0:02:11.02	5		0:03:13.75	+0:00:05.35
6	11	LUKASIK Slawomir Canyon CLLTV Dainese	 POL.1993.24876	0:01:03.12	5	0:02:11.79	8		0:03:14.91	+0:00:06.51
7	21	MASTERS Edward Pivot Factory Racing	 NZL.1989.22590	0:01:04.17	10	0:02:11.36	7		0:03:15.53	+0:00:07.13
8	15	HEAP Elliott Nukeproof SRAM Factory Racing	 GBR.1998.21783	0:01:03.75	7	0:02:11.87	10		0:03:15.62	+0:00:07.22
9	31	VEZINA Mckay Giant Factory Off-Road	 CAN.1995.21632	0:01:04.05	9	0:02:11.82	9		0:03:15.87	+0:00:07.47
10	83	BEAUPRE Max	 USA.2000.24581	0:01:04.02	8	0:02:12.02	11		0:03:16.04	+0:00:07.64
11	10	WALKER Matthew Pivot Factory Racing	 NZL.1990.21846	0:01:05.43	18	0:02:10.82	4		0:03:16.25	+0:00:07.85
12	54	HILL Samuel Nukeproof SRAM Factory Racing	 AUS.1985.21775	0:01:04.48	14	0:02:12.43	12		0:03:16.91	+0:00:08.51













STAGE 1PRO RESULTS

Pos	Plate	Name Team	Nat EWS number	Sector 1	Pos	Sector 2	Pos	Penalties	Time	Gap
MEN										
13	64	PETERSON Colton	 USA.1999.30493	0:01:04.38	13	0:02:12.58	15		0:03:16.96	+0:00:08.56
14	4	MIQUEL Kevin Specialized Racing	 FRA.1991.21704	0:01:04.28	11	0:02:13.31	21		0:03:17.59	+0:00:09.19
15	5	BORGES Jose Canyon Collective	 POR.1990.21669	0:01:04.70	16	0:02:12.99	18		0:03:17.69	+0:00:09.29
16	32	PERSAK Vid Orbea FOX Enduro Team	 SLO.1996.22810	0:01:04.64	15	0:02:13.46	23		0:03:18.10	+0:00:09.70
17	33	TEXTOR Christian Team BULLS	 GER.1990.22845	0:01:05.75	20	0:02:12.66	16		0:03:18.41	+0:00:10.01
18	52	STONE Brady Polygon Factory Racing	 NZL.2000.23119	0:01:05.42	17	0:02:13.03	19		0:03:18.45	+0:00:10.05
19	16	MURRAY Charles Specialized Racing	 NZL.1996.22752	0:01:06.45	27	0:02:12.46	13		0:03:18.91	+0:00:10.51
20	60	MENJOU Irene Sunn French Connexion By Alpe D'Huez	 FRA.1995.22122	0:01:06.05	24	0:02:13.14	20		0:03:19.19	+0:00:10.79
21	22	LUCAS Cole Ibis Enduro Team	 NZL.1998.23013	0:01:06.73	29	0:02:12.52	14		0:03:19.25	+0:00:10.85
22	34	STUTTARD Mathew Polygon Factory Racing	 GBR.1993.21661	0:01:05.97	22	0:02:13.53	24		0:03:19.50	+0:00:11.10
23	50	GARAY TAMAYO Iago Santa Cruz X SRAM	 ESP.1991.21707	0:01:05.57	19	0:02:14.06	29		0:03:19.63	+0:00:11.23
24	6	TORDO Dimitri Canyon Collective	 FRA.1993.21764	0:01:04.35	12	0:02:15.92	37		0:03:20.27	+0:00:11.87













STAGE 1PRO RESULTS

Pos	Plate	Name Team	Nat EWS number	Sector 1	Pos	Sector 2	Pos	Penalties	Time	Gap
MEN										
25	27	GRAHAM Innes	 GBR.1996.35188	0:01:05.78	21	0:02:15.01	32		0:03:20.79	+0:00:12.39
26	49	CAMOIN Francescu Specialized Racing	 FRA.2001.23545	0:01:06.09	25	0:02:14.73	31		0:03:20.82	+0:00:12.42
27	78	SMITH Jimmy	 USA.1994.22251	0:01:07.25	32	0:02:13.77	26		0:03:21.02	+0:00:12.62
28	79	SELF Daniel	 NZL.1998.21834	0:01:07.70	35	0:02:13.60	25		0:03:21.30	+0:00:12.90
29	26	CALLAGHAN Gregory Devinci Global Racing	 IRL.1991.21827	0:01:07.35	34	0:02:14.69	30		0:03:22.04	+0:00:13.64
30	87	WEBER Basil	 SUI.1992.35964	0:01:06.97	30	0:02:15.74	35		0:03:22.71	+0:00:14.31
31	29	JEANDEL Louis Commencal Enduro Project	 FRA.1998.22140	0:01:07.72	36	0:02:15.23	33		0:03:22.95	+0:00:14.55
32	66	FRANCK Gilles	 BEL.2000.22291	0:01:06.27	26	0:02:16.76	47		0:03:23.03	+0:00:14.63
33	56	BLAIR Lachlan Orange Factory Racing	 GBR.1995.21426	0:01:07.32	33	0:02:16.00	38		0:03:23.32	+0:00:14.92
34	51	SECONDI Nathan Fulgur Factory Team	 FRA.1999.22133	0:01:09.45	53	0:02:13.88	27		0:03:23.33	+0:00:14.93
35	36	KRASNY Carter	 CAN.1999.22027	0:01:07.17	31	0:02:16.46	43		0:03:23.63	+0:00:15.23
36	30	LARBEOU Guillaume Commencal Enduro Project	 FRA.1994.25575	0:01:07.98	38	0:02:15.89	36		0:03:23.87	+0:00:15.47













STAGE 1PRO RESULTS

Pos	Plate	Name Team	Nat EWS number	Sector 1	Pos	Sector 2	Pos	Penalties	Time	Gap
MEN										
37	55	CONNELL Joseph Orange Factory Racing	 GBR.1994.21745	0:01:07.75	37	0:02:16.73	46		0:03:24.48	+0:00:16.08
38	8	DAILLY Adrien Lapierre Zipp Collective	 FRA.1996.21677	0:01:08.37	45	0:02:16.23	41		0:03:24.60	+0:00:16.20
39	106	VAUGHAN Gavin	 USA.1986.22711	0:01:08.42	46	0:02:16.37	42		0:03:24.79	+0:00:16.39
40	80	OSBORNE Marco	 USA.1992.21762	0:01:08.35	44	0:02:16.66	45		0:03:25.01	+0:00:16.61
41	35	WALL Evan Devinci Global Racing	 CAN.1999.23531	0:01:11.70	77	0:02:13.35	22		0:03:25.05	+0:00:16.65
42	53	STORR Alex Forbidden Synthesis	 GBR.2001.31009	0:01:06.00	23	0:02:19.25	62		0:03:25.25	+0:00:16.85
43	102	REECE Quinn Yeti / Fox Factory Team	 USA.2000.23029	0:01:08.72	47	0:02:16.59	44		0:03:25.31	+0:00:16.91
44	37	KANGAS Oliwer	 SWE.1992.33903	0:01:11.41	74	0:02:13.97	28		0:03:25.38	+0:00:16.98
45	23	VERNER Rhys Forbidden Synthesis	 CAN.1997.22407	0:01:08.22	41	0:02:17.25	50		0:03:25.47	+0:00:17.07
46	97	MCCUTCHEON Trevor	 USA.1999.31137	0:01:09.58	56	0:02:16.02	39		0:03:25.60	+0:00:17.20
47	96	STERCKX Nathan RST Enduro Team	 CAN.2001.22631	0:01:08.02	39	0:02:17.75	51		0:03:25.77	+0:00:17.37
48	91	LESLIE Shane	 USA.1996.22174	0:01:09.38	51	0:02:16.82	48		0:03:26.20	+0:00:17.80













STAGE 1PRO RESULTS

Pos	Plate	Name Team	Nat EWS number	Sector 1	Pos	Sector 2	Pos	Penalties	Time	Gap
MEN										
49	57	BURNS CONTRERAS Pedro Trek Factory Racing	 CHI.1997.21729	0:01:10.28	61	0:02:16.10	40		0:03:26.38	+0:00:17.98
50	19	VENDEMMIA Mirco Cannondale Enduro	 ITA.1998.21871	0:01:09.00	48	0:02:17.88	52		0:03:26.88	+0:00:18.48
51	24	GAUVIN Remi Rocky Mountain Race Face	 CAN.1992.21624	0:01:06.50	28	0:02:20.45	71		0:03:26.95	+0:00:18.55
52	86	MORSE Adam	 USA.1985.22980	0:01:11.33	73	0:02:15.65	34		0:03:26.98	+0:00:18.58
53	108	KELLEY Cody	 USA.1994.21757	0:01:08.33	43	0:02:19.14	60		0:03:27.47	+0:00:19.07
54	95	KAHN David	 USA.2000.23224	0:01:08.29	42	0:02:19.39	64		0:03:27.68	+0:00:19.28
55	61	BLAHA Vojtech	 CZE.1999.22684	0:01:09.60	57	0:02:18.33	53		0:03:27.93	+0:00:19.53
56	88	TOOKE Jacob	 CAN.1999.22078	0:01:09.57	55	0:02:18.64	55		0:03:28.21	+0:00:19.81
57	62	WARNET Manu	 NED.2001.26267	0:01:09.35	50	0:02:19.13	59		0:03:28.48	+0:00:20.08
58	109	DRISCOLL Matthew	 USA.2001.31598	0:01:11.32	72	0:02:17.22	49		0:03:28.54	+0:00:20.14
59	132	SEDIVY Damon	 USA.1999.24610	0:01:08.07	40	0:02:20.52	73		0:03:28.59	+0:00:20.19
60	82	OSTROSKI Peter	 USA.1989.21717	0:01:09.55	54	0:02:19.59	66		0:03:29.14	+0:00:20.74













STAGE 1PRO RESULTS

Pos	Plate	Name Team	Nat EWS number	Sector 1	Pos	Sector 2	Pos	Penalties	Time	Gap
MEN										
61	81	SEDLAK Max	 USA.2000.22259	0:01:10.07	59	0:02:19.16	61		0:03:29.23	+0:00:20.83
62	111	KARALUS Ben	 NZL.1998.32702	0:01:10.30	62	0:02:18.98	57		0:03:29.28	+0:00:20.88
63	92	WOLFE Daniel Polygon Factory Racing	 IRL.1988.22250	0:01:10.69	65	0:02:18.67	56		0:03:29.36	+0:00:20.96
64	84	ALLAIRE Isaac	 USA.1995.26395	0:01:09.30	49	0:02:20.10	68		0:03:29.40	+0:00:21.00
65	89	WILSON Thomas Orange Factory Racing	 GBR.2000.22553	0:01:10.42	63	0:02:19.04	58		0:03:29.46	+0:00:21.06
66	58	MORGAN Myles	 USA.2001.24399	0:01:10.90	68	0:02:18.61	54		0:03:29.51	+0:00:21.11
67	117	MOONEY Scott	 USA.1998.32465	0:01:09.43	52	0:02:20.49	72		0:03:29.92	+0:00:21.52
68	77	MACARTHUR Glenn	 FRA.2000.22879	0:01:10.45	64	0:02:20.14	69		0:03:30.59	+0:00:22.19
69	63	NESTOROFF Nikolas	 USA.1999.36915	0:01:17.97	99	0:02:12.70	17		0:03:30.67	+0:00:22.27
70	119	DESPRES MORIN Benjamin	 CAN.1995.39474	0:01:11.72	78	0:02:19.82	67		0:03:31.54	+0:00:23.14
71	105	JOYE Cameron	 USA.1998.21721	0:01:11.13	71	0:02:20.74	74		0:03:31.87	+0:00:23.47
72	65	HEINIGER Nils	 NZL.1999.25218	0:01:11.03	70	0:02:20.89	75		0:03:31.92	+0:00:23.52












STAGE 1PRO RESULTS

Pos	Plate	Name Team	Nat EWS number	Sector 1	Pos	Sector 2	Pos	Penalties	Time	Gap
MEN										
73	70	CAVAYE Andrew	 AUS.1996.24678	0:01:10.86	67	0:02:21.45	76		0:03:32.31	+0:00:23.91
74	104	RICHARDSON John	 NZL.1999.22929	0:01:12.88	85	0:02:19.46	65		0:03:32.34	+0:00:23.94
75	68	KING Riley	 AUS.2001.23512	0:01:13.40	86	0:02:19.33	63		0:03:32.73	+0:00:24.33
76	85	MCANDREW Alex	 USA.1990.22928	0:01:11.02	69	0:02:21.82	77		0:03:32.84	+0:00:24.44
77	74	JANSER Robin Swiss Enduro Team by Giant	 SUI.2000.25837	0:01:12.75	84	0:02:20.32	70		0:03:33.07	+0:00:24.67
78	90	JENSEN Henrik	 GBR.1998.25933	0:01:10.75	66	0:02:22.51	81		0:03:33.26	+0:00:24.86
79	72	PFEIL Max	 GER.1998.27442	0:01:11.42	75	0:02:22.95	83		0:03:34.37	+0:00:25.97
80	123	CHAPDELAINE Simon	 CAN.1995.34674	0:01:12.32	82	0:02:22.31	80		0:03:34.63	+0:00:26.23
81	121	CONTE Dylan	 USA.1993.22360	0:01:11.65	76	0:02:22.99	84		0:03:34.64	+0:00:26.24
82	126	HEDLUND Samuel	 USA.1997.39517	0:01:12.30	81	0:02:22.79	82		0:03:35.09	+0:00:26.69
83	116	SKIDMORE Sam	 USA.1994.34216	0:01:13.53	88	0:02:21.93	78		0:03:35.46	+0:00:27.06
84	120	NICHOLSON Titus	 USA.2000.35168	0:01:12.34	83	0:02:23.95	86		0:03:36.29	+0:00:27.89













STAGE 1PRO RESULTS

Pos	Plate	Name Team	Nat EWS number	Sector 1	Pos	Sector 2	Pos	Penalties	Time	Gap
MEN										
84	101	BURKE Felix	 CAN.1996.31858	0:01:14.17	90	0:02:22.12	79		0:03:36.29	+0:00:27.89
86	98	ROSSI Saben	 USA.1985.23371	0:01:09.78	58	0:02:26.86	96		0:03:36.64	+0:00:28.24
87	114	ROBERT Keith	 USA.1990.31227	0:01:12.17	80	0:02:24.54	89		0:03:36.71	+0:00:28.31
88	67	HARRIS Bradley Theory Racing p/b ProBikeKit	 NZL.2001.27637	0:01:10.15	60	0:02:27.02	97		0:03:37.17	+0:00:28.77
89	128	TREPANIER Samuel	 CAN.1994.38829	0:01:13.66	89	0:02:24.12	87		0:03:37.78	+0:00:29.38
90	110	LEONHARDT Konstantin	 GER.1996.35481	0:01:11.98	79	0:02:26.02	94		0:03:38.00	+0:00:29.60
91	113	BARICH Leopold RDN Racing	 GER.1998.22342	0:01:13.42	87	0:02:25.26	90		0:03:38.68	+0:00:30.28
92	94	CSEH Jesse	 NZL.1998.24905	0:01:15.62	95	0:02:23.43	85		0:03:39.05	+0:00:30.65
93	93	HURLEY Joshua	 GBR.1995.27543	0:01:15.48	93	0:02:25.33	91		0:03:40.81	+0:00:32.41
94	118	SEBAS Matt	 USA.1989.21617	0:01:18.41	101	0:02:24.27	88		0:03:42.68	+0:00:34.28
95	122	ALIX Dakota	 USA.1994.39368	0:01:17.12	97	0:02:25.73	93		0:03:42.85	+0:00:34.45
96	125	WOLOSZYN Aidan	 USA.2001.33100	0:01:14.75	92	0:02:29.06	101		0:03:43.81	+0:00:35.41












STAGE 1PRO RESULTS

Pos	Plate	Name Team	Nat EWS number	Sector 1	Pos	Sector 2	Pos	Penalties	Time	Gap
MEN										
97	130	LAGASSEY Justin	 USA.1991.22065	0:01:14.25	91	0:02:31.10	104		0:03:45.35	+0:00:36.95
98	71	BOX Archie	 GBR.1998.23201	0:01:16.86	96	0:02:28.52	99		0:03:45.38	+0:00:36.98
99	103	FREDERICKSEN GARCIA Tomas	 CHI.2001.25553	0:01:19.54	103	0:02:28.35	98		0:03:47.89	+0:00:39.49
100	129	POIRIER Sam	 USA.1994.25645	0:01:21.94	106	0:02:26.06	95		0:03:48.00	+0:00:39.60
101	135	POIRIER Josh	 USA.1989.25980	0:01:18.39	100	0:02:29.78	102		0:03:48.17	+0:00:39.77
102	99	COUTURE Charles	 CAN.1999.29610	0:01:19.03	102	0:02:29.97	103		0:03:49.00	+0:00:40.60
103	131	FORTIN FAUBERT Maxime	 CAN.1990.34585	0:01:17.35	98	0:02:31.88	105		0:03:49.23	+0:00:40.83
104	134	HEMPERLEY Austin	 USA.1993.27060	0:01:25.03	107	0:02:25.48	92		0:03:50.51	+0:00:42.11
105	115	SAMPSON Thomas	 USA.1989.22982	0:01:21.70	105	0:02:29.00	100		0:03:50.70	+0:00:42.30
106	2	RUDE JR Richard Yeti / Fox Factory Team	 USA.1995.21739	0:01:15.54	94	0:02:37.51	106		0:03:53.05	+0:00:44.65
107	127	DOTSENKO Paul	 USA.1987.22256	0:01:20.41	104	0:02:41.09	107		0:04:01.50	+0:00:53.10













STAGE 1PRO RESULTS

Pos	Plate	Name Team	Nat EWS number	Sector 1	Pos	Sector 2	Pos	Penalties	Time	Gap
MEN Master 35+										
1	220	KIRSCHER Franck	 FRA.1984.22930	0:01:07.33	1	0:02:17.95	1		0:03:25.28	
2	215	MEMMELAAR Jason	 USA.1983.34424	0:01:07.63	3	0:02:19.40	2		0:03:27.03	+0:00:01.75
3	218	WEIDEMANN Mads	 DEN.1982.33629	0:01:09.65	4	0:02:19.95	3		0:03:29.60	+0:00:04.32
4	222	AMOUR Karim BH Enduro Racing Team	 FRA.1975.21696	0:01:07.56	2	0:02:22.68	4		0:03:30.24	+0:00:04.96
5	219	BRODERICK Michael	 USA.1973.22376	0:01:13.23	6	0:02:24.59	6		0:03:37.82	+0:00:12.54
6	213	COOPER William	 USA.1987.23457	0:01:15.90	10	0:02:23.35	5		0:03:39.25	+0:00:13.97
7	212	SCHEIDING Jason	 USA.1977.22966	0:01:13.27	7	0:02:27.54	8		0:03:40.81	+0:00:15.53
8	221	CARREZ Cedric Lapierre Zipp Collective	 FRA.1978.23588	0:01:10.30	5	0:02:31.06	13		0:03:41.36	+0:00:16.08
9	217	CANFIELD Christopher	 USA.1977.35613	0:01:14.97	8	0:02:29.07	10		0:03:44.04	+0:00:18.76
10	207	NABLO Brooks	 USA.1983.40195	0:01:17.50	14	0:02:27.25	7		0:03:44.75	+0:00:19.47
11	208	OSHURA John Shane	 USA.1979.22013	0:01:17.60	15	0:02:29.44	11		0:03:47.04	+0:00:21.76
12	205	WILLIAMS Adam	 USA.1983.38122	0:01:18.33	16	0:02:28.75	9		0:03:47.08	+0:00:21.80













STAGE 1PRO RESULTS

Pos	Plate	Name Team	Nat EWS number	Sector 1	Pos	Sector 2	Pos	Penalties	Time	Gap
MEN Master 35+										
13	204	BISHOP Allan	 USA.1981.33429	0:01:15.33	9	0:02:32.78	16		0:03:48.11	+0:00:22.83
14	206	BIGHAM Ryan	 USA.1986.34266	0:01:19.78	17	0:02:29.50	12		0:03:49.28	+0:00:24.00
15	211	LAWWILL Joe	 USA.1970.24749	0:01:16.97	12	0:02:32.56	15		0:03:49.53	+0:00:24.25
16	209	LEECH Ryan	 USA.1977.24433	0:01:17.27	13	0:02:32.52	14		0:03:49.79	+0:00:24.51
17	200	GIARDINA Matthew	 USA.1987.39367	0:01:28.37	18	0:02:38.35	18		0:04:06.72	+0:00:41.44
18	202	ALCISTO Patrick	 USA.1981.38277	0:01:16.42	11	0:02:50.35	19		0:04:06.77	+0:00:41.49
19	216	EVENS Tim	 USA.1979.51473	0:01:44.83	20	0:02:34.06	17		0:04:18.89	+0:00:53.61
20	199	ADOLPHSON Odin	 USA.1975.22332	0:01:38.60	19	0:03:02.01	20		0:04:40.61	+0:01:15.33
MEN Under 21										
1	195	JOHNSTON Guy	 NZL.2003.50550	<u>0:01:04.05</u>	1	<u>0:02:11.68</u>	1		0:03:15.73	
2	197	HANCOCK Emmett	 CAN.2002.37051	0:01:05.28	2	0:02:11.78	2		0:03:17.06	+0:00:01.33
3	186	HELLY Johnathan	 CAN.2003.27147	0:01:06.20	7	0:02:13.52	3		0:03:19.72	+0:00:03.99
4	180	CHAPIN Aiden	 USA.2002.25700	0:01:05.93	3	0:02:13.91	4		0:03:19.84	+0:00:04.11












STAGE 1PRO RESULTS

Pos	Plate	Name Team	Nat EWS number	Sector 1	Pos	Sector 2	Pos	Penalties	Time	Gap
MEN Under 21										
5	198	SHERLOCK Seth	 CAN.2002.40432	0:01:05.93	3	0:02:15.43	6		0:03:21.36	+0:00:05.63
6	194	SCHEELE William	 NOR.2003.33415	0:01:06.03	5	0:02:16.56	10		0:03:22.59	+0:00:06.86
7	192	BERTINI Lisandru Lapierre Zipp Collective	 FRA.2004.36198	0:01:06.60	9	0:02:16.09	9		0:03:22.69	+0:00:06.96
8	196	GILCHRIST Ryan	 AUS.2002.36859	0:01:06.87	10	0:02:15.85	7		0:03:22.72	+0:00:06.99
9	184	KLOKOCCA Vojtech	 CZE.2004.36797	0:01:06.46	8	0:02:18.30	14		0:03:24.76	+0:00:09.03
10	193	FAIRBROTHER Matthew	 NZL.2004.35439	0:01:06.18	6	0:02:18.72	15		0:03:24.90	+0:00:09.17
11	190	KELLER Jake	 USA.2002.31400	0:01:10.57	18	0:02:15.03	5		0:03:25.60	+0:00:09.87
12	189	RODGERS Lief	 CAN.2003.26651	0:01:10.48	17	0:02:17.00	11		0:03:27.48	+0:00:11.75
13	182	SNOW Jakob	 USA.2003.24674	0:01:11.92	22	0:02:16.05	8		0:03:27.97	+0:00:12.24
14	174	HAYDEN Adrian	 USA.2003.31647	0:01:08.56	11	0:02:19.67	17		0:03:28.23	+0:00:12.50
15	172	BROCHET Nicolas	 CAN.2005.51316	0:01:10.73	20	0:02:17.73	13		0:03:28.46	+0:00:12.73
16	183	FISHER JT	 USA.2004.38262	0:01:10.81	21	0:02:17.67	12		0:03:28.48	+0:00:12.75













STAGE 1PRO RESULTS

Pos	Plate	Name Team	Nat EWS number	Sector 1	Pos	Sector 2	Pos	Penalties	Time	Gap
MEN Under 21										
17	187	BROWN John Yeti / Fox Factory Team	 USA.2002.27555	0:01:10.01	13	0:02:18.80	16		0:03:28.81	+0:00:13.08
18	185	FOURCADE Luca Tribe Pyrenees Gravity	 FRA.2003.35944	0:01:09.05	12	0:02:20.09	18		0:03:29.14	+0:00:13.41
19	178	HUTMAN Omer ISR.2004.40015	 ISR.2004.40015	0:01:10.15	14	0:02:20.62	21		0:03:30.77	+0:00:15.04
20	191	KAUX Marin Tribe Pyrenees Gravity	 FRA.2002.30383	0:01:10.65	19	0:02:20.35	19		0:03:31.00	+0:00:15.27
21	181	FISHER Brandon USA.2004.25638	 USA.2004.25638	0:01:10.23	16	0:02:21.34	22		0:03:31.57	+0:00:15.84
22	169	GADBOIS Eli USA.2004.39407	 USA.2004.39407	0:01:10.15	14	0:02:24.44	26		0:03:34.59	+0:00:18.86
23	173	BEARD Carson USA.2003.34254	 USA.2003.34254	0:01:14.87	26	0:02:20.53	20		0:03:35.40	+0:00:19.67
24	176	PEREZ VASQUE Clemente CHI.2002.52269	 CHI.2002.52269	0:01:12.62	23	0:02:22.93	23		0:03:35.55	+0:00:19.82
25	171	ZOTOS Sokratis Aris Propain Factory Enduro	 GRE.2004.40305	0:01:12.97	24	0:02:23.56	24		0:03:36.53	+0:00:20.80
26	167	DEBRUHL Devin USA.2002.36908	 USA.2002.36908	0:01:15.06	27	0:02:23.66	25		0:03:38.72	+0:00:22.99
27	168	WICKLUND Jackson USA.2005.39414	 USA.2005.39414	0:01:15.80	28	0:02:27.68	27		0:03:43.48	+0:00:27.75
28	179	WHITE Ronan GBR.2002.36972	 GBR.2002.36972	0:01:13.65	25	0:02:29.86	29		0:03:43.51	+0:00:27.78

STAGE 1PRO RESULTS

Pos	Plate	Name Team	Nat EWS number	Sector 1	Pos	Sector 2	Pos	Penalties	Time	Gap
MEN Under 21										
29	170	DAVIS Owen	 USA.2003.26665	0:01:17.90	29	0:02:28.77	28		0:03:46.67	+0:00:30.94
WOMEN										
1	8	CONOLLY Ella Cannondale Enduro	 GBR.1998.21859	<u>0:01:16.12</u>	1	<u>0:02:28.33</u>	1		0:03:44.45	
2	3	COURDURIER Isabeau Lapierre Zipp Collective	 FRA.1994.21731	0:01:16.94	3	0:02:29.28	3		0:03:46.22	+0:00:01.77
3	2	CHARRE Morgane Pivot Factory Racing	 FRA.1990.21958	0:01:18.54	6	0:02:29.07	2		0:03:47.61	+0:00:03.16
4	1	PUGIN Melanie BH Enduro Racing Team	 FRA.1990.21693	0:01:16.61	2	0:02:32.03	6		0:03:48.64	+0:00:04.19
5	40	SCARSI Gloria Canyon CLLTV Dainese	 ITA.2000.36425	0:01:19.39	10	0:02:29.82	4		0:03:49.21	+0:00:04.76
6	39	MORRISON Rae Liv Racing	 NZL.1989.21630	0:01:17.55	5	0:02:31.69	5		0:03:49.24	+0:00:04.79
7	7	BARAONA Rebecca Yeti / Fox Factory Team	 GBR.1993.21715	0:01:17.41	4	0:02:32.15	7		0:03:49.56	+0:00:05.11
8	42	COOK Becky	 GBR.1986.21664	0:01:18.80	8	0:02:32.56	8		0:03:51.36	+0:00:06.91
9	10	RICHTER Raphaela Ibis Enduro Team	 GER.1997.25746	0:01:18.94	9	0:02:32.78	9		0:03:51.72	+0:00:07.27
10	48	MILLER Miranda	 CAN.1990.21687	0:01:18.78	7	0:02:34.55	12		0:03:53.33	+0:00:08.88


STAGE 1PRO RESULTS

Pos	Plate	Name Team	Nat EWS number	Sector 1	Pos	Sector 2	Pos	Penalties	Time	Gap
WOMEN										
11	38	LANTHIER NADEAU Andreane Rocky Mountain Race Face	 CAN.1993.21609	0:01:20.66	11	0:02:34.18	11		0:03:54.84	+0:00:10.39
12	41	ESPINEIRA HERREROS Florencia Orbea FOX Enduro Team	 CHI.1992.22941	0:01:21.08	12	0:02:35.00	13		0:03:56.08	+0:00:11.63
13	43	DUVERT Julie Theory Racing p/b ProBikeKit	 FRA.1996.21719	0:01:23.27	13	0:02:37.31	16		0:04:00.58	+0:00:16.13
14	45	LAWRENCE Kate Yeti / Fox Factory Team	 USA.1998.27745	0:01:24.90	14	0:02:36.24	15		0:04:01.14	+0:00:16.69
15	47	KINTNER Jill	 USA.1981.22648	0:01:28.55	17	0:02:33.92	10		0:04:02.47	+0:00:18.02
16	44	JONNIER Morgane Rossignol Factory Team	 FRA.1990.22559	0:01:28.39	16	0:02:35.45	14		0:04:03.84	+0:00:19.39
17	144	REY Charlotte Tribe Pyrenees Gravity	 FRA.2000.31025	0:01:26.95	15	0:02:38.80	17		0:04:05.75	+0:00:21.30
18	140	LONG Julia	 CAN.1999.22029	0:01:34.33	18	0:02:41.00	19		0:04:15.33	+0:00:30.88
19	136	TAYLOR Chloe	 GBR.1998.23462	0:01:45.88	23	0:02:39.87	18		0:04:25.75	+0:00:41.30
20	138	KELLY Louise	 NZL.1997.27801	0:01:37.12	20	0:02:48.76	20		0:04:25.88	+0:00:41.43
21	145	HOWERTER Sarah	 USA.1990.33099	0:01:36.67	19	0:02:51.02	22		0:04:27.69	+0:00:43.24
22	148	ALLEN Sophie	 USA.2001.35477	0:01:40.15	21	0:02:50.76	21		0:04:30.91	+0:00:46.46

STAGE 1PRO RESULTS

Pos	Plate	Name Team	Nat EWS number	Sector 1	Pos	Sector 2	Pos	Penalties	Time	Gap
WOMEN										
23	141	GRIFFIN Kalen	 USA.1993.39607	0:01:43.03	22	0:03:00.45	24		0:04:43.48	+0:00:59.03
24	143	HARRINGTON Hannah	 USA.1993.39351	0:01:51.52	24	0:02:58.57	23		0:04:50.09	+0:01:05.64
WOMEN Master 35+										
1	152	LAROCHE Ingrid	 CAN.1976.24583	<u>0:01:42.90</u>	1	<u>0:02:50.94</u>	1		0:04:33.84	
2	153	NEWELL Melissa	 NZL.1979.21458	0:01:46.38	3	0:02:51.94	2		0:04:38.32	+0:00:04.48
3	149	KANAYAN Heidi	 USA.1982.24737	0:01:44.60	2	0:03:03.08	4		0:04:47.68	+0:00:13.84
4	150	CONTENTOANGELL Kristine	 USA.1979.33608	0:01:56.95	5	0:02:57.34	3		0:04:54.29	+0:00:20.45
5	151	MCCONNELOUG Mary	 USA.1971.22390	0:01:51.39	4	0:03:06.86	5		0:04:58.25	+0:00:24.41
WOMEN Under 21										
1	161	RIVA Sophie	 ITA.2003.33949	<u>0:01:28.57</u>	1	<u>0:02:37.50</u>	1		0:04:06.07	
2	160	GALLO FUENTES Paz	 CHI.2002.52289	0:01:28.83	2	0:02:39.34	2		0:04:08.17	+0:00:02.10
3	159	BOUCHER Lily	 CAN.2004.40222	0:01:28.87	3	0:02:46.29	5		0:04:15.16	+0:00:09.09
4	157	HENRY Justine Tribe Pyrenees Gravity	 FRA.2003.32717	0:01:29.88	4	0:02:45.56	4		0:04:15.44	+0:00:09.37

STAGE 1PRO RESULTS

Pos	Plate	Name Team	Nat EWS number	Sector 1	Pos	Sector 2	Pos	Penalties	Time	Gap
WOMEN Under 21										
5	158	BINGHAM Lauren	 USA.2002.25005	0:01:36.80	5	0:02:42.26	3		0:04:19.06	+0:00:12.99

Statistics

Entries / Nations	Finished	DNF	DSQ	DNS	Weather	Temperature	Distance	Elevation
190 / 23	190	0	0	0				

DNF: did not finish · DNS: did not start · DSQ: disqualified