


































PRO STAGE RESULTS

Pos	Plate	Name Team	Nat EWS number	Stage 1PRO	Pos	Penalties	Time	Gap
MEN								
1	1	MOIR Jack Canyon Collective	 AUS.1994.33430	0:06:53.76	1		0:06:53.76	
2	13	MAES Martin Orbea FOX Enduro Team	 BEL.1997.21636	0:06:56.89	2		0:06:56.89	+0:00:03.13
3	3	MELAMED Jesse Rocky Mountain Race Face	 CAN.1992.21596	0:06:58.06	3		0:06:58.06	+0:00:04.30
4	14	DENIAUD Youn Giant Factory Off-Road	 FRA.1996.22994	0:06:58.78	4		0:06:58.78	+0:00:05.02
5	23	VERNER Rhys Forbidden Synthesis	 CAN.1997.22407	0:06:59.00	5		0:06:59.00	+0:00:05.24
6	4	MIQUEL Kevin Specialized Racing	 FRA.1991.21704	0:06:59.18	6		0:06:59.18	+0:00:05.42
7	18	VIDAL Antoine Commencal Les Orres Team	 FRA.2001.25035	0:07:02.80	7		0:07:02.80	+0:00:09.04
8	11	LUKASIK Slawomir Canyon CLLTV Dainese	 POL.1993.24876	0:07:02.92	8		0:07:02.92	+0:00:09.16
9	15	HEAP Elliott Nukeproof SRAM Factory Racing	 GBR.1998.21783	0:07:03.85	9		0:07:03.85	+0:00:10.09
10	2	RUDE JR Richard Yeti / Fox Factory Team	 USA.1995.21739	0:07:05.60	10		0:07:05.60	+0:00:11.84
11	21	MASTERS Edward Pivot Factory Racing	 NZL.1989.22590	0:07:05.62	11		0:07:05.62	+0:00:11.86











PRO STAGE RESULTS

Pos	Plate	Name Team	Nat EWS number	Stage 1PRO	Pos	Penalties	Time	Gap
MEN								
12	28	MENZIES Jack	 CAN.2001.22519	0:07:06.05	12		0:07:06.05	+0:00:12.29
13	16	MURRAY Charles Specialized Racing	 NZL.1996.22752	0:07:06.94	13		0:07:06.94	+0:00:13.18
14	26	RUDEAU Alex Commencal Enduro Project	 FRA.1996.25071	0:07:07.80	14		0:07:07.80	+0:00:14.04
15	33	VEZINA Mckay Giant Factory Off-Road	 CAN.1995.21632	0:07:07.88	15		0:07:07.88	+0:00:14.12
16	109	BLENKINSOP Samuel Norco Factory Team	 NZL.1988.22530	0:07:09.05	16		0:07:09.05	+0:00:15.29
17	32	TEXTOR Christian Team BULLS	 GER.1990.22845	0:07:09.58	17		0:07:09.58	+0:00:15.82
18	24	GAUVIN Remi Rocky Mountain Race Face	 CAN.1992.21624	0:07:09.75	18		0:07:09.75	+0:00:15.99
19	37	SECONDI Nathan Fulgur Factory Team	 FRA.1999.22133	0:07:10.10	19		0:07:10.10	+0:00:16.34
20	5	BORGES Jose Canyon Collective	 POR.1990.21669	0:07:10.20	20		0:07:10.20	+0:00:16.44
21	61	MENJOU Irene Sunn French Connexion By Alpe D'Huez	 FRA.1995.22122	0:07:10.79	21		0:07:10.79	+0:00:17.03
22	192	BOTTERAM Tristan	 NED.2000.53856	0:07:11.02	22		0:07:11.02	+0:00:17.26












PRO STAGE RESULTS

Pos	Plate	Name Team	Nat EWS number	Stage 1PRO	Pos	Penalties	Time	Gap
MEN								
23	27	JEANDEL Louis Commencal Enduro Project	 FRA.1998.22140	0:07:11.17	23		0:07:11.17	+0:00:17.41
24	34	STUTTARD Mathew Polygon Factory Racing	 GBR.1993.21661	0:07:11.84	24		0:07:11.84	+0:00:18.08
25	6	TORDO Dimitri Canyon Collective	 FRA.1993.21764	0:07:12.30	25		0:07:12.30	+0:00:18.54
26	25	CALLAGHAN Gregory Devinci Global Racing	 IRL.1991.21827	0:07:12.87	26		0:07:12.87	+0:00:19.11
27	30	PERSAK Vid Orbea FOX Enduro Team	 SLO.1996.22810	0:07:13.19	27		0:07:13.19	+0:00:19.43
28	7	JOHANSEN Zakarias Ibis Enduro Team	 SWE.1992.21863	0:07:13.70	28		0:07:13.70	+0:00:19.94
29	29	GRAHAM Innes	 GBR.1996.35188	0:07:14.90	29		0:07:14.90	+0:00:21.14
30	8	DAILLY Adrien Lapierre Zipp Collective	 FRA.1996.21677	0:07:15.00	30		0:07:15.00	+0:00:21.24
31	65	BURNS CONTRERAS Pedro Trek Factory Racing	 CHI.1997.21729	0:07:15.80	31		0:07:15.80	+0:00:22.04
32	60	BOOKER Daniel Nukeproof SRAM Factory Racing	 AUS.1997.25378	0:07:15.87	32		0:07:15.87	+0:00:22.11
33	38	CAMOIN Francescu Specialized Racing	 FRA.2001.23545	0:07:17.13	33		0:07:17.13	+0:00:23.37

PRO STAGE RESULTS

Pos	Plate	Name Team	Nat EWS number	Stage 1PRO	Pos	Penalties	Time	Gap
MEN								
34	55	HILL Samuel Nukeproof SRAM Factory Racing	 AUS.1985.21775	0:07:18.04	34		0:07:18.04	+0:00:24.28
35	57	STONE Brady Polygon Factory Racing	 NZL.2000.23119	0:07:18.07	35		0:07:18.07	+0:00:24.31
36	89	FRANCARDO Tommaso	 ITA.1997.22813	0:07:18.47	36		0:07:18.47	+0:00:24.71
37	35	KANGAS Oliwer	 SWE.1992.33903	0:07:18.68	37		0:07:18.68	+0:00:24.92
38	92	BRATSCHI Tim	 SUI.1988.23005	0:07:18.73	38		0:07:18.73	+0:00:24.97
39	72	GALY Theo Sunn French Connexion By Alpe D'Huez	 FRA.1990.21691	0:07:18.78	39		0:07:18.78	+0:00:25.02
40	107	GRANT Kelan Nukeproof SRAM Factory Racing	 IRL.1993.21773	0:07:20.48	40		0:07:20.48	+0:00:26.72
41	64	NESTOROFF Nikolas	 USA.1999.36915	0:07:21.00	41		0:07:21.00	+0:00:27.24
42	150	VON HEYDEN LANGELAAN Carlos	 ESP.1998.32853	0:07:21.08	42		0:07:21.08	+0:00:27.32
43	76	WATSON Corey Nukeproof SRAM Factory Racing	 GBR.1999.35483	0:07:21.45	43		0:07:21.45	+0:00:27.69













PRO STAGE RESULTS

Pos	Plate	Name Team	Nat EWS number	Stage 1PRO	Pos	Penalties	Time	Gap
MEN								
44	70	LUTHI Patrick	 SUI.1992.22607	0:07:21.58	44		0:07:21.58	+0:00:27.82
45	84	MACARTHUR Glenn	 FRA.2000.22879	0:07:22.30	45		0:07:22.30	+0:00:28.54
46	19	VENDEMMIA Mirco Cannondale Enduro	 ITA.1998.21871	0:07:22.58	46		0:07:22.58	+0:00:28.82
47	56	GARAY TAMAYO Iago Santa Cruz X SRAM	 ESP.1991.21707	0:07:23.13	47		0:07:23.13	+0:00:29.37
48	103	CROZ Romain	 FRA.1996.37161	0:07:23.19	48		0:07:23.19	+0:00:29.43
49	68	WARNET Manu	 NED.2001.26267	0:07:23.27	49		0:07:23.27	+0:00:29.51
50	66	BLAHA Vojtech	 CZE.1999.22684	0:07:23.74	50		0:07:23.74	+0:00:29.98
51	147	GAILLOT Baptiste	 FRA.1991.21771	0:07:23.90	51		0:07:23.90	+0:00:30.14
52	118	RENZ Daniel	 GER.1996.26028	0:07:25.01	52		0:07:25.01	+0:00:31.25
53	95	IENZER Emeric Scott SR Suntour Enduro Team	 FRA.1999.31862	0:07:25.28	53		0:07:25.28	+0:00:31.52
54	77	PFEIL Max	 GER.1998.27442	0:07:25.47	54		0:07:25.47	+0:00:31.71













PRO STAGE RESULTS

Pos	Plate	Name Team	Nat EWS number	Stage 1PRO	Pos	Penalties	Time	Gap
MEN								
55	99	MOORE Thomas	 GBR.1994.33293	0:07:25.52	55		0:07:25.52	+0:00:31.76
56	71	FRANCK Gilles	 BEL.2000.22291	0:07:25.99	56		0:07:25.99	+0:00:32.23
57	105	JAMIESON Elliot Norco Factory Team	 CAN.2001.22028	0:07:27.90	57		0:07:27.90	+0:00:34.14
58	80	GALLAGHER Christopher	 GBR.1993.23014	0:07:28.18	58		0:07:28.18	+0:00:34.42
59	104	LARSSON Adam	 SWE.2000.30837	0:07:28.35	59		0:07:28.35	+0:00:34.59
60	74	SCOTT Mark Santa Cruz X SRAM	 GBR.1993.21714	0:07:28.37	60		0:07:28.37	+0:00:34.61
61	113	BERNET Jonas	 SUI.1994.33390	0:07:28.98	61		0:07:28.98	+0:00:35.22
62	98	HEBERT Ambroise	 FRA.1993.21934	0:07:29.31	62		0:07:29.31	+0:00:35.55
63	162	WALKER Nicolas	 SUI.1991.34005	0:07:29.52	63		0:07:29.52	+0:00:35.76
64	163	ISCLA GRANDVALLET Alex	 AND.2000.52485	0:07:29.65	64		0:07:29.65	+0:00:35.89
65	85	FRESQUET Axel Tribe Pyrenees Gravity	 FRA.1998.23081	0:07:29.70	65		0:07:29.70	+0:00:35.94
66	86	WOLFE Daniel Polygon Factory Racing	 IRL.1988.22250	0:07:30.16	66		0:07:30.16	+0:00:36.40













PRO STAGE RESULTS

Pos	Plate	Name Team	Nat EWS number	Stage 1PRO	Pos	Penalties	Time	Gap
MEN								
67	67	CONNELL Joseph Orange Factory Racing	 GBR.1994.21745	0:07:30.44	67		0:07:30.44	+0:00:36.68
68	155	RIHA Jakub	 CZE.1992.22509	0:07:30.52	68		0:07:30.52	+0:00:36.76
69	126	SZYMCZUK Lukasz	 POL.1995.23313	0:07:30.67	69		0:07:30.67	+0:00:36.91
70	131	MARI MARI Mariano	 ESP.1997.22453	0:07:30.82	70		0:07:30.82	+0:00:37.06
71	63	BLAIR Lachlan Orange Factory Racing	 GBR.1995.21426	0:07:31.47	71		0:07:31.47	+0:00:37.71
72	151	BAUD Elliott	 FRA.1998.22053	0:07:32.00	72		0:07:32.00	+0:00:38.24
73	78	DALE Sam	 GBR.1990.22733	0:07:32.40	73		0:07:32.40	+0:00:38.64
74	75	HARRIS Bradley Theory Racing p/b ProBikeKit	 NZL.2001.27637	0:07:33.53	75		0:07:33.53	+0:00:39.77
75	82	BOX Archie	 GBR.1998.23201	0:07:33.87	76		0:07:33.87	+0:00:40.11
76	157	FEJER Max Team Dorrong Enduro	 AUT.2000.21703	0:07:33.89	77		0:07:33.89	+0:00:40.13
77	88	WILSON Thomas Orange Factory Racing	 GBR.2000.22553	0:07:34.03	78		0:07:34.03	+0:00:40.27
78	31	LARBEOU Guillaume Commencal Enduro Project	 FRA.1994.25575	0:07:34.28	79		0:07:34.28	+0:00:40.52












PRO STAGE RESULTS

Pos	Plate	Name Team	Nat EWS number	Stage 1PRO	Pos	Penalties	Time	Gap
MEN								
79	125	SWANBECK Daniel	 SWE.1990.32435	0:07:34.67	80		0:07:34.67	+0:00:40.91
80	101	MCCUTCHEON Trevor	 USA.1999.31137	0:07:34.95	81		0:07:34.95	+0:00:41.19
80	110	CHARVAT Matej	 CZE.1985.30440	0:07:34.95	81		0:07:34.95	+0:00:41.19
82	169	RHAM Lucas	 GER.1990.33537	0:07:35.37	83		0:07:35.37	+0:00:41.61
83	154	CAMBOS Albin	 FRA.1999.22849	0:07:35.93	84		0:07:35.93	+0:00:42.17
84	130	LOEFFLER Christian	 GER.1993.23169	0:07:37.00	85		0:07:37.00	+0:00:43.24
85	58	KRASNY Carter	 CAN.1999.22027	0:07:37.43	86		0:07:37.43	+0:00:43.67
86	136	PELISSERO Simone	 ITA.2001.21940	0:07:37.57	87		0:07:37.57	+0:00:43.81
87	111	MAGGS David	 AUS.1996.23408	0:07:37.85	88		0:07:37.85	+0:00:44.09
88	81	EBDON Jake	 GBR.2001.32703	0:07:38.61	89		0:07:38.61	+0:00:44.85
89	91	DE VOCHT Bart	 BEL.1992.23075	0:07:38.70	90		0:07:38.70	+0:00:44.94
90	90	DRACH Torben RAAW // Levelnine Gravity	 GER.1998.22419	0:07:39.27	91		0:07:39.27	+0:00:45.51


PRO STAGE RESULTS

Pos	Plate	Name Team	Nat EWS number	Stage 1PRO	Pos	Penalties	Time	Gap
MEN								
91	93	JENSEN Henrik	 GBR.1998.25933	0:07:39.86	92		0:07:39.86	+0:00:46.10
92	115	HAMMOND Chubbie	 GBR.1996.37418	0:07:40.03	93		0:07:40.03	+0:00:46.27
93	149	CASADEI Nicola	 ITA.1989.21878	0:07:41.07	95		0:07:41.07	+0:00:47.31
94	140	MOROTTI Hugo	 FRA.2000.24522	0:07:41.22	96		0:07:41.22	+0:00:47.46
95	94	OMDAL Oskar	 NOR.2000.32277	0:07:42.34	97		0:07:42.34	+0:00:48.58
96	114	LEBERT Alexis	 FRA.1993.22060	0:07:42.68	98		0:07:42.68	+0:00:48.92
97	135	WILLNER Nick	 GER.1999.22551	0:07:42.75	99		0:07:42.75	+0:00:48.99
98	191	FINCHAM Sean	 CAN.1998.54189	0:07:42.95	100		0:07:42.95	+0:00:49.19
99	127	LAMBERT Louis Hotlines Nukeproof Racing	 FRA.1999.37231	0:07:43.36	101		0:07:43.36	+0:00:49.60
100	119	PETER Stefan	 SUI.1992.23004	0:07:43.45	102		0:07:43.45	+0:00:49.69
101	337	ENNIS Ross	 IRL.2001.25954	0:07:43.50	103		0:07:43.50	+0:00:49.74
102	172	WAGHORN Dylan	 NZL.1996.38314	0:07:43.80	104		0:07:43.80	+0:00:50.04

PRO STAGE RESULTS

Pos	Plate	Name Team	Nat EWS number	Stage 1PRO	Pos	Penalties	Time	Gap
MEN								
103	133	VOTH Laurin Propain Factory Enduro	 GER.2000.25451	0:07:44.07	105		0:07:44.07	+0:00:50.31
104	170	STEINSBERGER Jens	 GER.1990.26407	0:07:44.40	106		0:07:44.40	+0:00:50.64
105	132	HARKER Jack	 GBR.1998.33252	0:07:44.43	107		0:07:44.43	+0:00:50.67
106	146	TORRALBA GARASA Juan Gabriel	 ESP.1997.21633	0:07:44.55	108		0:07:44.55	+0:00:50.79
107	165	SHIRLEY James	 GBR.1989.22351	0:07:44.67	109		0:07:44.67	+0:00:50.91
108	122	JONES Jono Propain Factory Enduro	 GBR.1994.37370	0:07:44.77	110		0:07:44.77	+0:00:51.01
109	121	SHUCKSMITH Samuel	 GBR.1990.23007	0:07:45.93	111		0:07:45.93	+0:00:52.17
110	97	MIHALKOVITS Peter	 AUT.1993.23608	0:07:45.94	112		0:07:45.94	+0:00:52.18
111	87	TOOKE Jacob	 CAN.1999.22078	0:07:46.27	113		0:07:46.27	+0:00:52.51
112	123	LAMBERT Pierre Hotlines Nukeproof Racing	 FRA.1999.36939	0:07:46.95	114		0:07:46.95	+0:00:53.19
113	134	LANDMARK Ola Javold	 NOR.1999.25289	0:07:47.95	115		0:07:47.95	+0:00:54.19

PRO STAGE RESULTS

Pos	Plate	Name Team	Nat EWS number	Stage 1PRO	Pos	Penalties	Time	Gap
MEN								
114	167	DODINO Giacomo WeRide Racing Team	 ITA.1994.22466	0:07:48.30	116		0:07:48.30	+0:00:54.54
115	102	HURLEY Joshua	 GBR.1995.27543	0:07:48.73	117		0:07:48.73	+0:00:54.97
116	181	MARFURT Silvan	 SUI.1988.22319	0:07:48.90	118		0:07:48.90	+0:00:55.14
117	145	GROTTI Nicola Abetone FullOut Gravity	 ITA.2000.21925	0:07:49.60	119		0:07:49.60	+0:00:55.84
118	158	OPPLIGER Timothee	 SUI.1992.21701	0:07:50.19	120		0:07:50.19	+0:00:56.43
119	173	CASAL VALLS Guillem	 AND.1995.22127	0:07:50.43	121		0:07:50.43	+0:00:56.67
120	112	HUTCHENS Chris	 GBR.1989.22999	0:07:50.57	122		0:07:50.57	+0:00:56.81
121	117	LEONHARDT Konstantin	 GER.1996.35481	0:07:51.68	124		0:07:51.68	+0:00:57.92
122	143	BISSON Zian	 FRA.2000.26059	0:07:51.83	125		0:07:51.83	+0:00:58.07
123	159	DOLGOS Robin	 FRA.1999.23576	0:07:52.75	126		0:07:52.75	+0:00:58.99
124	185	CHAUVET Cesar	 FRA.1995.34851	0:07:54.01	127		0:07:54.01	+0:01:00.25
125	129	MUELLER Igor	 SUI.1996.22665	0:07:55.68	129		0:07:55.68	+0:01:01.92












PRO STAGE RESULTS

Pos	Plate	Name Team	Nat EWS number	Stage 1PRO	Pos	Penalties	Time	Gap
MEN								
126	177	GONDOUIN Antoine	 FRA.1997.27800	0:07:56.18	130		0:07:56.18	+0:01:02.42
127	128	PERISSE Elouan Hotlines Nukeproof Racing	 FRA.2001.34083	0:07:56.27	131		0:07:56.27	+0:01:02.51
128	189	GARCIA Tom	 FRA.1990.22226	0:07:56.35	132		0:07:56.35	+0:01:02.59
129	160	ANDERSEN Mads Bo	 DEN.1996.34154	0:07:57.39	133		0:07:57.39	+0:01:03.63
130	171	MARCHESE Francesco	 ITA.2000.32885	0:08:00.70	135		0:08:00.70	+0:01:06.94
131	179	BRIQUEZ Cyril	 FRA.1992.22135	0:08:01.15	136		0:08:01.15	+0:01:07.39
132	183	WIDEN Johan	 SWE.1994.39149	0:08:02.63	137		0:08:02.63	+0:01:08.87
133	59	STORR Alex Forbidden Synthesis	 GBR.2001.31009	0:08:03.90	138		0:08:03.90	+0:01:10.14
134	174	BAUSCHERT Alan	 FRA.1999.26464	0:08:04.86	139		0:08:04.86	+0:01:11.10
135	120	BARICH Leopold RDN Racing	 GER.1998.22342	0:08:06.58	140		0:08:06.58	+0:01:12.82
136	188	JONSSON Sharjah	 RSA.1999.22749	0:08:12.83	141		0:08:12.83	+0:01:19.07
137	164	SCHULER Mike Swiss Enduro Team by Giant	 SUI.1991.37067	0:08:12.87	142		0:08:12.87	+0:01:19.11












PRO STAGE RESULTS

Pos	Plate	Name Team	Nat EWS number	Stage 1PRO	Pos	Penalties	Time	Gap
MEN								
138	187	SACCON Matteo Abetone FullOut Gravity	 ITA.2000.21866	0:08:15.43	143		0:08:15.43	+0:01:21.67
139	36	WALL Evan Devinci Global Racing	 CAN.1999.23531	0:08:23.45	144		0:08:23.45	+0:01:29.69
140	166	LAGASSEY Justin USA.1991.22065	 USA.1991.22065	0:08:23.56	145		0:08:23.56	+0:01:29.80
141	190	MANDIN Oscar Rossignol Factory Team	 FRA.1997.53639	0:08:25.57	146		0:08:25.57	+0:01:31.81
142	184	BARTON Oliver GBR.1990.33513	 GBR.1990.33513	0:08:30.85	147		0:08:30.85	+0:01:37.09
143	148	MYSIK Milan CZE.1993.22051	 CZE.1993.22051	0:07:33.44	74	0:01:00.00	0:08:33.44	+0:01:39.68
144	186	BLACHERE Nans FRA.1989.37519	 FRA.1989.37519	0:08:41.40	149		0:08:41.40	+0:01:47.64
145	161	HORNER Youen IRL.1994.36235	 IRL.1994.36235	0:08:47.64	150		0:08:47.64	+0:01:53.88
146	144	HASSFELD Joel GER.1998.33907	 GER.1998.33907	0:07:54.75	128	0:01:00.00	0:08:54.75	+0:02:00.99
147	168	ORIOLE Stephan FRA.1988.38650	 FRA.1988.38650	0:07:59.40	134	0:01:00.00	0:08:59.40	+0:02:05.64
148	100	MCBAIN Calum GBR.1998.33913	 GBR.1998.33913	0:09:13.63	151		0:09:13.63	+0:02:19.87
149	153	CHAPUIS Maxime +	 +	0:07:40.90	94	0:05:00.00	0:12:40.90	+0:05:47.14












PRO STAGE RESULTS

Pos	Plate	Name Team	Nat EWS number	Stage 1PRO	Pos	Penalties	Time	Gap
MEN								
150	138	DEMUYLDER Jonas	 BEL.1997.25196	0:07:51.50	123	0:05:00.00	0:12:51.50	+0:05:57.74
151	193	PRATAMA Rama Teguh Ady	 INA.1999.33110	0:08:36.02	148	0:05:00.00	0:13:36.02	+0:06:42.26
DNS	108	ESCUДИER Thomas	 FRA.1991.21945					
DNS	106	RAIMONDI Matteo	 ITA.1995.22277					
DNS	96	WILDHABER Gustav Cube Action Team	 SUI.1988.21848					
DNS	10	WALKER Matthew Pivot Factory Racing	 NZL.1990.21846					
DNS	22	LUCAS Cole Ibis Enduro Team	 NZL.1998.23013					
MEN Master 35+								
1	323	AMOUR Karim BH Enduro Racing Team	 FRA.1975.21696	<u>0:07:51.23</u>	1		0:07:51.23	
2	300	BAHLER Jonas	 SUI.1987.21706	0:07:54.00	2		0:07:54.00	+0:00:02.77
3	312	VANER Jan	 CZE.1983.22385	0:07:58.18	3		0:07:58.18	+0:00:06.95
4	321	WEIDEMANN Mads	 DEN.1982.33629	0:07:58.88	4		0:07:58.88	+0:00:07.65





PRO STAGE RESULTS

Pos	Plate	Name Team	Nat EWS number	Stage 1PRO	Pos	Penalties	Time	Gap
MEN Master 35+								
5	314	KULHAVY Radek	 CZE.1984.25807	0:08:01.22	5		0:08:01.22	+0:00:09.99
6	311	BROOKES Martyn	 GBR.1987.23008	0:08:01.43	6		0:08:01.43	+0:00:10.20
7	320	AUSTERMUHLE Ian	 GBR.1980.21590	0:08:03.73	7		0:08:03.73	+0:00:12.50
8	319	BERNARD Guillaume	 FRA.1983.22861	0:08:08.70	8		0:08:08.70	+0:00:17.47
9	295	KLEINDIENST Andre	 GER.1978.24871	0:08:12.15	9		0:08:12.15	+0:00:20.92
10	310	CHANDLER Kane	 GBR.1985.21345	0:08:12.73	10		0:08:12.73	+0:00:21.50
11	322	CARREZ Cedric Lapierre Zipp Collective	 FRA.1978.23588	0:08:13.15	11		0:08:13.15	+0:00:21.92
12	313	HEIMEL Paul	 AUT.1987.24509	0:08:14.94	13		0:08:14.94	+0:00:23.71
13	296	TEXIER Benoit	 FRA.1983.39314	0:08:16.15	14		0:08:16.15	+0:00:24.92
14	316	LOCHHEAD Andrew	 GBR.1984.25456	0:08:17.02	15		0:08:17.02	+0:00:25.79
15	304	NEGRO Claudio	 SUI.1985.22754	0:08:26.85	16		0:08:26.85	+0:00:35.62
16	317	LAWWILL Joe	 USA.1970.24749	0:08:28.77	17		0:08:28.77	+0:00:37.54













PRO STAGE RESULTS

Pos	Plate	Name Team	Nat EWS number	Stage 1PRO	Pos	Penalties	Time	Gap
MEN Master 35+								
17	297	RIMONDO Matteo	 ITA.1984.25677	0:08:29.12	18		0:08:29.12	+0:00:37.89
18	315	CALVEZ Mathieu Hotlines Nukeproof Racing	 FRA.1986.22152	0:08:33.71	19		0:08:33.71	+0:00:42.48
19	305	BLACKMORE Chris	 GBR.1975.35374	0:08:40.97	20		0:08:40.97	+0:00:49.74
20	318	CORRE Ludovic	 FRA.1983.21638	0:08:42.28	21		0:08:42.28	+0:00:51.05
21	293	SASAKI Hiroshi	 JPN.1979.30239	0:08:42.90	22		0:08:42.90	+0:00:51.67
22	309	FELLGETT Theo	 GBR.1986.38997	0:08:51.17	23		0:08:51.17	+0:00:59.94
23	307	EICHINGER Christoph	 GER.1980.39926	0:09:13.68	24		0:09:13.68	+0:01:22.45
24	302	GARCIA Anthony	 FRA.1985.26182	0:08:13.80	12	0:01:00.00	0:09:13.80	+0:01:22.57
25	308	KARB Ingo	 GER.1973.27505	0:09:15.03	25		0:09:15.03	+0:01:23.80
26	254	PONS CANO Santiago	 MEX.1978.40293	0:09:54.73	26		0:09:54.73	+0:02:03.50
DNS	292	HUGHES David	 IRL.1971.21814					













PRO STAGE RESULTS

Pos	Plate	Name Team	Nat EWS number	Stage 1PRO	Pos	Penalties	Time	Gap
MEN Under 21								
1	290	MEIER-SMITH Luke Propain Factory Enduro	 AUS.2002.25147	0:07:15.08	1		0:07:15.08	
2	275	RYYNANEN Tarmo	 FIN.2002.31950	0:07:15.32	2		0:07:15.32	+0:00:00.24
3	286	PIERCY Jack Commencal Les Orres Team	 GBR.2004.36927	0:07:22.31	3		0:07:22.31	+0:00:07.23
4	289	HANCOCK Emmett	 CAN.2002.37051	0:07:23.32	4		0:07:23.32	+0:00:08.24
5	288	GILCHRIST Ryan	 AUS.2002.36859	0:07:23.82	5		0:07:23.82	+0:00:08.74
6	276	ICARDO Alexis Canyon CLLTV Dainese	 FRA.2003.31902	0:07:25.50	6		0:07:25.50	+0:00:10.42
7	273	PIVNICKA Jakub	 CZE.2005.38692	0:07:25.87	7		0:07:25.87	+0:00:10.79
8	283	BERTINI Lisandru Lapierre Zipp Collective	 FRA.2004.36198	0:07:26.70	8		0:07:26.70	+0:00:11.62
9	257	PLEINDOUX Simeon Hotlines Nukeproof Racing	 FRA.2003.34644	0:07:28.52	9		0:07:28.52	+0:00:13.44
10	274	MEIER-SMITH Remy Propain Factory Enduro	 AUS.2004.40508	0:07:33.77	10		0:07:33.77	+0:00:18.69
11	277	SMRDEL Miha	 SLO.2004.38908	0:07:34.21	11		0:07:34.21	+0:00:19.13
12	345	CUELLAR ALONSO Adrian	 ESP.2003.52648	0:07:34.87	12		0:07:34.87	+0:00:19.79












PRO STAGE RESULTS

Pos	Plate	Name Team	Nat EWS number	Stage 1PRO	Pos	Penalties	Time	Gap
MEN Under 21								
13	282	KAUX Marin Tribe Pyrenees Gravity	 FRA.2002.30383	0:07:34.90	13		0:07:34.90	+0:00:19.82
14	265	HOFMANN Noah	 AUT.2003.36750	0:07:35.50	14		0:07:35.50	+0:00:20.42
15	291	SHERLOCK Seth	 CAN.2002.40432	0:07:35.65	15		0:07:35.65	+0:00:20.57
16	287	SCHEELE William	 NOR.2003.33415	0:07:36.55	16		0:07:36.55	+0:00:21.47
17	281	RODGERS Lief	 CAN.2003.26651	0:07:36.78	17		0:07:36.78	+0:00:21.70
18	280	KLOKOCKA Vojtech	 CZE.2004.36797	0:07:38.30	18		0:07:38.30	+0:00:23.22
19	285	HELLY Johnathan	 CAN.2003.27147	0:07:38.88	19		0:07:38.88	+0:00:23.80
20	279	FOURCADE Luca Tribe Pyrenees Gravity	 FRA.2003.35944	0:07:39.20	20		0:07:39.20	+0:00:24.12
21	249	CREASE Henry	 GBR.2003.36925	0:07:39.47	21		0:07:39.47	+0:00:24.39
22	343	HEMMERLING Thore	 GER.2002.39148	0:07:40.85	22		0:07:40.85	+0:00:25.77
23	252	MAGHETTI Alessandro WeRide Racing Team	 SUI.2004.38363	0:07:41.87	23		0:07:41.87	+0:00:26.79
24	261	FUCHS Peter	 GER.2002.33379	0:07:42.48	24		0:07:42.48	+0:00:27.40

PRO STAGE RESULTS

Pos	Plate	Name Team	Nat EWS number	Stage 1PRO	Pos	Penalties	Time	Gap
MEN Under 21								
25	278	LESQUIR Tom Hotlines Nukeproof Racing	 FRA.2003.36215	0:07:43.30	25		0:07:43.30	+0:00:28.22
26	271	HEINE Geraud	 BEL.2004.25833	0:07:45.94	26		0:07:45.94	+0:00:30.86
27	251	MAXA Adam	 CZE.2004.52585	0:07:46.95	27		0:07:46.95	+0:00:31.87
28	232	FERON Mael	 FRA.2004.54260	0:07:48.25	28		0:07:48.25	+0:00:33.17
29	253	JOLY Enzo	 FRA.2005.39338	0:07:48.27	29		0:07:48.27	+0:00:33.19
30	234	JOLY Emilien	 FRA.2005.39337	0:07:49.15	30		0:07:49.15	+0:00:34.07
31	242	BACHELET Baptiste	 FRA.2004.36979	0:07:49.42	31		0:07:49.42	+0:00:34.34
32	241	MARSOT Antonin	 FRA.2005.50795	0:07:49.44	32		0:07:49.44	+0:00:34.36
33	255	BUENGEN Lars Henrik Swiss Enduro Team by Giant	 SUI.2005.27225	0:07:52.17	33		0:07:52.17	+0:00:37.09
34	338	KYME Gus	 AUS.2004.37152	0:07:52.28	34		0:07:52.28	+0:00:37.20
35	248	PLATT Dom	 GBR.2005.37944	0:07:53.55	35		0:07:53.55	+0:00:38.47
36	269	HOGLUND Andreas	 SWE.2002.36347	0:07:54.20	36		0:07:54.20	+0:00:39.12












PRO STAGE RESULTS

Pos	Plate	Name Team	Nat EWS number	Stage 1PRO	Pos	Penalties	Time	Gap
MEN Under 21								
37	239	CORRAL GALLARDO Benjamin	 CHI.2003.33574	0:07:55.93	37		0:07:55.93	+0:00:40.85
38	237	HARTMANN Jannik	 GER.2005.37205	0:07:56.17	38		0:07:56.17	+0:00:41.09
39	270	HUTMAN Omer	 ISR.2004.40015	0:07:56.30	39		0:07:56.30	+0:00:41.22
40	267	ESCHLER Lasse	 GER.2005.37539	0:07:56.40	40		0:07:56.40	+0:00:41.32
41	258	ABELLA Leo	 FRA.2005.54368	0:07:56.43	41		0:07:56.43	+0:00:41.35
42	240	MALEVEZ Clement	 BEL.2002.33413	0:07:56.52	42		0:07:56.52	+0:00:41.44
43	266	BROWN Lewis	 GBR.2002.37821	0:07:56.80	43		0:07:56.80	+0:00:41.72
44	259	HARROP Zack	 GBR.2003.30354	0:07:57.75	44		0:07:57.75	+0:00:42.67
45	284	FAIRBROTHER Matthew	 NZL.2004.35439	0:07:57.93	45		0:07:57.93	+0:00:42.85
46	238	JONSON Noa	 SWE.2003.37674	0:07:58.97	46		0:07:58.97	+0:00:43.89
47	137	CONROY Brendan	 IRL.2004.39139	0:08:01.30	47		0:08:01.30	+0:00:46.22











PRO STAGE RESULTS

Pos	Plate	Name Team	Nat EWS number	Stage 1PRO	Pos	Penalties	Time	Gap
MEN Under 21								
48	233	ROUKENS Alexis	 BEL.2002.36129	0:08:01.65	48		0:08:01.65	+0:00:46.57
49	246	GANTNER Mathis	 SUI.2003.40468	0:08:05.45	49		0:08:05.45	+0:00:50.37
50	272	RANDELL Jayden	 GBR.2003.27895	0:08:05.94	50		0:08:05.94	+0:00:50.86
51	236	MAYR Mika	 SUI.2005.34202	0:08:08.02	51		0:08:08.02	+0:00:52.94
52	262	FOCKENBERGER Timmy	 AUT.2003.33138	0:08:09.00	52		0:08:09.00	+0:00:53.92
53	245	DEMARTEAU Colin	 BEL.2003.33889	0:08:10.24	53		0:08:10.24	+0:00:55.16
54	247	JOHNSSON Olle	 SWE.2004.39449	0:08:11.65	54		0:08:11.65	+0:00:56.57
55	244	WEIHING Leon	 GER.2003.33397	0:08:15.18	55		0:08:15.18	+0:01:00.10
56	268	WHITE Ronan	 GBR.2002.36972	0:08:20.85	56		0:08:20.85	+0:01:05.77
57	243	SCHLEICHER Valentin RDN Racing	 GER.2002.26946	0:08:38.57	57		0:08:38.57	+0:01:23.49
58	256	ALBER Lennard	 GER.2002.35750	0:08:39.33	58		0:08:39.33	+0:01:24.25
59	235	VLASKOVAC Ben	 GER.2003.35875	0:09:12.85	59		0:09:12.85	+0:01:57.77










PRO STAGE RESULTS

Pos	Plate	Name Team	Nat EWS number	Stage 1PRO	Pos	Penalties	Time	Gap
MEN Under 21								
60	260	FORBES Lachie	 AUS.2003.36655	0:10:08.34	60	0:05:00.00	0:15:08.34	+0:07:53.26
WOMEN								
1	4	HARDEN Harriet Trek Factory Racing	 GBR.2001.22819	<u>0:07:51.24</u>	1		0:07:51.24	
2	3	COURDURIER Isabeau Lapierre Zipp Collective	 FRA.1994.21731	0:07:55.20	2		0:07:55.20	+0:00:03.96
3	8	CONOLLY Ella Cannondale Enduro	 GBR.1998.21859	0:08:03.00	3		0:08:03.00	+0:00:11.76
4	2	CHARRE Morgane Pivot Factory Racing	 FRA.1990.21958	0:08:03.42	4		0:08:03.42	+0:00:12.18
5	5	KOREM Noga GT Factory Racing	 ISR.1991.21660	0:08:09.35	5		0:08:09.35	+0:00:18.11
6	46	BAUMANN Lisa Commencal Les Orres Team	 SUI.2001.37332	0:08:10.53	6		0:08:10.53	+0:00:19.29
7	42	COOK Becky	 GBR.1986.21664	0:08:12.78	7		0:08:12.78	+0:00:21.54
8	40	MORRISON Rae Liv Racing	 NZL.1989.21630	0:08:13.70	8		0:08:13.70	+0:00:22.46
9	7	BARAONA Rebecca Yeti / Fox Factory Team	 GBR.1993.21715	0:08:18.95	9		0:08:18.95	+0:00:27.71
10	10	RICHTER Raphaela Ibis Enduro Team	 GER.1997.25746	0:08:19.13	10		0:08:19.13	+0:00:27.89











PRO STAGE RESULTS

Pos	Plate	Name Team	Nat EWS number	Stage 1PRO	Pos	Penalties	Time	Gap
WOMEN								
11	41	SCARSI Gloria Canyon CLLTV Dainese	 ITA.2000.36425	0:08:19.55	11		0:08:19.55	+0:00:28.31
12	43	THOMA Ines	 GER.1989.21750	0:08:24.05	12		0:08:24.05	+0:00:32.81
13	200	ELLECOSTA Nadine Abetone FullOut Gravity	 ITA.1999.25437	0:08:27.30	13		0:08:27.30	+0:00:36.06
14	196	PRUDKOVA Barbora	 CZE.1996.38768	0:08:27.85	14		0:08:27.85	+0:00:36.61
15	52	GEHRIG Carolin Norco Factory Team	 SUI.1987.21665	0:08:28.42	15		0:08:28.42	+0:00:37.18
16	47	BRUCHLE Veronika Cube Action Team	 GER.1995.22726	0:08:29.33	16		0:08:29.33	+0:00:38.09
17	195	MILLER Miranda	 CAN.1990.21687	0:08:31.35	17		0:08:31.35	+0:00:40.11
18	51	GEHRIG Anita Norco Factory Team	 SUI.1987.21718	0:08:31.78	18		0:08:31.78	+0:00:40.54
19	44	DUVERT Julie Theory Racing p/b ProBikeKit	 FRA.1996.21719	0:08:34.78	19		0:08:34.78	+0:00:43.54
20	211	VAN KAMPEN Ysaline	 SUI.1998.33222	0:08:35.25	20		0:08:35.25	+0:00:44.01
21	206	NEWKIRK Anna	 USA.2001.25192	0:08:35.70	21		0:08:35.70	+0:00:44.46
22	217	SMITH Ellie	 AUS.2000.27032	0:08:36.95	22		0:08:36.95	+0:00:45.71





PRO STAGE RESULTS

Pos	Plate	Name Team	Nat EWS number	Stage 1PRO	Pos	Penalties	Time	Gap
WOMEN								
23	202	JOLIDON Sidonie	 SUI.1987.31073	0:08:39.06	23		0:08:39.06	+0:00:47.82
24	201	BUREK Katarzyna	 POL.1993.23240	0:08:39.87	24		0:08:39.87	+0:00:48.63
25	194	TAYLOR Chloe	 GBR.1998.23462	0:08:39.96	25		0:08:39.96	+0:00:48.72
26	45	JONNIER Morgane Rossignol Factory Team	 FRA.1990.22559	0:08:42.45	26		0:08:42.45	+0:00:51.21
27	209	RING Filipa	 SWE.1990.39267	0:08:50.20	27		0:08:50.20	+0:00:58.96
28	50	WIEDENROTH Sofia Specialized Racing	 GER.1995.24544	0:08:50.85	28		0:08:50.85	+0:00:59.61
29	197	STONE Jessica	 GBR.1990.32154	0:08:52.61	29		0:08:52.61	+0:01:01.37
30	216	CUTHBERT Zoe	 AUS.2001.38369	0:08:57.72	30		0:08:57.72	+0:01:06.48
31	213	DILLON Sian	 GBR.1994.35457	0:09:05.55	31		0:09:05.55	+0:01:14.31
32	210	DAVIDSSON Elina	 SWE.2001.38290	0:09:08.38	32		0:09:08.38	+0:01:17.14
33	208	YUSTO SANCHEZ Sara	 ESP.2000.39157	0:09:10.26	33		0:09:10.26	+0:01:19.02
34	205	HOVORKA Anja	 SUI.1989.37532	0:09:15.30	34		0:09:15.30	+0:01:24.06



PRO STAGE RESULTS

Pos	Plate	Name Team	Nat EWS number	Stage 1PRO	Pos	Penalties	Time	Gap
WOMEN								
35	39	LANTHIER NADEAU Andreane Rocky Mountain Race Face	 CAN.1993.21609	0:09:19.05	35		0:09:19.05	+0:01:27.81
36	204	NABER Tanja	 GER.1987.22367	0:09:19.63	36		0:09:19.63	+0:01:28.39
37	203	RUTZ Lea Salome	 SUI.1995.33389	0:09:20.71	37		0:09:20.71	+0:01:29.47
38	212	JOHNSEN Jonna	 DEN.1992.27207	0:09:26.45	38		0:09:26.45	+0:01:35.21
39	207	SUCH Morgane	 FRA.1994.27486	0:09:31.17	39		0:09:31.17	+0:01:39.93
40	215	MEYRAT Geraldine	 SUI.1988.38199	0:09:40.00	40		0:09:40.00	+0:01:48.76
41	1	PUGIN Melanie BH Enduro Racing Team	 FRA.1990.21693	0:11:13.58	41		0:11:13.58	+0:03:22.34
42	214	PRIETO Naroa	 ESP.1999.38475	0:11:42.25	42		0:11:42.25	+0:03:51.01
DNS	199	REY Charlotte Tribe Pyrenees Gravity	 FRA.2000.31025					
DNS	48	FERGUSON Louise Nukeproof SRAM Factory Racing	 GBR.1996.22180					

PRO STAGE RESULTS

Pos	Plate	Name Team	Nat EWS number	Stage 1PRO	Pos	Penalties	Time	Gap
WOMEN Master 35+								
1	222	NESTLEROVA Fejola Stepanka	 CZE.1985.21761	0:08:57.96	1		0:08:57.96	
2	220	NEWELL Melissa	 NZL.1979.21458	0:09:32.44	2		0:09:32.44	+0:00:34.48
3	219	MICHEL Daniela	 SUI.1981.21559	0:09:45.66	3		0:09:45.66	+0:00:47.70
4	221	THOMSEN Sandra Bohn	 DEN.1983.33584	0:09:57.10	4		0:09:57.10	+0:00:59.14
WOMEN Under 21								
1	231	RIVA Sophie	 ITA.2003.33949	0:08:44.97	1		0:08:44.97	
2	230	LAN Emmy Norco Factory Team	 CAN.2004.33463	0:08:45.25	2		0:08:45.25	+0:00:00.28
3	225	WEBER Helen RAAW // Levelnine Gravity	 GER.2002.36775	0:09:04.83	3		0:09:04.83	+0:00:19.86
4	228	HENRY Justine Tribe Pyrenees Gravity	 FRA.2003.32717	0:09:18.55	4		0:09:18.55	+0:00:33.58
5	229	BOUCHER Lily	 CAN.2004.40222	0:10:05.25	5		0:10:05.25	+0:01:20.28
6	227	MULLIN Hannah	 IRL.2005.37699	0:10:24.40	6		0:10:24.40	+0:01:39.43

PRO STAGE RESULTS

Pos	Plate	Name Team	Nat EWS number	Stage 1PRO	Pos	Penalties	Time	Gap
WOMEN Under 21								
7	224	HOLM Hanna	 USA.2003.39590	0:10:24.95	7		0:10:24.95	+0:01:39.98
8	223	BAR JOSEPH Zohar	 ISR.2005.50565	0:10:40.84	8		0:10:40.84	+0:01:55.87

PRO STAGE RESULTS

Penalties details

Plate	Name	Penalty	Description	Location
138	DEMUYLDER Jonas	00:05:00	Late at check point	S1 Start
144	HASSFELD Joel	00:01:00	Late at check point	S1 Start
148	MYSIK Milan	00:01:00	Late at check point	S1 Start
153	CHAPUIS Maxime	00:05:00	Late at check point	S1 Start
168	ORIOLE Stephan	00:01:00	Late at check point	S1 Start
193	PRATAMA Rama Teguh Ady	00:05:00	Late at check point	S1 Start
260	FORBES Lachie	00:05:00	Late at check point	S1 Start
302	GARCIA Anthony	00:01:00	Late at check point	S1 Start

Statistics

Entries / Nations	Finished	DNF	DSQ	DNS	Weather	Temperature	Distance	Elevation
299 / 29	291	0	0	8	Partly Sunny	6 °C		

DNF: did not finish · DNS: did not start · DSQ: disqualified