













EWS100 RESULTS

| Pos | Plate | Name Team | Nat EWS number | Stage 2 | Pos | Stage 3 | Pos | Stage 4 | Pos | Stage 5 | Pos | Penalties | Time | Gap |
|---------------------|-------|---------------------|--------------------|-------------------|-----|-------------------|-----|-------------------|-----|-------------------|-----|-----------|-------------------|-------------|
| EWS100 MEN | | | | | | | | | | | | | | |
| 1 | 1107 | MOUDRY Vojtech | | 0:05:52.00 | 3 | 0:03:07.89 | 2 | <u>0:08:51.65</u> | 1 | <u>0:07:42.38</u> | 1 | | 0:25:33.92 | |
| 2 | 1179 | MAURER Simon | | 0:05:49.95 | 2 | <u>0:03:06.94</u> | 1 | 0:09:05.96 | 3 | 0:07:43.06 | 2 | | 0:25:45.91 | +0:00:11.99 |
| 3 | 1033 | OLSEN Frederik | DEN.2001.52739 | <u>0:05:48.25</u> | 1 | 0:03:10.70 | 4 | 0:09:27.55 | 14 | 0:07:53.05 | 3 | | 0:26:19.55 | +0:00:45.63 |
| 4 | 1044 | THOMSON Euan | GBR.1993.26368 | 0:06:03.52 | 8 | 0:03:16.20 | 9 | 0:09:05.93 | 2 | 0:07:59.46 | 6 | | 0:26:25.11 | +0:00:51.19 |
| 5 | 1181 | ZUEND Nico | | 0:06:00.00 | 5 | 0:03:18.50 | 12 | 0:09:24.00 | 9 | 0:08:03.30 | 11 | | 0:26:45.80 | +0:01:11.88 |
| 6 | 1106 | TENNANT Laurie | GBR.2000.36224 | 0:06:12.50 | 13 | 0:03:10.85 | 5 | 0:09:23.47 | 7 | 0:08:03.02 | 10 | | 0:26:49.84 | +0:01:15.92 |
| 7 | 1111 | CHATELET Benjamin | | 0:06:02.63 | 7 | 0:03:13.01 | 6 | 0:09:23.82 | 8 | 0:08:12.81 | 15 | | 0:26:52.27 | +0:01:18.35 |
| 8 | 1053 | ROHMER Kevin | | 0:06:28.62 | 42 | 0:03:09.51 | 3 | 0:09:14.17 | 4 | 0:08:00.47 | 8 | | 0:26:52.77 | +0:01:18.85 |
| 9 | 1101 | HOHL Jonathan | GER.1998.35754 | 0:06:13.12 | 14 | 0:03:14.10 | 7 | 0:09:26.35 | 13 | 0:08:01.95 | 9 | | 0:26:55.52 | +0:01:21.60 |
| 10 | 1050 | GAMBA Riccardo | SUI.1990.23312 | 0:06:09.67 | 12 | 0:03:19.75 | 15 | 0:09:23.03 | 5 | 0:08:10.23 | 14 | | 0:27:02.68 | +0:01:28.76 |
| 11 | 1011 | CADUFF Ronny | | 0:06:16.52 | 19 | 0:03:21.75 | 22 | 0:09:25.71 | 11 | 0:07:59.07 | 5 | | 0:27:03.05 | +0:01:29.13 |
| 12 | 1180 | FARFAN HARDER Shawn | | 0:05:56.65 | 4 | 0:03:20.67 | 18 | 0:09:26.17 | 12 | 0:08:22.85 | 23 | | 0:27:06.34 | +0:01:32.42 |













EWS100 RESULTS

| Pos | Plate | Name Team | Nat EWS number | Stage 2 | Pos | Stage 3 | Pos | Stage 4 | Pos | Stage 5 | Pos | Penalties | Time | Gap |
|---------------------|-------|-------------------|---|------------|-----|------------|-----|------------|-----|------------|-----|-----------|-------------------|-------------|
| EWS100 MEN | | | | | | | | | | | | | | |
| 13 | 1027 | TORTORA Daniel |  ITA.2001.36374 | 0:06:22.65 | 34 | 0:03:22.25 | 24 | 0:09:23.38 | 6 | 0:07:58.14 | 4 | | 0:27:06.42 | +0:01:32.50 |
| 14 | 1038 | STEYER Pierre |  FRA.1998.30344 | 0:06:21.33 | 30 | 0:03:24.71 | 29 | 0:09:28.28 | 17 | 0:08:00.22 | 7 | | 0:27:14.54 | +0:01:40.62 |
| 15 | 1113 | RENARD Bastien |  | 0:06:07.65 | 11 | 0:03:22.00 | 23 | 0:09:25.13 | 10 | 0:08:25.87 | 33 | | 0:27:20.65 | +0:01:46.73 |
| 16 | 1042 | KLINGENER Marc |  | 0:06:19.07 | 25 | 0:03:21.57 | 21 | 0:09:31.20 | 19 | 0:08:14.18 | 16 | | 0:27:26.02 | +0:01:52.10 |
| 17 | 1188 | ALICKE Konstantin |  | 0:06:07.53 | 10 | 0:03:23.45 | 25 | 0:09:39.63 | 26 | 0:08:20.18 | 20 | | 0:27:30.79 | +0:01:56.87 |
| 18 | 1021 | ACERBI Tommaso |  ITA.1997.33592 | 0:06:18.55 | 23 | 0:03:15.50 | 8 | 0:09:52.75 | 41 | 0:08:08.63 | 13 | | 0:27:35.43 | +0:02:01.51 |
| 19 | 1118 | MAAG Paul |  GER.1989.34181 | 0:06:15.70 | 17 | 0:03:18.98 | 14 | 0:09:39.92 | 28 | 0:08:21.65 | 21 | | 0:27:36.25 | +0:02:02.33 |
| 20 | 1046 | SONNTAG Oliver |  | 0:06:18.38 | 22 | 0:03:20.68 | 19 | 0:09:35.63 | 23 | 0:08:23.34 | 25 | | 0:27:38.03 | +0:02:04.11 |
| 21 | 1026 | VITI Davide |  ITA.2000.34807 | 0:06:18.78 | 24 | 0:03:33.75 | 56 | 0:09:32.72 | 21 | 0:08:16.05 | 18 | | 0:27:41.30 | +0:02:07.38 |
| 22 | 1017 | GIANOLI Gregory |  | 0:06:29.59 | 44 | 0:03:24.42 | 28 | 0:09:42.70 | 32 | 0:08:08.07 | 12 | | 0:27:44.78 | +0:02:10.86 |
| 23 | 1010 | PALMIERI Vittorio |  | 0:06:24.47 | 36 | 0:03:21.14 | 20 | 0:09:28.11 | 16 | 0:08:32.88 | 42 | | 0:27:46.60 | +0:02:12.68 |
| 24 | 1036 | HANEL Matthias |  GER.1996.23046 | 0:06:24.59 | 37 | 0:03:30.50 | 46 | 0:09:39.68 | 27 | 0:08:17.18 | 19 | | 0:27:51.95 | +0:02:18.03 |













EWS100 RESULTS

| Pos | Plate | Name Team | Nat EWS number | Stage 2 | Pos | Stage 3 | Pos | Stage 4 | Pos | Stage 5 | Pos | Penalties | Time | Gap |
|---------------------|-------|---------------------|--------------------|------------|-----|------------|-----|------------|-----|------------|-----|-----------|-------------------|-------------|
| EWS100 MEN | | | | | | | | | | | | | | |
| 25 | 1137 | BATEMAN Lewis | | 0:06:20.07 | 27 | 0:03:17.91 | 11 | 0:09:49.50 | 37 | 0:08:24.83 | 29 | | 0:27:52.31 | +0:02:18.39 |
| 26 | 1067 | HARTMANN Markus | DEN.2001.37184 | 0:06:22.40 | 32 | 0:03:29.46 | 41 | 0:09:38.83 | 25 | 0:08:21.73 | 22 | | 0:27:52.42 | +0:02:18.50 |
| 27 | 1127 | BANNEWITZ Sebastian | GER.1996.21724 | 0:06:15.75 | 18 | 0:03:25.36 | 33 | 0:09:46.50 | 33 | 0:08:25.10 | 30 | | 0:27:52.71 | +0:02:18.79 |
| 28 | 1109 | HAMER Ethan | AUS.2000.53519 | 0:06:38.42 | 54 | 0:03:23.68 | 26 | 0:09:31.93 | 20 | 0:08:23.62 | 26 | | 0:27:57.65 | +0:02:23.73 |
| 29 | 1049 | FRANCOGLIO Ulysse | FRA.1990.21874 | 0:06:17.29 | 20 | 0:03:25.54 | 34 | 0:09:52.30 | 39 | 0:08:24.32 | 28 | | 0:27:59.45 | +0:02:25.53 |
| 30 | 1025 | DEL PRINCIPE Jacopo | ITA.2000.34840 | 0:06:34.05 | 48 | 0:03:26.65 | 35 | 0:09:35.84 | 24 | 0:08:24.12 | 27 | | 0:28:00.66 | +0:02:26.74 |
| 31 | 1119 | RICHTER Bastian | GER.1994.23331 | 0:06:26.73 | 39 | 0:03:27.95 | 38 | 0:09:30.12 | 18 | 0:08:35.90 | 44 | | 0:28:00.70 | +0:02:26.78 |
| 32 | 1069 | VENDELBO Marcus | | 0:06:26.52 | 38 | 0:03:25.30 | 32 | 0:09:48.55 | 36 | 0:08:25.12 | 31 | | 0:28:05.49 | +0:02:31.57 |
| 33 | 1052 | GUERIN Cedric | FRA.1992.23190 | 0:06:19.45 | 26 | 0:03:23.75 | 27 | 0:09:55.49 | 43 | 0:08:27.97 | 36 | | 0:28:06.66 | +0:02:32.74 |
| 34 | 1099 | DE SIMONE Max | GER.1992.39102 | 0:06:22.55 | 33 | 0:03:20.55 | 17 | 0:09:52.35 | 40 | 0:08:31.57 | 40 | | 0:28:07.02 | +0:02:33.10 |
| 35 | 1006 | MASOTTI Filippo | ITA.2000.21391 | 0:06:34.30 | 49 | 0:03:32.47 | 50 | 0:09:40.15 | 29 | 0:08:26.15 | 34 | | 0:28:13.07 | +0:02:39.15 |
| 36 | 1121 | CAVIGLIA Maxime | | 0:06:22.00 | 31 | 0:03:25.25 | 31 | 0:10:00.96 | 49 | 0:08:31.19 | 39 | | 0:28:19.40 | +0:02:45.48 |













EWS100 RESULTS

| Pos | Plate | Name Team | Nat EWS number | Stage 2 | Pos | Stage 3 | Pos | Stage 4 | Pos | Stage 5 | Pos | Penalties | Time | Gap |
|---------------------|-------|-------------------|--|------------|-----|------------|-----|------------|-----|------------|-----|-----------|-------------------|-------------|
| EWS100 MEN | | | | | | | | | | | | | | |
| 37 | 1059 | HAEDERLI Sylvain |  + | 0:06:41.85 | 58 | 0:03:30.08 | 43 | 0:09:41.57 | 31 | 0:08:27.68 | 35 | | 0:28:21.18 | +0:02:47.26 |
| 38 | 1198 | SCHODDE Raphael |  + | 0:06:20.07 | 27 | 0:03:28.07 | 40 | 0:09:58.23 | 46 | 0:08:37.23 | 45 | | 0:28:23.60 | +0:02:49.68 |
| 39 | 1112 | GRENIER Romain |  FRA.1999.21366 | 0:06:56.66 | 75 | 0:03:18.53 | 13 | 0:09:46.81 | 34 | 0:08:23.00 | 24 | | 0:28:25.00 | +0:02:51.08 |
| 40 | 1068 | KJELDSEN Frederik |  + | 0:06:21.30 | 29 | 0:03:29.85 | 42 | 0:09:50.94 | 38 | 0:08:43.01 | 47 | | 0:28:25.10 | +0:02:51.18 |
| 41 | 1125 | SKARUPA Mark |  BRA.1996.31923 | 0:06:30.03 | 45 | 0:03:30.08 | 43 | 0:09:47.38 | 35 | 0:08:44.86 | 48 | | 0:28:32.35 | +0:02:58.43 |
| 42 | 1108 | ALBRECHT Jasper |  AUS.1999.53516 | 0:06:38.88 | 55 | 0:03:33.50 | 54 | 0:09:54.20 | 42 | 0:08:32.35 | 41 | | 0:28:38.93 | +0:03:05.01 |
| 43 | 1240 | LANZ Pascal |  + | 0:06:33.05 | 47 | 0:03:33.53 | 55 | 0:10:00.47 | 48 | 0:08:34.72 | 43 | | 0:28:41.77 | +0:03:07.85 |
| 44 | 1189 | KIEFFER Gerald |  + | 0:06:26.88 | 41 | 0:03:31.72 | 49 | 0:10:06.35 | 52 | 0:08:47.17 | 50 | | 0:28:52.12 | +0:03:18.20 |
| 45 | 1048 | JOURDIN Hubert |  FRA.1991.50784 | 0:06:54.22 | 74 | 0:03:32.55 | 52 | 0:09:59.04 | 47 | 0:08:30.13 | 38 | | 0:28:55.94 | +0:03:22.02 |
| 46 | 1096 | HAERING Simon |  GER.2001.36679 | 0:06:26.87 | 40 | 0:03:37.95 | 68 | 0:10:02.88 | 50 | 0:08:50.67 | 52 | | 0:28:58.37 | +0:03:24.45 |
| 47 | 1117 | SPIESSL Lukas |  GER.1998.33053 | 0:06:36.58 | 53 | 0:03:31.44 | 47 | 0:10:04.11 | 51 | 0:08:49.58 | 51 | | 0:29:01.71 | +0:03:27.79 |
| 48 | 1097 | EGE Moritz |  GER.1994.27870 | 0:06:35.00 | 52 | 0:03:37.65 | 67 | 0:09:58.17 | 45 | 0:08:59.75 | 59 | | 0:29:10.57 | +0:03:36.65 |













EWS100 RESULTS

| Pos | Plate | Name Team | Nat EWS number | Stage 2 | Pos | Stage 3 | Pos | Stage 4 | Pos | Stage 5 | Pos | Penalties | Time | Gap |
|---------------------|-------|--------------------------------------|---|------------|-----|------------|-----|------------|-----|------------|-----|-----------|-------------------|-------------|
| EWS100 MEN | | | | | | | | | | | | | | |
| 49 | 1039 | HABEGGER Michael |  SUI.1997.36779 | 0:06:13.40 | 15 | 0:03:27.95 | 38 | 0:10:42.69 | 75 | 0:08:51.40 | 54 | | 0:29:15.44 | +0:03:41.52 |
| 50 | 1098 | GUSE Steffen |  | 0:06:07.08 | 9 | 0:05:06.85 | 96 | 0:09:35.10 | 22 | 0:08:27.98 | 37 | | 0:29:17.01 | +0:03:43.09 |
| 51 | 1134 | CUNNINGHAM Philip |  GER.1990.40511 | 0:06:34.95 | 51 | 0:03:34.23 | 58 | 0:10:07.88 | 53 | 0:10:04.07 | 84 | | 0:29:17.13 | +0:03:43.21 |
| 52 | 1184 | LAVOLE Thomas |  | 0:06:40.80 | 57 | 0:03:24.81 | 30 | 0:10:14.23 | 58 | 0:08:59.05 | 58 | | 0:29:18.89 | +0:03:44.97 |
| 53 | 1143 | BAUER Benedikt |  | 0:06:42.40 | 60 | 0:03:38.42 | 69 | 0:10:13.50 | 55 | 0:08:47.03 | 49 | | 0:29:21.35 | +0:03:47.43 |
| 54 | 1008 | SHERRIFF Owen |  GBR.2000.40196 | 0:06:46.97 | 65 | 0:03:43.13 | 73 | 0:09:57.00 | 44 | 0:08:58.22 | 57 | | 0:29:25.32 | +0:03:51.40 |
| 55 | 1193 | FROSCH Arnaud |  | 0:06:29.37 | 43 | 0:03:35.15 | 60 | 0:10:31.71 | 68 | 0:08:50.75 | 53 | | 0:29:26.98 | +0:03:53.06 |
| 56 | 1016 | SANTORO Mattia WeRide Racing Team |  SUI.1997.35760 | 0:06:51.85 | 69 | 0:03:37.47 | 66 | 0:10:20.18 | 63 | 0:08:42.86 | 46 | | 0:29:32.36 | +0:03:58.44 |
| 57 | 1192 | PAGNAMENTA Mattia |  | 0:06:34.48 | 50 | 0:03:32.50 | 51 | 0:10:28.67 | 66 | 0:09:04.45 | 63 | | 0:29:40.10 | +0:04:06.18 |
| 58 | 1110 | FISCHER Nikolai |  GER.1999.26223 | 0:06:39.12 | 56 | 0:03:38.75 | 70 | 0:10:14.03 | 56 | 0:09:59.91 | 83 | | 0:29:41.81 | +0:04:07.89 |
| 59 | 1041 | GAUSS Jonas |  | 0:07:07.42 | 79 | 0:03:27.52 | 36 | 0:10:14.05 | 57 | 0:08:53.23 | 55 | | 0:29:42.22 | +0:04:08.30 |
| 60 | 1115 | MOLITOR Marvin |  | 0:06:43.63 | 62 | 0:03:37.19 | 65 | 0:10:15.28 | 61 | 0:09:10.37 | 68 | | 0:29:46.47 | +0:04:12.55 |













EWS100 RESULTS

| Pos | Plate | Name Team | Nat EWS number | Stage 2 | Pos | Stage 3 | Pos | Stage 4 | Pos | Stage 5 | Pos | Penalties | Time | Gap |
|---------------------|-------|-----------------|---|------------|-----|------------|-----|------------|-----|------------|-----|-----------|-------------------|-------------|
| EWS100 MEN | | | | | | | | | | | | | | |
| 61 | 1194 | GASS Victor |  | 0:06:46.08 | 63 | 0:03:41.72 | 71 | 0:10:27.70 | 65 | 0:09:01.53 | 61 | | 0:29:57.03 | +0:04:23.11 |
| 62 | 1202 | ROH Julien |  | 0:06:42.50 | 61 | 0:03:37.10 | 64 | 0:10:30.87 | 67 | 0:09:07.62 | 66 | | 0:29:58.09 | +0:04:24.17 |
| 63 | 1195 | GOMEZ Christian |  | 0:06:41.93 | 59 | 0:03:30.30 | 45 | 0:10:41.29 | 74 | 0:09:05.12 | 64 | | 0:29:58.64 | +0:04:24.72 |
| 64 | 1123 | DUFAUD Thomas |  FRA.1996.22335 | 0:06:46.55 | 64 | 0:03:49.30 | 80 | 0:10:15.03 | 60 | 0:09:14.22 | 71 | | 0:30:05.10 | +0:04:31.18 |
| 65 | 1197 | BRAKOWSKI Timo |  | 0:06:52.42 | 72 | 0:03:36.93 | 63 | 0:10:19.25 | 62 | 0:09:18.60 | 73 | | 0:30:07.20 | +0:04:33.28 |
| 66 | 1224 | CUNCHE Nicolas |  | 0:07:04.25 | 77 | 0:03:33.13 | 53 | 0:10:20.23 | 64 | 0:09:11.61 | 70 | | 0:30:09.22 | +0:04:35.30 |
| 67 | 1023 | DANTE Francesco |  ITA.1999.38622 | 0:07:28.13 | 86 | 0:03:33.75 | 56 | 0:10:12.53 | 54 | 0:09:03.77 | 62 | | 0:30:18.18 | +0:04:44.26 |
| 68 | 1136 | ALDERTON Will |  | 0:06:49.75 | 67 | 0:03:43.14 | 74 | 0:10:37.13 | 71 | 0:09:11.45 | 69 | | 0:30:21.47 | +0:04:47.55 |
| 69 | 1043 | MURPHY Jason |  IRL.1990.40458 | 0:06:52.24 | 70 | 0:03:36.66 | 62 | 0:10:14.34 | 59 | 0:09:38.27 | 78 | | 0:30:21.51 | +0:04:47.59 |
| 70 | 1135 | POMPALLA Phil |  GER.1995.36715 | 0:07:05.13 | 78 | 0:03:34.89 | 59 | 0:10:39.20 | 72 | 0:09:07.85 | 67 | | 0:30:27.07 | +0:04:53.15 |
| 71 | 1056 | ZURBRUGG Rolf |  SUI.1989.38112 | 0:07:08.62 | 81 | 0:03:47.79 | 78 | 0:10:40.58 | 73 | 0:08:56.70 | 56 | | 0:30:33.69 | +0:04:59.77 |
| 72 | 1140 | TAUTORAT Per |  GER.1990.33559 | 0:06:52.35 | 71 | 0:03:35.57 | 61 | 0:10:36.64 | 70 | 0:09:29.28 | 75 | | 0:30:33.84 | +0:04:59.92 |

EWS100 RESULTS

| Pos | Plate | Name Team | Nat EWS number | Stage 2 | Pos | Stage 3 | Pos | Stage 4 | Pos | Stage 5 | Pos | Penalties | Time | Gap |
|---------------------|-------|---------------------|--|------------|-----|------------|-----|------------|-----|------------|-----|-----------|-------------------|-------------|
| EWS100 MEN | | | | | | | | | | | | | | |
| 73 | 1138 | BLANC Xavier |  | 0:06:51.05 | 68 | 0:03:43.57 | 75 | 0:10:53.40 | 78 | 0:09:06.47 | 65 | | 0:30:34.49 | +0:05:00.57 |
| 74 | 1201 | SENN Alexandre |  | 0:07:01.47 | 76 | 0:03:46.85 | 77 | 0:10:55.22 | 80 | 0:08:59.77 | 60 | | 0:30:43.31 | +0:05:09.39 |
| 75 | 1030 | MORICONI Gabriele |  | 0:07:07.60 | 80 | 0:03:49.65 | 81 | 0:10:35.62 | 69 | 0:09:21.42 | 74 | | 0:30:54.29 | +0:05:20.37 |
| 76 | 1080 | GERECKE Felix |  | 0:06:49.50 | 66 | 0:03:56.91 | 83 | 0:10:51.57 | 77 | 0:09:18.34 | 72 | | 0:30:56.32 | +0:05:22.40 |
| 77 | 1040 | ANGIOLINI Sebastien |  SUI.1993.21614 | 0:06:18.15 | 21 | 0:03:16.37 | 10 | 0:13:20.79 | 94 | 0:08:15.18 | 17 | | 0:31:10.49 | +0:05:36.57 |
| 78 | 1196 | MARTI Dylan |  | 0:06:53.45 | 73 | 0:03:46.38 | 76 | 0:11:43.14 | 87 | 0:09:38.57 | 79 | | 0:32:01.54 | +0:06:27.62 |
| 79 | 1104 | TISSIERES Zachariah |  | 0:07:28.33 | 87 | 0:03:54.55 | 82 | 0:11:07.30 | 81 | 0:09:41.25 | 81 | | 0:32:11.43 | +0:06:37.51 |
| 80 | 1144 | VYKOUPIK Jan |  CZE.1992.33797 | 0:07:39.95 | 88 | 0:04:03.62 | 88 | 0:11:21.43 | 82 | 0:09:37.37 | 77 | | 0:32:42.37 | +0:07:08.45 |
| 81 | 1200 | BILLINGER Jacky |  SUI.1991.39970 | 0:07:20.05 | 83 | 0:03:59.11 | 85 | 0:11:39.10 | 84 | 0:09:45.52 | 82 | | 0:32:43.78 | +0:07:09.86 |
| 82 | 1081 | BACH Raphael |  | 0:07:40.32 | 89 | 0:04:01.28 | 87 | 0:11:24.92 | 83 | 0:10:10.07 | 85 | | 0:33:16.59 | +0:07:42.67 |
| 83 | 1227 | CANIONCQ Julien |  | 0:07:26.30 | 85 | 0:04:17.54 | 91 | 0:11:40.69 | 85 | 0:10:19.96 | 87 | | 0:33:44.49 | +0:08:10.57 |
| 84 | 1116 | HACKER Korbinian |  | 0:09:33.07 | 96 | 0:03:42.00 | 72 | 0:10:54.92 | 79 | 0:09:38.63 | 80 | | 0:33:48.62 | +0:08:14.70 |









EWS100 RESULTS

| Pos | Plate | Name Team | Nat EWS number | Stage 2 | Pos | Stage 3 | Pos | Stage 4 | Pos | Stage 5 | Pos | Penalties | Time | Gap |
|---------------------|-------|--------------------|---|------------|-----|------------|-----|------------|-----|------------|-----|-----------|-------------------|-------------|
| EWS100 MEN | | | | | | | | | | | | | | |
| 85 | 1070 | KRISTIANSEN Simon |  DEN.1999.40200 | 0:07:41.12 | 91 | 0:04:28.45 | 93 | 0:11:42.17 | 86 | 0:10:22.55 | 88 | | 0:34:14.29 | +0:08:40.37 |
| 86 | 1204 | DAVIES Barnaby |  | 0:08:18.25 | 93 | 0:04:19.51 | 92 | 0:12:11.33 | 89 | 0:10:19.17 | 86 | | 0:35:08.26 | +0:09:34.34 |
| 87 | 1228 | DEPOTTER Florian |  | 0:07:41.03 | 90 | 0:04:12.60 | 90 | 0:12:31.93 | 90 | 0:10:52.20 | 90 | | 0:35:17.76 | +0:09:43.84 |
| 88 | 1185 | REBELO Michael |  | 0:08:23.85 | 94 | 0:04:10.20 | 89 | 0:11:55.77 | 88 | 0:10:59.88 | 91 | | 0:35:29.70 | +0:09:55.78 |
| 89 | 1129 | PEDERSEN Casper |  | 0:07:26.19 | 84 | 0:03:57.12 | 84 | 0:13:11.23 | 93 | 0:11:38.05 | 93 | | 0:36:12.59 | +0:10:38.67 |
| 90 | 1183 | VAN CAPPELLEN Theo |  | 0:08:49.02 | 95 | 0:04:30.58 | 95 | 0:13:09.97 | 92 | 0:11:01.20 | 92 | | 0:37:30.77 | +0:11:56.85 |
| 91 | 1082 | SCHAUB Robin |  | 0:06:30.17 | 46 | 0:03:31.54 | 48 | 0:20:05.44 | 96 | 0:08:25.17 | 32 | | 0:38:32.32 | +0:12:58.40 |
| 92 | 1120 | PITOT Alois |  | 0:14:42.10 | 97 | 0:04:29.04 | 94 | 0:12:41.93 | 91 | 0:10:42.12 | 89 | | 0:42:35.19 | +0:17:01.27 |
| 93 | 1128 | PETERSEN Nicklas |  | 0:07:44.48 | 92 | 0:04:00.87 | 86 | 0:15:40.40 | 95 | 0:15:13.18 | 94 | | 0:42:38.93 | +0:17:05.01 |
| DNF | 1225 | AUGAY Baptiste |  | 0:32:51.78 | 98 | | | 0:10:44.14 | 76 | 0:09:30.58 | 76 | | | |
| DNF | 1105 | SCHELBERT Aron |  SUI.2000.24501 | 0:06:15.44 | 16 | 0:03:20.19 | 16 | 0:09:27.57 | 15 | | | | | |
| DNF | 1102 | RAMSPERGER Henrik |  | 0:06:24.31 | 35 | 0:03:27.65 | 37 | 0:09:40.40 | 30 | | | | | |




EWS100 RESULTS

| Pos | Plate | Name Team | Nat EWS number | Stage 2 | Pos | Stage 3 | Pos | Stage 4 | Pos | Stage 5 | Pos | Penalties | Time | Gap |
|-----|-------|--------------|-------------------|---------|-----|---------|-----|---------|-----|---------|-----|-----------|------|-----|
|-----|-------|--------------|-------------------|---------|-----|---------|-----|---------|-----|---------|-----|-----------|------|-----|

EWS100 | MEN

| | | | | | | | | | | | | | | |
|-----|------|---------------------|---|------------|----|------------|----|--|--|--|--|--|--|--|
| DNF | 1055 | KANNENBERG Manuel |  | 0:07:08.83 | 82 | 0:03:48.70 | 79 | | | | | | | |
| DNF | 1103 | JONES Ben |  GBR.2001.38851 | 0:06:01.30 | 6 | 0:05:14.57 | 97 | | | | | | | |
| DNS | 1007 | ROLLASON Harvey |  GBR.2001.25825 | | | | | | | | | | | |
| DNS | 1037 | FAUVELET Clement |  FRA.1995.25883 | | | | | | | | | | | |
| DNS | 1132 | MUENTENER Alexander |  SUI.1995.36938 | | | | | | | | | | | |
| DNS | 1191 | MEISNER Julian |  | | | | | | | | | | | |
| DNS | 1145 | MONDRIK Petr |  | | | | | | | | | | | |
| DNS | 1130 | VEISE Jonas |  | | | | | | | | | | | |












EWS100 | MEN | Master 35+

| | | | | | | | | | | | | | | |
|---|------|-------------------|---|-------------------|---|-------------------|---|-------------------|---|-------------------|---|--|-------------------|-------------|
| 1 | 1061 | MARSHALL Luke |  GBR.1984.33414 | <u>0:06:15.71</u> | 1 | <u>0:03:15.10</u> | 1 | <u>0:09:24.03</u> | 1 | <u>0:08:08.23</u> | 1 | | 0:27:03.07 | |
| 2 | 1208 | CHIANDUSSI Lionel |  | 0:06:17.90 | 2 | 0:03:20.35 | 2 | 0:09:32.83 | 2 | 0:08:20.67 | 2 | | 0:27:31.75 | +0:00:28.68 |
| 3 | 1062 | GASPARD Gregory |  FRA.1982.35762 | 0:06:22.13 | 4 | 0:03:31.03 | 9 | 0:09:55.70 | 7 | 0:08:33.38 | 8 | | 0:28:22.24 | +0:01:19.17 |











EWS100 RESULTS

| Pos | Plate | Name Team | Nat EWS number | Stage 2 | Pos | Stage 3 | Pos | Stage 4 | Pos | Stage 5 | Pos | Penalties | Time | Gap |
|----------------------------------|-------|-----------------------------------|---|------------|-----|------------|-----|------------|-----|------------|-----|-----------|-------------------|-------------|
| EWS100 MEN Master 35+ | | | | | | | | | | | | | | |
| 4 | 1060 | KIESER Alexander |  GER.1987.36855 | 0:06:25.10 | 6 | 0:03:22.66 | 3 | 0:10:13.93 | 15 | 0:08:21.96 | 3 | | 0:28:23.65 | +0:01:20.58 |
| 5 | 1015 | ZENONE Luca WeRide Racing Team |  SUI.1987.22664 | 0:06:38.42 | 10 | 0:03:29.90 | 5 | 0:09:41.95 | 4 | 0:08:34.03 | 9 | | 0:28:24.30 | +0:01:21.23 |
| 6 | 1014 | PARGMANN Urs |  SUI.1983.22348 | 0:06:43.22 | 14 | 0:03:31.02 | 8 | 0:09:41.00 | 3 | 0:08:29.78 | 7 | | 0:28:25.02 | +0:01:21.95 |
| 7 | 1114 | ARZBERGER Fabian |  GER.1987.36855 | 0:06:22.00 | 3 | 0:03:26.80 | 4 | 0:10:13.30 | 14 | 0:08:24.40 | 5 | | 0:28:26.50 | +0:01:23.43 |
| 8 | 1031 | TONI Filippo |  ITA.1987.33520 | 0:06:40.07 | 12 | 0:03:39.00 | 14 | 0:09:42.03 | 5 | 0:08:28.48 | 6 | | 0:28:29.58 | +0:01:26.51 |
| 9 | 1211 | MUELLER Matthias |  SUI.1979.51050 | 0:06:30.17 | 9 | 0:03:34.79 | 12 | 0:10:03.83 | 11 | 0:08:22.50 | 4 | | 0:28:31.29 | +0:01:28.22 |
| 10 | 1209 | MUELLENER Christian |  SUI.1979.51050 | 0:06:26.35 | 7 | 0:03:30.19 | 6 | 0:09:55.61 | 6 | 0:08:40.61 | 10 | | 0:28:32.76 | +0:01:29.69 |
| 11 | 1057 | MILANI Olivier |  SUI.1979.51050 | 0:06:23.27 | 5 | 0:03:32.65 | 10 | 0:10:00.65 | 8 | 0:08:43.45 | 11 | | 0:28:40.02 | +0:01:36.95 |
| 12 | 1219 | CHRISTIAN Kai |  GER.1980.37535 | 0:06:28.00 | 8 | 0:03:36.21 | 13 | 0:10:02.31 | 10 | 0:08:48.37 | 12 | | 0:28:54.89 | +0:01:51.82 |
| 13 | 1146 | GALEAZZI Mattia |  ITA.1987.33520 | 0:06:41.50 | 13 | 0:03:41.10 | 15 | 0:10:01.43 | 9 | 0:08:48.42 | 13 | | 0:29:12.45 | +0:02:09.38 |
| 14 | 1133 | FREY Soren |  GER.1980.37535 | 0:06:38.90 | 11 | 0:03:34.05 | 11 | 0:10:04.89 | 12 | 0:09:19.00 | 18 | | 0:29:36.84 | +0:02:33.77 |
| 15 | 1139 | REICHMANN Matthias |  GER.1980.37535 | 0:07:02.49 | 17 | 0:03:50.25 | 24 | 0:10:22.63 | 17 | 0:08:56.43 | 15 | | 0:30:11.80 | +0:03:08.73 |








EWS100 RESULTS

| Pos | Plate | Name Team | Nat EWS number | Stage 2 | Pos | Stage 3 | Pos | Stage 4 | Pos | Stage 5 | Pos | Penalties | Time | Gap |
|----------------------------------|-------|------------------------------|---|------------|-----|------------|-----|------------|-----|------------|-----|-----------|-------------------|-------------|
| EWS100 MEN Master 35+ | | | | | | | | | | | | | | |
| 16 | 1013 | KUENZI Alexander |  + | 0:07:26.87 | 23 | 0:03:47.25 | 21 | 0:10:13.21 | 13 | 0:08:56.10 | 14 | | 0:30:23.43 | +0:03:20.36 |
| 17 | 1150 | STREHL Sebastian |  GER.1982.50963 | 0:06:51.73 | 15 | 0:03:30.55 | 7 | 0:11:08.73 | 23 | 0:09:01.63 | 16 | | 0:30:32.64 | +0:03:29.57 |
| 18 | 1232 | FERNANDEZ MERCADERE Jaime |  ESP.1978.37591 | 0:07:11.53 | 21 | 0:03:46.63 | 19 | 0:10:32.75 | 18 | 0:09:05.40 | 17 | | 0:30:36.31 | +0:03:33.24 |
| 19 | 1065 | JAKOBSEN Glenn |  DEN.1981.36952 | 0:07:06.97 | 19 | 0:03:48.68 | 22 | 0:10:20.62 | 16 | 0:09:32.08 | 20 | | 0:30:48.35 | +0:03:45.28 |
| 20 | 1152 | ANGLY Florent |  | 0:07:06.35 | 18 | 0:03:47.00 | 20 | 0:10:49.84 | 21 | 0:09:39.60 | 23 | | 0:31:22.79 | +0:04:19.72 |
| 21 | 1230 | ASPEGREN Gustaf |  SWE.1980.25722 | 0:06:58.43 | 16 | 0:03:41.65 | 16 | 0:11:17.64 | 24 | 0:09:28.02 | 19 | | 0:31:25.74 | +0:04:22.67 |
| 22 | 1151 | LOVATO Christian |  | 0:07:27.62 | 24 | 0:03:45.70 | 17 | 0:10:39.27 | 20 | 0:09:34.20 | 21 | | 0:31:26.79 | +0:04:23.72 |
| 23 | 1203 | LYAL Alexander |  | 0:07:12.70 | 22 | 0:03:50.14 | 23 | 0:10:59.35 | 22 | 0:09:45.40 | 24 | | 0:31:47.59 | +0:04:44.52 |
| 24 | 1147 | WESSANG Geoffrey |  FRA.1986.36756 | 0:07:45.43 | 26 | 0:03:46.53 | 18 | 0:10:37.00 | 19 | 0:10:15.86 | 25 | | 0:32:24.82 | +0:05:21.75 |
| 25 | 1207 | GIOVANNINI Alan |  SUI.1985.52057 | 0:07:36.90 | 25 | 0:03:57.25 | 26 | 0:11:18.60 | 25 | 0:09:37.55 | 22 | | 0:32:30.30 | +0:05:27.23 |
| 26 | 1047 | MARIE Frederic |  | 0:08:16.95 | 27 | 0:04:22.51 | 28 | 0:11:56.82 | 26 | 0:10:37.96 | 26 | | 0:35:14.24 | +0:08:11.17 |












EWS100 RESULTS

| Pos | Plate | Name Team | Nat EWS number | Stage 2 | Pos | Stage 3 | Pos | Stage 4 | Pos | Stage 5 | Pos | Penalties | Time | Gap |
|----------------------------------|-------|--------------------------|---|-------------------|----------|-------------------|-----|-------------------|----------|-------------------|-----|-----------|-------------------|-------------|
| EWS100 MEN Master 35+ | | | | | | | | | | | | | | |
| 27 | 1149 | RUSSELL Jamie |  CAN.1983.24428 | 0:08:31.94 | 28 | 0:04:15.65 | 27 | 0:12:20.10 | 27 | 0:11:20.52 | 27 | | 0:36:28.21 | +0:09:25.14 |
| 28 | 1229 | VAN CAPPELLEN Jan-Willem |  NED.1984.50635 | 0:12:17.10 | 29 | 0:06:12.42 | 29 | 0:17:54.85 | 29 | 0:19:42.25 | 28 | | 0:56:06.62 | +0:29:03.55 |
| DNF | 1220 | VUADENS Francois |  | 0:07:09.87 | 20 | 0:03:52.45 | 25 | 0:15:03.92 | 28 | | | | | |
| DNS | 1216 | RIESTRA BELTRAN Manuel |  MEX.1979.25342 | | | | | | | | | | | |
| DNS | 1058 | TIREFORT Fabrice |  | | | | | | | | | | | |
| DNS | 1054 | STEINBACH Tobias |  GER.1982.22663 | | | | | | | | | | | |
| EWS100 MEN Master 45+ | | | | | | | | | | | | | | |
| 1 | 1221 | COMOLA Andrea |  | <u>0:06:24.72</u> | <u>1</u> | 0:03:28.60 | 2 | <u>0:09:50.34</u> | <u>1</u> | 0:08:32.90 | 2 | | 0:28:16.56 | |
| 2 | 1153 | GRANBY Chay |  | 0:06:31.57 | 2 | <u>0:03:26.27</u> | 1 | 0:09:56.60 | 2 | <u>0:08:29.44</u> | 1 | | 0:28:23.88 | +0:00:07.32 |
| 3 | 1063 | MARTINEZ Jean Yves |  | 0:06:34.22 | 3 | 0:03:34.81 | 3 | 0:09:59.89 | 3 | 0:08:39.30 | 3 | | 0:28:48.22 | +0:00:31.66 |
| 4 | 1258 | STOFER Markus |  | 0:06:57.75 | 4 | 0:03:51.70 | 12 | 0:10:56.20 | 7 | 0:09:05.75 | 4 | | 0:30:51.40 | +0:02:34.84 |












EWS100 RESULTS

| Pos | Plate | Name Team | Nat EWS number | Stage 2 | Pos | Stage 3 | Pos | Stage 4 | Pos | Stage 5 | Pos | Penalties | Time | Gap |
|----------------------------------|-------|--------------------|---|------------|-----|------------|-----|------------|-----|------------|-----|-----------|-------------------|-------------|
| EWS100 MEN Master 45+ | | | | | | | | | | | | | | |
| 5 | 1064 | LAUSTSEN Nikolaj |  DEN.1977.38783 | 0:07:04.60 | 5 | 0:03:46.45 | 6 | 0:10:40.65 | 4 | 0:09:33.11 | 6 | | 0:31:04.81 | +0:02:48.25 |
| 6 | 1157 | BLANC Gerard |  | 0:07:12.98 | 7 | 0:03:44.90 | 4 | 0:10:54.27 | 6 | 0:09:34.62 | 8 | | 0:31:26.77 | +0:03:10.21 |
| 7 | 1160 | ABATE Emmanuel |  | 0:07:39.83 | 14 | 0:03:51.08 | 11 | 0:10:53.50 | 5 | 0:09:26.00 | 5 | | 0:31:50.41 | +0:03:33.85 |
| 8 | 1161 | SVANOSIO Luigi |  | 0:07:09.23 | 6 | 0:03:45.80 | 5 | 0:11:08.30 | 8 | 0:09:55.33 | 12 | | 0:31:58.66 | +0:03:42.10 |
| 9 | 1217 | PAL Stefan |  GER.1969.26184 | 0:07:18.33 | 9 | 0:03:59.24 | 13 | 0:11:14.47 | 11 | 0:09:37.75 | 9 | | 0:32:09.79 | +0:03:53.23 |
| 10 | 1222 | ROLSER Tobias |  | 0:07:27.53 | 11 | 0:03:49.03 | 10 | 0:11:11.80 | 10 | 0:09:50.35 | 10 | | 0:32:18.71 | +0:04:02.15 |
| 11 | 1162 | BARONI Francesco |  | 0:07:15.82 | 8 | 0:03:59.98 | 14 | 0:11:10.98 | 9 | 0:09:59.08 | 13 | | 0:32:25.86 | +0:04:09.30 |
| 12 | 1212 | GIUSTO Cristiano |  | 0:07:39.30 | 13 | 0:03:48.70 | 9 | 0:11:24.65 | 15 | 0:09:34.33 | 7 | | 0:32:26.98 | +0:04:10.42 |
| 13 | 1213 | WALD Manfred |  | 0:07:33.10 | 12 | 0:03:47.35 | 7 | 0:11:15.93 | 12 | 0:09:54.78 | 11 | | 0:32:31.16 | +0:04:14.60 |
| 14 | 1242 | POOLE Tim |  | 0:08:39.28 | 16 | 0:04:02.53 | 15 | 0:11:21.31 | 13 | 0:10:24.07 | 14 | | 0:34:27.19 | +0:06:10.63 |
| 15 | 1233 | MENTEK Laurent |  FRA.1974.37316 | 0:08:08.50 | 15 | 0:04:12.37 | 16 | 0:11:37.03 | 16 | 0:11:34.83 | 15 | | 0:35:32.73 | +0:07:16.17 |
| 16 | 1158 | CONDAMINES Jacques |  | 0:07:19.46 | 10 | 0:03:47.43 | 8 | 0:11:22.20 | 14 | 0:18:59.37 | 16 | | 0:41:28.46 | +0:13:11.90 |

EWS100 RESULTS

| Pos | Plate | Name Team | Nat EWS number | Stage 2 | Pos | Stage 3 | Pos | Stage 4 | Pos | Stage 5 | Pos | Penalties | Time | Gap |
|----------------------------------|-------|------------------|---|-------------------|-----|-------------------|-----|-------------------|-----|-------------------|-----|-----------|-------------------|-------------|
| EWS100 MEN Master 45+ | | | | | | | | | | | | | | |
| DNF | 1154 | HAGMANN Rene |  SUI.1975.38749 | 0:15:35.78 | 17 | | | | | | | | | |
| DNS | 1159 | COIFFARD Regis |  | | | | | | | | | | | |
| DNS | 1214 | RUFER Roland |  SUI.1964.36955 | | | | | | | | | | | |
| EWS100 MEN Under 21 | | | | | | | | | | | | | | |
| 1 | 1029 | CALONACI Tommaso |  ITA.2002.50919 | 0:06:00.40 | 2 | <u>0:03:04.35</u> | 1 | <u>0:08:59.75</u> | 1 | <u>0:07:36.59</u> | 1 | | 0:25:41.09 | |
| 2 | 1090 | PETIOT Mathis |  FRA.2002.34271 | <u>0:05:56.43</u> | 1 | 0:03:14.07 | 5 | 0:09:08.75 | 2 | 0:08:06.32 | 6 | | 0:26:07.37 | +0:00:26.28 |
| 3 | 1019 | MINUTY Selim |  SUI.1964.36955 | 0:06:06.25 | 3 | 0:03:16.48 | 7 | 0:09:10.18 | 3 | 0:07:45.35 | 2 | | 0:26:18.26 | +0:00:37.17 |
| 4 | 1004 | MORVAN Martin |  FRA.2002.33776 | 0:06:15.73 | 10 | 0:03:11.30 | 2 | 0:09:14.07 | 4 | 0:07:50.36 | 3 | | 0:26:31.46 | +0:00:50.37 |
| 5 | 1076 | KEW Ross |  RSA.2002.34271 | 0:06:14.90 | 7 | 0:03:11.68 | 4 | 0:09:21.45 | 6 | 0:08:06.43 | 7 | | 0:26:54.46 | +0:01:13.37 |
| 6 | 1003 | FLEURY Mathis |  FRA.2003.33539 | 0:06:15.07 | 8 | 0:03:19.81 | 12 | 0:09:23.23 | 7 | 0:07:57.75 | 4 | | 0:26:55.86 | +0:01:14.77 |
| 7 | 1172 | SIBELLAS Jeremi |  FRA.2005.50986 | 0:06:11.08 | 5 | 0:03:15.20 | 6 | 0:09:34.37 | 11 | 0:08:02.89 | 5 | | 0:27:03.54 | +0:01:22.45 |
| 8 | 1022 | BIAMINO Igor |  ITA.2004.38587 | 0:06:19.95 | 16 | 0:03:23.17 | 14 | 0:09:19.85 | 5 | 0:08:09.91 | 9 | | 0:27:12.88 | +0:01:31.79 |













EWS100 RESULTS

| Pos | Plate | Name Team | Nat EWS number | Stage 2 | Pos | Stage 3 | Pos | Stage 4 | Pos | Stage 5 | Pos | Penalties | Time | Gap |
|--------------------------------|-------|-----------------------------|---|------------|-----|------------|-----|------------|-----|------------|-----|-----------|-------------------|-------------|
| EWS100 MEN Under 21 | | | | | | | | | | | | | | |
| 9 | 1088 | KIEFFER Ludovic |  | 0:06:10.68 | 4 | 0:03:17.87 | 9 | 0:09:35.61 | 15 | 0:09:23.64 | 35 | | 0:27:14.40 | +0:01:33.31 |
| 10 | 1034 | HERBERTH Armin |  GER.2002.37068 | 0:06:19.90 | 15 | 0:03:23.43 | 16 | 0:09:26.10 | 9 | 0:08:14.11 | 11 | | 0:27:23.54 | +0:01:42.45 |
| 11 | 1002 | DUPONT Raphael |  FRA.2004.39181 | 0:06:31.27 | 27 | 0:03:18.05 | 10 | 0:09:23.78 | 8 | 0:08:10.57 | 10 | | 0:27:23.67 | +0:01:42.58 |
| 12 | 1091 | MASSALOUX Thibault |  | 0:06:21.78 | 20 | 0:03:17.28 | 8 | 0:09:33.25 | 10 | 0:08:18.85 | 16 | | 0:27:31.16 | +0:01:50.07 |
| 13 | 1086 | LEBACQ Alexandre |  | 0:06:19.97 | 17 | 0:03:25.22 | 19 | 0:09:34.77 | 12 | 0:08:15.66 | 13 | | 0:27:35.62 | +0:01:54.53 |
| 14 | 1171 | MATTHIAS Karl |  | 0:06:15.32 | 9 | 0:03:27.67 | 24 | 0:09:35.17 | 13 | 0:08:18.78 | 15 | | 0:27:36.94 | +0:01:55.85 |
| 15 | 1092 | FELING Johannes |  GER.2002.37730 | 0:06:17.13 | 12 | 0:03:25.78 | 20 | 0:09:35.65 | 16 | 0:08:21.85 | 17 | | 0:27:40.41 | +0:01:59.32 |
| 16 | 1032 | KAMELARCZYK Magnus Friis |  | 0:06:22.80 | 22 | 0:03:27.27 | 23 | 0:09:35.83 | 17 | 0:08:16.25 | 14 | | 0:27:42.15 | +0:02:01.06 |
| 17 | 1094 | MUELLER Andri |  | 0:06:20.80 | 19 | 0:03:26.70 | 21 | 0:09:35.52 | 14 | 0:08:29.71 | 21 | | 0:27:52.73 | +0:02:11.64 |
| 18 | 1009 | SWINDLES Pat |  AUS.2003.40454 | 0:06:38.25 | 32 | 0:03:28.46 | 26 | 0:09:41.50 | 20 | 0:08:09.50 | 8 | | 0:27:57.71 | +0:02:16.62 |
| 19 | 1001 | CROS Dorian |  FRA.2002.34042 | 0:06:25.35 | 24 | 0:03:18.58 | 11 | 0:09:44.33 | 22 | 0:08:31.63 | 22 | | 0:27:59.89 | +0:02:18.80 |












EWS100 RESULTS

| Pos | Plate | Name Team | Nat EWS number | Stage 2 | Pos | Stage 3 | Pos | Stage 4 | Pos | Stage 5 | Pos | Penalties | Time | Gap |
|--------------------------------|-------|----------------------|---|------------|-----|------------|-----|------------|-----|------------|-----|-----------|-------------------|-------------|
| EWS100 MEN Under 21 | | | | | | | | | | | | | | |
| 20 | 1005 | CHANTON Nicolas |  + | 0:06:36.50 | 30 | 0:03:23.75 | 17 | 0:09:41.17 | 19 | 0:08:27.44 | 20 | | 0:28:08.86 | +0:02:27.77 |
| 21 | 1018 | WEBER Benjamin |  + SUI.2003.36709 | 0:06:18.52 | 13 | 0:03:26.81 | 22 | 0:09:39.63 | 18 | 0:08:49.58 | 31 | | 0:28:14.54 | +0:02:33.45 |
| 22 | 1169 | STEENBLOK Martijn |  + NED.2002.54233 | 0:06:22.22 | 21 | 0:03:21.17 | 13 | 0:09:42.20 | 21 | 0:08:49.38 | 30 | | 0:28:14.97 | +0:02:33.88 |
| 23 | 1095 | FREI Remo |  + | 0:06:16.66 | 11 | 0:03:23.18 | 15 | 0:09:56.58 | 28 | 0:08:40.07 | 25 | | 0:28:16.49 | +0:02:35.40 |
| 24 | 1087 | WENDLING Gautier |  + FRA.2003.28313 | 0:06:26.90 | 25 | 0:03:29.36 | 28 | 0:09:57.37 | 29 | 0:08:24.66 | 18 | | 0:28:18.29 | +0:02:37.20 |
| 25 | 1215 | GUETTINGER Alexander |  + SUI.2002.37429 | 0:06:19.33 | 14 | 0:03:31.58 | 30 | 0:09:56.07 | 27 | 0:08:34.20 | 23 | | 0:28:21.18 | +0:02:40.09 |
| 26 | 1175 | MOESLE Luca |  + | 0:06:20.75 | 18 | 0:03:30.17 | 29 | 0:09:49.63 | 24 | 0:08:50.06 | 32 | | 0:28:30.61 | +0:02:49.52 |
| 27 | 1089 | MEYER Hugo |  + FRA.2002.33494 | 0:06:28.28 | 26 | 0:03:24.00 | 18 | 0:10:00.17 | 30 | 0:08:46.96 | 27 | | 0:28:39.41 | +0:02:58.32 |
| 28 | 1020 | ZUCCHINETTI Gilles |  + | 0:06:33.53 | 29 | 0:03:47.50 | 42 | 0:09:53.78 | 25 | 0:08:27.21 | 19 | | 0:28:42.02 | +0:03:00.93 |
| 29 | 1079 | HASSEL Julius |  + GER.2004.39609 | 0:06:46.12 | 36 | 0:03:39.20 | 36 | 0:09:55.80 | 26 | 0:08:36.32 | 24 | | 0:28:57.44 | +0:03:16.35 |
| 30 | 1084 | KIRK Kye |  + AUS.2003.36827 | 0:06:57.20 | 39 | 0:03:44.20 | 40 | 0:10:09.53 | 32 | 0:08:43.57 | 26 | | 0:29:34.50 | +0:03:53.41 |
| 31 | 1163 | CROLLA Alessandro |  + ITA.2004.29893 | 0:06:41.78 | 33 | 0:03:40.15 | 38 | 0:10:17.56 | 37 | 0:09:06.25 | 33 | | 0:29:45.74 | +0:04:04.65 |


EWS100 RESULTS

| Pos | Plate | Name Team | Nat EWS number | Stage 2 | Pos | Stage 3 | Pos | Stage 4 | Pos | Stage 5 | Pos | Penalties | Time | Gap |
|--------------------------------|-------|-------------------|---|------------|-----|------------|-----|------------|-----|------------|-----|-----------|-------------------|-------------|
| EWS100 MEN Under 21 | | | | | | | | | | | | | | |
| 32 | 1093 | FAURE Jules |  | 0:07:49.69 | 44 | 0:03:34.55 | 35 | 0:09:44.42 | 23 | 0:08:49.17 | 29 | | 0:29:57.83 | +0:04:16.74 |
| 33 | 1074 | SEIDEL Luca |  LUX.2005.36601 | 0:06:57.05 | 38 | 0:03:42.15 | 39 | 0:10:12.83 | 34 | 0:09:11.61 | 34 | | 0:30:03.64 | +0:04:22.55 |
| 34 | 1170 | REICHEL Ben |  | 0:06:24.20 | 23 | 0:03:33.10 | 32 | 0:10:53.44 | 39 | 0:09:35.48 | 36 | | 0:30:26.22 | +0:04:45.13 |
| 35 | 1072 | CARRETTA Marco |  ITA.2005.53903 | 0:06:43.33 | 34 | 0:03:32.58 | 31 | 0:10:03.00 | 31 | 0:10:27.57 | 39 | | 0:30:46.48 | +0:05:05.39 |
| 36 | 1156 | STOFFEL Ralf |  | 0:06:43.35 | 35 | 0:03:27.97 | 25 | 0:10:15.88 | 35 | 0:11:45.22 | 40 | | 0:32:12.42 | +0:06:31.33 |
| 37 | 1167 | DROPMANN Felix |  | 0:07:11.55 | 42 | 0:04:16.30 | 44 | 0:11:26.23 | 41 | 0:10:11.02 | 37 | | 0:33:05.10 | +0:07:24.01 |
| 38 | 1077 | STUCKY Luis |  | 0:06:59.13 | 40 | 0:03:33.40 | 33 | 0:10:17.37 | 36 | 0:12:18.04 | 41 | | 0:33:07.94 | +0:07:26.85 |
| 39 | 1083 | HERMES Constantin |  | 0:08:56.98 | 45 | 0:04:24.77 | 45 | 0:11:21.52 | 40 | 0:10:22.62 | 38 | | 0:35:05.89 | +0:09:24.80 |
| 40 | 1164 | GABOLI Riccardo |  ITA.2004.37138 | 0:06:38.02 | 31 | 0:03:33.72 | 34 | 0:16:56.47 | 44 | 0:08:48.45 | 28 | | 0:35:56.66 | +0:10:15.57 |
| 41 | 1075 | MESCLIER Ethan |  FRA.2005.39130 | 0:06:14.10 | 6 | 0:03:11.55 | 3 | 0:18:37.56 | 45 | 0:08:15.25 | 12 | | 0:36:18.46 | +0:10:37.37 |
| DNF | 1177 | FERRONI Milo |  | 0:06:31.44 | 28 | 0:03:40.05 | 37 | 0:10:10.73 | 33 | | | | | |
| DNF | 1166 | MOURA Mael |  | 0:06:55.60 | 37 | 0:03:45.03 | 41 | 0:10:36.86 | 38 | | | | | |

EWS100 RESULTS

| Pos | Plate | Name Team | Nat EWS number | Stage 2 | Pos | Stage 3 | Pos | Stage 4 | Pos | Stage 5 | Pos | Penalties | Time | Gap |
|--------------------------------|-------|--------------------------------------|---|-------------------|-----|-------------------|-----|-------------------|-----|-------------------|-----|-----------|-------------------|-------------|
| EWS100 MEN Under 21 | | | | | | | | | | | | | | |
| DNF | 1165 | RUFFET Antoine |  | 0:07:40.54 | 43 | 0:04:00.70 | 43 | 0:12:19.97 | 42 | | | | | |
| DNF | 1024 | PARIS Angelo |  | 0:07:00.20 | 41 | 0:03:28.53 | 27 | 0:12:48.00 | 43 | | | | | |
| DNF | 1176 | WESTON Thor |  | 0:09:08.93 | 46 | | | | | | | | | |
| EWS100 WOMEN | | | | | | | | | | | | | | |
| 1 | 1239 | SCHAUB Nora |  | <u>0:06:52.73</u> | 1 | 0:03:52.75 | 2 | <u>0:10:50.34</u> | 1 | <u>0:09:45.12</u> | 1 | | 0:31:20.94 | |
| 2 | 1234 | GRASSI Claudia |  SUI.1997.52637 | 0:07:06.83 | 2 | 0:04:02.98 | 3 | 0:11:50.33 | 4 | 0:10:11.10 | 4 | | 0:33:11.24 | +0:01:50.30 |
| 3 | 1235 | VAN DER SCHALK Lucie |  AUS.1997.51517 | 0:07:43.65 | 3 | 0:04:17.65 | 5 | 0:11:27.50 | 3 | 0:10:11.46 | 5 | | 0:33:40.26 | +0:02:19.32 |
| 4 | 1237 | KLOS Katharina |  | 0:08:00.40 | 4 | 0:04:04.45 | 4 | 0:11:50.35 | 5 | 0:09:51.76 | 2 | | 0:33:46.96 | +0:02:26.02 |
| 5 | 1236 | LOAIZA Gabriela |  | 0:09:07.33 | 6 | 0:04:39.15 | 7 | 0:12:33.82 | 6 | 0:11:31.75 | 6 | | 0:37:52.05 | +0:06:31.11 |
| 6 | 1241 | POOLE Katerina |  | 0:09:03.32 | 5 | 0:04:44.35 | 8 | 0:13:21.33 | 7 | 0:12:50.07 | 7 | | 0:39:59.07 | +0:08:38.13 |
| 7 | 1244 | LEISTER Tatjana |  GER.1988.50494 | 0:09:30.88 | 7 | 0:04:33.86 | 6 | 0:13:39.22 | 8 | 0:14:15.77 | 8 | | 0:41:59.73 | +0:10:38.79 |
| 8 | 1238 | RUDOLPH Franca WeRide Racing Team |  SUI.2001.36949 | 0:23:04.82 | 9 | <u>0:03:49.18</u> | 1 | 0:11:20.28 | 2 | 0:09:54.68 | 3 | | 0:48:08.96 | +0:16:48.02 |

EWS100 RESULTS

| Pos | Plate | Name Team | Nat EWS number | Stage 2 | Pos | Stage 3 | Pos | Stage 4 | Pos | Stage 5 | Pos | Penalties | Time | Gap |
|-----------------------|-------|--------------|---|------------|-----|------------|-----|------------|-----|------------|-----|-----------|-------------------|-------------|
| EWS100 WOMEN | | | | | | | | | | | | | | |
| 9 | 1245 | AWAD Yasmine |  EGY.1979.23391 | 0:16:38.37 | 8 | 0:06:45.60 | 9 | 0:21:24.94 | 9 | 0:17:40.32 | 9 | | 1:02:29.23 | +0:31:08.29 |

Penalties details

| Plate | Name | Penalty | Description | Location |
|-------|-------------------|-------------|----------------------------|----------|
| 1088 | KIEFFER Ludovic | -00:01:13.4 | Disability due to accident | Stage 5 |
| 1089 | MEYER Hugo | 00:00:00 | Disability due to accident | Stage 5 |
| 1090 | PETIOT Mathis | -00:00:18.2 | Disability due to accident | Stage 5 |
| 1110 | FISCHER Nikolai | -00:00:50.0 | Disability due to accident | Stage 5 |
| 1134 | CUNNINGHAM Philip | -00:01:04.0 | Disability due to accident | Stage 5 |

Statistics

| Entries / Nations | Finished | DNF | DSQ | DNS | Weather | Temperature | Distance | Elevation |
|-------------------|----------|-----|-----|-----|--------------|-------------|----------|---------------------|
| 210 / 21 | 187 | 12 | 0 | 11 | Partly Sunny | 8 °C | 41.0 km | -3,165 m / +3,170 m |

DNF: did not finish · DNS: did not start · DSQ: disqualified