










EWS80 RESULTS

Pos	Plate	Name Team	Nat EWS number	Stage 2	Pos	Stage 3	Pos	Stage 5	Pos	Penalties	Time	Gap
EWS80 MEN												
1	814	GOYFFON Tom		<u>0:06:11.90</u>	1	<u>0:03:21.82</u>	1	<u>0:08:26.55</u>	1		0:18:00.27	
2	815	LEINONEN Manu		0:06:39.12	2	0:03:33.41	2	0:08:52.55	3		0:19:05.08	+0:01:04.81
3	813	JULIA GUIVERNAU Pau		0:06:47.73	3	0:03:42.75	3	0:08:48.75	2		0:19:19.23	+0:01:18.96
4	818	ETCHEBARNE Jeremy		0:07:02.64	4	0:03:44.47	4	0:09:25.90	4		0:20:13.01	+0:02:12.74
5	812	BUENGEN Knut		0:07:50.38	5	0:04:07.93	5	0:10:39.05	6		0:22:37.36	+0:04:37.09
6	816	KEARINS Peter		0:08:42.93	6	0:04:27.55	6	0:10:26.17	5		0:23:36.65	+0:05:36.38
7	819	BALDINGER Patrik		0:09:51.82	7	0:05:20.12	7	0:12:28.34	7		0:27:40.28	+0:09:40.01
EWS80 MEN Youth 13-16												
1	801	GIAMBI Raphael	 FRA.2006.34649	0:05:37.35	3	<u>0:03:00.81</u>	1	<u>0:07:26.89</u>	1		0:16:05.05	
2	802	JIMENEZ ANDREUS Bruno	 ESP.2006.52963	0:05:29.89	2	0:03:04.57	2	0:07:40.25	2		0:16:14.71	+0:00:09.66
3	811	MINUTY Urien		<u>0:05:28.55</u>	1	0:03:04.73	3	0:07:43.12	3		0:16:16.40	+0:00:11.35
4	803	SHEARER Eii		0:06:03.95	7	0:03:11.39	4	0:07:59.03	6		0:17:14.37	+0:01:09.32

EWS80 RESULTS

Pos	Plate	Name Team	Nat EWS number	Stage 2	Pos	Stage 3	Pos	Stage 5	Pos	Penalties	Time	Gap
EWS80 MEN Youth 13-16												
5	807	FALCINI Matteo		0:05:59.10	4	0:03:11.65	5	0:08:06.57	8		0:17:17.32	+0:01:12.27
6	810	ZANOTEL Nicholas		0:06:03.82	6	0:03:17.90	8	0:07:56.65	5		0:17:18.37	+0:01:13.32
7	805	ZINGG Severin	 SUI.2006.39611	0:06:11.37	8	0:03:14.15	6	0:07:54.83	4		0:17:20.35	+0:01:15.30
8	804	WILLIAMS Ivan		0:06:01.07	5	0:03:15.80	7	0:08:04.98	7		0:17:21.85	+0:01:16.80
9	808	IMBERECHTS Audran		0:06:31.42	9	0:03:22.85	9	0:08:28.05	9		0:18:22.32	+0:02:17.27
10	809	DELEZE Lucien		0:06:34.65	10	0:03:36.67	10	0:08:45.35	10		0:18:56.67	+0:02:51.62
11	806	LANG Nico		0:08:05.30	11	0:04:33.91	11	0:13:25.42	11		0:26:04.63	+0:09:59.58
EWS80 WOMEN												
1	821	RAINBIRD Tanya		<u>0:09:42.82</u>	1	<u>0:05:06.98</u>	1	<u>0:13:02.35</u>	1		0:27:52.15	
2	820	FORT Agnes		0:10:52.24	2	0:05:52.84	2	0:13:37.28	2		0:30:22.36	+0:02:30.21

Statistics

Entries / Nations	Finished	DNF	DSQ	DNS	Weather	Temperature	Distance	Elevation
20 / 8	20	0	0	0	Partly Sunny	8 °C		

DNF: did not finish · DNS: did not start · DSQ: disqualified