












## RESULTS OVERALL

Pos	Plate	Name Team	Nat EWS number	Stage 1PRO Stage 5	Pos Pos	Stage 2	Pos Pos	Stage 3	Pos Pos	Stage 4Q	Pos Pos	Penalties	Time	Gap
<b>MEN</b>														
1	1	<b>MOIR Jack</b> Canyon Collective	AUS.1994.33430	0:06:53.76 0:06:50.00	1 1	0:04:56.65	1	0:02:47.45	1	0:07:36.14	1		<b>0:29:04.00</b>	
2	13	<b>MAES Martin</b> Orbea FOX Enduro Team	BEL.1997.21636	0:06:56.89 0:06:52.91	2 2	0:04:57.63	2	0:02:47.57	2	0:07:37.42	3		<b>0:29:12.42</b>	+0:00:08.42
3	4	<b>MIQUEL Kevin</b> Specialized Racing	FRA.1991.21704	0:06:59.18 0:06:58.66	6 7	0:05:00.87	5	0:02:52.07	13	0:07:41.90	5		<b>0:29:32.68</b>	+0:00:28.68
4	11	<b>LUKASIK Slawomir</b> Canyon CLLTV Dainese	POL.1993.24876	0:07:02.92 0:06:55.47	8 3	0:04:59.95	4	0:02:50.31	5	0:07:44.36	8		<b>0:29:33.01</b>	+0:00:29.01
5	16	<b>MURRAY Charles</b> Specialized Racing	NZL.1996.22752	0:07:06.94 0:06:58.54	13 6	0:05:05.02	11	0:02:51.10	8	0:07:39.36	4		<b>0:29:40.96</b>	+0:00:36.96
6	23	<b>VERNER Rhys</b> Forbidden Synthesis	CAN.1997.22407	0:06:59.00 0:07:04.00	5 13	0:05:05.60	12	0:02:53.58	19	0:07:42.85	6		<b>0:29:45.03</b>	+0:00:41.03
7	14	<b>DENIAUD Youn</b> Giant Factory Off-Road	FRA.1996.22994	0:06:58.78 0:06:58.98	4 8	0:05:02.45	7	0:02:50.43	6	0:07:57.98	29		<b>0:29:48.62</b>	+0:00:44.62
8	3	<b>MELAMED Jesse</b> Rocky Mountain Race Face	CAN.1992.21596	0:06:58.06 0:07:21.14	3 52	0:05:00.90	6	0:02:52.41	15	0:07:37.38	2		<b>0:29:49.89</b>	+0:00:45.89
9	2	<b>RUDE JR Richard</b> Yeti / Fox Factory Team	USA.1995.21739	0:07:05.60 0:07:12.11	10 29	0:04:58.28	3	0:02:51.60	10	0:07:43.70	7		<b>0:29:51.29</b>	+0:00:47.29
10	18	<b>VIDAL Antoine</b> Commencal Les Orres Team	FRA.2001.25035	0:07:02.80 0:07:00.25	7 9	0:05:06.55	16	0:02:51.55	9	0:07:50.65	16		<b>0:29:51.80</b>	+0:00:47.80
11	26	<b>RUDEAU Alex</b> Commencal Enduro Project	FRA.1996.25071	0:07:07.80 0:07:07.54	14 17	0:05:04.27	9	0:02:48.46	4	0:07:46.29	10		<b>0:29:54.36</b>	+0:00:50.36
12	21	<b>MASTERS Edward</b> Pivot Factory Racing	NZL.1989.22590	0:07:05.62 0:06:57.83	11 4	0:05:07.31	19	0:02:47.57	2	0:07:58.90	32		<b>0:29:57.23</b>	+0:00:53.23












## RESULTS OVERALL

Pos	Plate	Name Team	Nat EWS number	Stage 1PRO Stage 5	Pos Pos	Stage 2	Pos Pos	Stage 3	Pos Pos	Stage 4Q	Pos Pos	Penalties	Time	Gap
<b>MEN</b>														
13	15	<b>HEAP Elliott</b> Nukeproof SRAM Factory Racing	GBR.1998.21783	0:07:03.85 0:06:58.32	9 5	0:05:09.00	23	0:02:52.77	16	0:07:53.37	21		<b>0:29:57.31</b>	+0:00:53.31
14	34	<b>STUTTARD Mathew</b> Polygon Factory Racing	GBR.1993.21661	0:07:11.84 0:07:02.60	23 11	0:05:05.78	14	0:02:54.16	21	0:07:50.03	14		<b>0:30:04.41</b>	+0:01:00.41
15	61	<b>MENJOU Irene</b> Sunn French Connexion By Alpe D'Huez	FRA.1995.22122	0:07:10.79 0:07:02.90	21 12	0:05:07.56	20	0:02:54.65	27	0:07:51.18	17		<b>0:30:07.08</b>	+0:01:03.08
16	6	<b>TORDO Dimitri</b> Canyon Collective	FRA.1993.21764	0:07:12.30 0:07:05.83	24 15	0:05:08.65	21	0:02:53.07	17	0:07:47.79	12		<b>0:30:07.64</b>	+0:01:03.64
17	7	<b>JOHANSEN Zakarias</b> Ibis Enduro Team	SWE.1992.21863	0:07:13.70 0:07:07.09	27 16	0:05:05.75	13	0:02:53.75	20	0:07:52.12	19		<b>0:30:12.41</b>	+0:01:08.41
18	24	<b>GAUVIN Remi</b> Rocky Mountain Race Face	CAN.1992.21624	0:07:09.75 0:07:08.16	18 21	0:05:05.80	15	0:02:57.32	47	0:07:53.81	22		<b>0:30:14.84</b>	+0:01:10.84
19	5	<b>BORGES Jose</b> Canyon Collective	POR.1990.21669	0:07:10.20 0:07:26.80	20 69	0:05:03.57	8	0:02:51.06	7	0:07:45.70	9		<b>0:30:17.33</b>	+0:01:13.33
20	33	<b>VEZINA Mckay</b> Giant Factory Off-Road	CAN.1995.21632	0:07:07.88 0:07:25.71	15 67	0:05:04.85	10	0:02:51.62	11	0:07:50.33	15		<b>0:30:20.39</b>	+0:01:16.39
21	60	<b>BOOKER Daniel</b> Nukeproof SRAM Factory Racing	AUS.1997.25378	0:07:15.87 0:07:08.10	31 19	0:05:11.28	27	0:02:52.11	14	0:07:53.31	20		<b>0:30:20.67</b>	+0:01:16.67
22	109	<b>BLENKINSOP Samuel</b> Norco Factory Team	NZL.1988.22530	0:07:09.05 0:07:02.48	16 10	0:05:18.43	60	0:02:57.78	49	0:07:56.75	27		<b>0:30:24.49</b>	+0:01:20.49
23	37	<b>SECONDI Nathan</b> Fulgur Factory Team	FRA.1999.22133	0:07:10.10 0:07:16.86	19 41	0:05:10.98	26	0:02:51.97	12	0:07:57.96	28		<b>0:30:27.87</b>	+0:01:23.87

## RESULTS OVERALL

Pos	Plate	Name Team	Nat EWS number	Stage 1PRO Stage 5	Pos Pos	Stage 2	Pos Pos	Stage 3	Pos Pos	Stage 4Q	Pos Pos	Penalties	Time	Gap
<b>MEN</b>														
24	28	<b>MENZIES Jack</b>	 CAN.2001.22519	0:07:06.05 0:07:26.32	12 68	0:05:11.87	31	0:02:59.13	55	0:07:46.54	11		<b>0:30:29.91</b>	+0:01:25.91
25	25	<b>CALLAGHAN Gregory</b> Devinci Global Racing	 IRL.1991.21827	0:07:12.87 0:07:10.46	25 28	0:05:15.15	45	0:02:57.05	43	0:07:54.64	24		<b>0:30:30.17</b>	+0:01:26.17
26	72	<b>GALY Theo</b> Sunn French Connexion By Alpe D'Huez	 FRA.1990.21691	0:07:18.78 0:07:08.72	38 22	0:05:09.67	24	0:02:54.55	26	0:07:59.03	33		<b>0:30:30.75</b>	+0:01:26.75
27	32	<b>TEXTOR Christian</b> Team BULLS	 GER.1990.22845	0:07:09.58 0:07:26.91	17 70	0:05:11.56	28	0:02:54.48	24	0:07:49.32	13		<b>0:30:31.85</b>	+0:01:27.85
28	38	<b>CAMOIN Francescu</b> Specialized Racing	 FRA.2001.23545	0:07:17.13 0:07:15.61	32 35	0:05:10.10	25	0:02:54.90	30	0:07:55.78	25		<b>0:30:33.52</b>	+0:01:29.52
29	56	<b>GARAY TAMAYO Iago</b> Santa Cruz X SRAM	 ESP.1991.21707	0:07:23.13 0:07:10.17	46 27	0:05:11.65	30	0:02:55.36	34	0:07:54.35	23		<b>0:30:34.66</b>	+0:01:30.66
30	65	<b>BURNS CONTRERAS Pedro</b> Trek Factory Racing	 CHI.1997.21729	0:07:15.80 0:07:09.21	30 23	0:05:13.58	37	0:02:58.46	52	0:07:59.57	34		<b>0:30:36.62</b>	+0:01:32.62
31	55	<b>HILL Samuel</b> Nukeproof SRAM Factory Racing	 AUS.1985.21775	0:07:18.04 0:07:08.11	33 20	0:05:15.40	46	0:02:57.12	44	0:08:01.17	35		<b>0:30:39.84</b>	+0:01:35.84
32	35	<b>KANGAS Oliwer</b>	 SWE.1992.33903	0:07:18.68 0:07:14.56	36 34	0:05:13.97	38	0:02:57.00	42	0:07:55.95	26		<b>0:30:40.16</b>	+0:01:36.16
33	76	<b>WATSON Corey</b> Nukeproof SRAM Factory Racing	 GBR.1999.35483	0:07:21.45 0:07:09.82	42 25	0:05:12.22	33	0:02:54.44	23	0:08:03.50	39		<b>0:30:41.43</b>	+0:01:37.43
34	66	<b>BLAHA Vojtech</b>	 CZE.1999.22684	0:07:23.74 0:07:13.57	49 31	0:05:08.65	21	0:03:01.03	67	0:07:58.07	30		<b>0:30:45.06</b>	+0:01:41.06












## RESULTS OVERALL

Pos	Plate	Name Team	Nat EWS number	Stage 1PRO Stage 5	Pos Pos	Stage 2	Pos Pos	Stage 3	Pos Pos	Stage 4Q	Pos Pos	Penalties	Time	Gap
<b>MEN</b>														
35	192	<b>BOTTERAM Tristan</b>	 NED.2000.53856	0:07:11.02 0:07:05.32	22 14	0:05:07.15	18	0:02:53.52	18	0:08:29.45	94		<b>0:30:46.46</b>	+0:01:42.46
36	29	<b>GRAHAM Innes</b>	 GBR.1996.35188	0:07:14.90 0:07:24.31	28 63	0:05:11.60	29	0:02:55.02	31	0:08:03.90	41		<b>0:30:49.73</b>	+0:01:45.73
37	31	<b>LARBEOU Guillaume</b> Commencal Enduro Project	 FRA.1994.25575	0:07:34.28 0:07:07.90	78 18	0:05:14.37	40	0:02:56.52	37	0:07:58.63	31		<b>0:30:51.70</b>	+0:01:47.70
38	71	<b>FRANCK Gilles</b>	 BEL.2000.22291	0:07:25.99 0:07:09.23	55 24	0:05:12.32	34	0:02:57.95	50	0:08:06.28	48		<b>0:30:51.77</b>	+0:01:47.77
39	57	<b>STONE Brady</b> Polygon Factory Racing	 NZL.2000.23119	0:07:18.07 0:07:16.41	34 38	0:05:20.30	69	0:02:58.78	53	0:08:02.98	37		<b>0:30:56.54</b>	+0:01:52.54
40	107	<b>GRANT Kelan</b> Nukeproof SRAM Factory Racing	 IRL.1993.21773	0:07:20.48 0:07:12.60	39 30	0:05:20.75	71	0:02:55.65	36	0:08:09.10	56		<b>0:30:58.58</b>	+0:01:54.58
41	19	<b>VENDEMMIA Mirco</b> Cannondale Enduro	 ITA.1998.21871	0:07:22.58 0:07:19.82	45 50	0:05:15.97	48	0:02:54.82	29	0:08:05.63	45		<b>0:30:58.82</b>	+0:01:54.82
42	147	<b>GAILLOT Baptiste</b>	 FRA.1991.21771	0:07:23.90 0:07:13.93	50 32	0:05:19.02	63	0:02:57.12	44	0:08:06.37	49		<b>0:31:00.34</b>	+0:01:56.34
43	105	<b>JAMIESON Elliot</b> Norco Factory Team	 CAN.2001.22028	0:07:27.90 0:07:15.67	56 36	0:05:14.46	42	0:02:58.31	51	0:08:04.46	42		<b>0:31:00.80</b>	+0:01:56.80
44	8	<b>DAILY Adrien</b> Lapierre Zipp Collective	 FRA.1996.21677	0:07:15.00 0:07:23.60	29 60	0:05:17.80	57	0:02:56.56	40	0:08:08.62	54		<b>0:31:01.58</b>	+0:01:57.58
45	89	<b>FRANCARDO Tommaso</b>	 ITA.1997.22813	0:07:18.47 0:07:14.55	35 33	0:05:17.60	54	0:02:59.51	60	0:08:12.82	65		<b>0:31:02.95</b>	+0:01:58.95

## RESULTS OVERALL













Pos	Plate	Name Team	Nat EWS number	Stage 1PRO Stage 5	Pos Pos	Stage 2	Pos Pos	Stage 3	Pos Pos	Stage 4Q	Pos Pos	Penalties	Time	Gap
<b>MEN</b>														
46	84	<b>MACARTHUR Glenn</b>	FRA.2000.22879	0:07:22.30 0:07:16.95	44 42	0:05:19.74	65	0:02:59.40	59	0:08:06.24	47		<b>0:31:04.63</b>	+0:02:00.63
47	99	<b>MOORE Thomas</b>	GBR.1994.33293	0:07:25.52 0:07:17.44	54 45	0:05:16.62	53	0:02:57.61	48	0:08:07.67	52		<b>0:31:04.86</b>	+0:02:00.86
48	118	<b>RENZ Daniel</b>	GER.1996.26028	0:07:25.01 0:07:23.56	51 59	0:05:12.88	36	0:02:59.38	58	0:08:05.06	44		<b>0:31:05.89</b>	+0:02:01.89
49	68	<b>WARNET Manu</b>	NED.2001.26267	0:07:23.27 0:07:17.27	48 43	0:05:19.79	67	0:03:02.63	77	0:08:03.48	38		<b>0:31:06.44</b>	+0:02:02.44
50	64	<b>NESTOROFF Nikolas</b>	USA.1999.36915	0:07:21.00 0:07:23.62	40 61	0:05:14.10	39	0:02:59.87	62	0:08:08.33	53		<b>0:31:06.92</b>	+0:02:02.92
51	67	<b>CONNELL Joseph</b> Orange Factory Racing	GBR.1994.21745	0:07:30.44 0:07:16.47	66 39	0:05:14.80	43	0:02:59.21	56	0:08:07.30	51		<b>0:31:08.22</b>	+0:02:04.22
52	103	<b>CROZ Romain</b>	FRA.1996.37161	0:07:23.19 0:07:22.28	47 56	0:05:16.07	49	0:03:02.02	71	0:08:08.65	55		<b>0:31:12.21</b>	+0:02:08.21
53	58	<b>KRASNY Carter</b>	CAN.1999.22027	0:07:37.43 0:07:18.18	85 46	0:05:18.57	61	0:02:56.55	39	0:08:01.72	36		<b>0:31:12.45</b>	+0:02:08.45
54	151	<b>BAUD Elliott</b>	FRA.1998.22053	0:07:32.00 0:07:09.92	71 26	0:05:14.94	44	0:03:00.04	64	0:08:17.47	76		<b>0:31:14.37</b>	+0:02:10.37
55	155	<b>RIHA Jakub</b>	CZE.1992.22509	0:07:30.52 0:07:18.71	67 48	0:05:17.78	56	0:02:59.90	63	0:08:10.12	57		<b>0:31:17.03</b>	+0:02:13.03
56	113	<b>BERNET Jonas</b>	SUI.1994.33390	0:07:28.98 0:07:16.58	60 40	0:05:21.01	72	0:03:02.48	75	0:08:10.98	61		<b>0:31:20.03</b>	+0:02:16.03

## RESULTS OVERALL












Pos	Plate	Name Team	Nat EWS number	Stage 1PRO Stage 5	Pos Pos	Stage 2	Pos Pos	Stage 3	Pos Pos	Stage 4Q	Pos Pos	Penalties	Time	Gap
<b>MEN</b>														
57	95	<b>IENZER Emeric</b> Scott SR Suntour Enduro Team	 FRA.1999.31862	0:07:25.28 0:07:23.93	52 62	0:05:18.03	58	0:02:59.08	54	0:08:13.78	68		<b>0:31:20.10</b>	+0:02:16.10
58	74	<b>SCOTT Mark</b> Santa Cruz X SRAM	 GBR.1993.21714	0:07:28.37 0:07:24.52	59 64	0:05:19.77	66	0:03:01.73	69	0:08:11.19	62		<b>0:31:25.58</b>	+0:02:21.58
59	101	<b>MCCUTCHEON Trevor</b>	 USA.1999.31137	0:07:34.95 0:07:22.25	80 55	0:05:16.07	49	0:03:00.15	65	0:08:13.00	66		<b>0:31:26.42</b>	+0:02:22.42
60	86	<b>WOLFE Daniel</b> Polygon Factory Racing	 IRL.1988.22250	0:07:30.16 0:07:25.64	65 66	0:05:20.20	68	0:03:02.05	72	0:08:10.93	60		<b>0:31:28.98</b>	+0:02:24.98
61	75	<b>HARRIS Bradley</b> Theory Racing p/b ProBikeKit	 NZL.2001.27637	0:07:33.53 0:07:21.66	74 53	0:05:22.36	76	0:03:03.32	81	0:08:10.85	59		<b>0:31:31.72</b>	+0:02:27.72
62	90	<b>DRACH Torben</b> RAAW // Levelnine Gravity	 GER.1998.22419	0:07:39.27 0:07:17.33	90 44	0:05:28.72	94	0:03:01.70	68	0:08:06.70	50		<b>0:31:33.72</b>	+0:02:29.72
63	98	<b>HEBERT Ambroise</b>	 FRA.1993.21934	0:07:29.31 0:07:20.48	61 51	0:05:29.38	99	0:03:05.36	93	0:08:10.65	58		<b>0:31:35.18</b>	+0:02:31.18
64	140	<b>MOROTTI Hugo</b>	 FRA.2000.24522	0:07:41.22 0:07:18.45	95 47	0:05:18.80	62	0:02:59.34	57	0:08:17.45	75		<b>0:31:35.26</b>	+0:02:31.26
65	78	<b>DALE Sam</b>	 GBR.1990.22733	0:07:32.40 0:07:16.26	72 37	0:05:35.34	121	0:02:57.17	46	0:08:14.31	71		<b>0:31:35.48</b>	+0:02:31.48
66	80	<b>GALLAGHER Christopher</b>	 GBR.1993.23014	0:07:28.18 0:07:31.62	57 89	0:05:22.08	74	0:02:59.85	61	0:08:14.27	69		<b>0:31:36.00</b>	+0:02:32.00
67	126	<b>SZYMCZUK Lukasz</b>	 POL.1995.23313	0:07:30.67 0:07:22.00	68 54	0:05:29.31	98	0:03:02.19	73	0:08:15.19	72		<b>0:31:39.36</b>	+0:02:35.36



## RESULTS OVERALL


Pos	Plate	Name Team	Nat EWS number	Stage 1PRO Stage 5	Pos Pos	Stage 2	Pos Pos	Stage 3	Pos Pos	Stage 4Q	Pos Pos	Penalties	Time	Gap
<b>MEN</b>														
68	63	<b>BLAIR Lachlan</b> Orange Factory Racing	 GBR.1995.21426	0:07:31.47 0:07:23.05	70 58	0:05:30.63	103	0:03:03.78	83	0:08:11.83	63		<b>0:31:40.76</b>	+0:02:36.76
69	162	<b>WALKER Nicolas</b>	 SUI.1991.34005	0:07:29.52 0:07:23.00	62 57	0:05:18.10	59	0:03:05.00	92	0:08:27.75	88		<b>0:31:43.37</b>	+0:02:39.37
70	77	<b>PFEIL Max</b>	 GER.1998.27442	0:07:25.47 0:07:30.47	53 84	0:05:16.17	51	0:03:15.37	136	0:08:17.55	77		<b>0:31:45.03</b>	+0:02:41.03
71	81	<b>EBDON Jake</b>	 GBR.2001.32703	0:07:38.61 0:07:41.77	88 111	0:05:17.76	55	0:02:56.52	37	0:08:12.71	64		<b>0:31:47.37</b>	+0:02:43.37
72	130	<b>LOEFFLER Christian</b>	 GER.1993.23169	0:07:37.00 0:07:27.23	84 71	0:05:23.50	78	0:03:04.54	87	0:08:17.33	74		<b>0:31:49.60</b>	+0:02:45.60
73	132	<b>HARKER Jack</b>	 GBR.1998.33252	0:07:44.43 0:07:25.12	106 65	0:05:19.47	64	0:03:04.56	88	0:08:20.35	80		<b>0:31:53.93</b>	+0:02:49.93
74	91	<b>DE VOCHT Bart</b>	 BEL.1992.23075	0:07:38.70 0:07:30.15	89 83	0:05:23.77	80	0:03:01.75	70	0:08:19.66	79		<b>0:31:54.03</b>	+0:02:50.03
75	149	<b>CASADEI Nicola</b>	 ITA.1989.21878	0:07:41.07 0:07:28.17	94 75	0:05:22.27	75	0:03:13.10	126	0:08:14.28	70		<b>0:31:58.89</b>	+0:02:54.89
76	157	<b>FEJER Max</b> Team Dorrong Enduro	 AUT.2000.21703	0:07:33.89 0:07:30.82	76 87	0:05:23.55	79	0:03:08.68	106	0:08:22.82	84		<b>0:31:59.76</b>	+0:02:55.76
77	163	<b>ISCLA GRANDVALLET Alex</b>	 AND.2000.52485	0:07:29.65 0:07:50.41	63 123	0:05:14.45	41	0:02:55.04	32	0:08:31.57	103		<b>0:32:01.12</b>	+0:02:57.12
78	154	<b>CAMBOS Albin</b>	 FRA.1999.22849	0:07:35.93 0:07:28.26	83 76	0:05:24.57	85	0:03:03.86	84	0:08:28.98	92		<b>0:32:01.60</b>	+0:02:57.60
79	114	<b>LEBERT Alexis</b>	 FRA.1993.22060	0:07:42.68 0:07:28.72	97 78	0:05:24.36	83	0:03:11.87	121	0:08:16.92	73		<b>0:32:04.55</b>	+0:03:00.55

## RESULTS OVERALL

Pos	Plate	Name Team	Nat EWS number	Stage 1PRO Stage 5	Pos Pos	Stage 2	Pos Pos	Stage 3	Pos Pos	Stage 4Q	Pos Pos	Penalties	Time	Gap
<b>MEN</b>														
80	30	<b>PERSAK Vid</b> Orbea FOX Enduro Team	 SLO.1996.22810	0:07:13.19 0:08:59.97	26 140	0:05:07.08	17	0:02:55.15	33	0:07:51.97	18		<b>0:32:07.36</b>	+0:03:03.36
81	169	<b>RHAM Lucas</b>	 GER.1990.33537	0:07:35.37 0:07:30.63	82 86	0:05:24.45	84	0:03:06.01	96	0:08:31.49	101		<b>0:32:07.95</b>	+0:03:03.95
82	115	<b>HAMMOND Chubbie</b>	 GBR.1996.37418	0:07:40.03 0:07:27.98	92 74	0:05:24.20	81	0:03:03.98	85	0:08:32.40	108		<b>0:32:08.59</b>	+0:03:04.59
83	59	<b>STORR Alex</b> Forbidden Synthesis	 GBR.2001.31009	0:08:03.90 0:07:51.95	137 125	0:05:16.60	52	0:02:54.73	28	0:08:05.84	46		<b>0:32:13.02</b>	+0:03:09.02
84	104	<b>LARSSON Adam</b>	 SWE.2000.30837	0:07:28.35 0:07:28.92	58 79	0:05:27.05	90	0:03:02.50	76	0:08:46.88	125		<b>0:32:13.70</b>	+0:03:09.70
85	146	<b>TORRALBA GARASA Juan Gabriel</b>	 ESP.1997.21633	0:07:44.55 0:07:53.19	107 126	0:05:20.47	70	0:03:02.69	78	0:08:13.29	67		<b>0:32:14.19</b>	+0:03:10.19
86	88	<b>WILSON Thomas</b> Orange Factory Racing	 GBR.2000.22553	0:07:34.03 0:07:29.18	77 80	0:05:31.85	108	0:03:03.29	80	0:08:38.06	112		<b>0:32:16.41</b>	+0:03:12.41
87	131	<b>MARI MARI Mariano</b>	 ESP.1997.22453	0:07:30.82 0:07:27.42	69 72	0:05:42.31	132	0:03:15.87	139	0:08:21.89	83		<b>0:32:18.31</b>	+0:03:14.31
88	172	<b>WAGHORN Dylan</b>	 NZL.1996.38314	0:07:43.80 0:07:33.10	103 92	0:05:24.35	82	0:03:10.93	115	0:08:26.35	87		<b>0:32:18.53</b>	+0:03:14.53
89	97	<b>MIHALKOVITS Peter</b>	 AUT.1993.23608	0:07:45.94 0:07:29.23	111 81	0:05:26.44	88	0:03:05.95	95	0:08:33.23	111		<b>0:32:20.79</b>	+0:03:16.79
90	170	<b>STEINSBERGER Jens</b>	 GER.1990.26407	0:07:44.40 0:07:32.48	105 90	0:05:30.61	102	0:03:04.66	89	0:08:31.58	104		<b>0:32:23.73</b>	+0:03:19.73















## RESULTS OVERALL

Pos	Plate	Name Team	Nat EWS number	Stage 1PRO Stage 5	Pos Pos	Stage 2	Pos Pos	Stage 3	Pos Pos	Stage 4Q	Pos Pos	Penalties	Time	Gap
<b>MEN</b>														
91	111	<b>MAGGS David</b>	 AUS.1996.23408	0:07:37.85 0:07:32.95	87 91	0:05:23.28	77	0:03:22.08	144	0:08:28.15	89		<b>0:32:24.31</b>	+0:03:20.31
92	136	<b>PELISSERO Simone</b>	 ITA.2001.21940	0:07:37.57 0:07:30.48	86 85	0:05:33.30	113	0:03:13.25	127	0:08:29.93	96		<b>0:32:24.53</b>	+0:03:20.53
93	102	<b>HURLEY Joshua</b>	 GBR.1995.27543	0:07:48.73 0:07:38.96	116 106	0:05:31.20	106	0:03:04.95	91	0:08:21.13	82		<b>0:32:24.97</b>	+0:03:20.97
94	337	<b>ENNIS Ross</b>	 IRL.2001.25954	0:07:43.50 0:07:36.33	102 97	0:05:28.13	92	0:03:08.16	103	0:08:30.92	98		<b>0:32:27.04</b>	+0:03:23.04
95	87	<b>TOOKE Jacob</b>	 CAN.1999.22078	0:07:46.27 0:07:35.95	112 96	0:05:32.69	111	0:03:03.67	82	0:08:31.50	102		<b>0:32:30.08</b>	+0:03:26.08
96	134	<b>LANDMARK Ola Javold</b>	 NOR.1999.25289	0:07:47.95 0:07:35.13	114 95	0:05:34.07	117	0:03:06.04	97	0:08:28.37	90		<b>0:32:31.56</b>	+0:03:27.56
97	167	<b>DODINO Giacomo</b> WeRide Racing Team	 ITA.1994.22466	0:07:48.30 0:07:31.17	115 88	0:05:32.67	110	0:03:08.77	108	0:08:31.38	100		<b>0:32:32.29</b>	+0:03:28.29
98	150	<b>VON HEYDEN LANGELAAN Carlos</b>	 ESP.1998.32853	0:07:21.08 0:07:18.90	41 49	0:06:39.96	148	0:02:54.48	24	0:08:19.53	78		<b>0:32:33.95</b>	+0:03:29.95
99	123	<b>LAMBERT Pierre</b> Hotlines Nukeproof Racing	 FRA.1999.36939	0:07:46.95 0:07:38.70	113 105	0:05:41.23	130	0:03:02.38	74	0:08:25.12	86		<b>0:32:34.38</b>	+0:03:30.38
100	133	<b>VOTH Laurin</b> Propain Factory Enduro	 GER.2000.25451	0:07:44.07 0:07:38.59	104 103	0:05:30.95	104	0:03:11.43	117	0:08:31.68	106		<b>0:32:36.72</b>	+0:03:32.72
101	117	<b>LEONHARDT Konstantin</b>	 GER.1996.35481	0:07:51.68 0:07:40.40	123 108	0:05:30.95	104	0:03:04.68	90	0:08:29.36	93		<b>0:32:37.07</b>	+0:03:33.07

## RESULTS OVERALL

Pos	Plate	Name Team	Nat EWS number	Stage 1PRO Stage 5	Pos Pos	Stage 2	Pos Pos	Stage 3	Pos Pos	Stage 4Q	Pos Pos	Penalties	Time	Gap
<b>MEN</b>														
102	191	<b>FINCHAM Sean</b>	 CAN.1998.54189	0:07:42.95 0:07:37.40	99 100	0:05:36.17	125	0:03:07.83	102	0:08:33.11	110		<b>0:32:37.46</b>	+0:03:33.46
103	85	<b>FRESQUET Axel</b> Tribe Pyrenees Gravity	 FRA.1998.23081	0:07:29.70 0:07:40.95	64 110	0:05:29.42	100	0:03:03.13	79	0:09:00.18	134		<b>0:32:43.38</b>	+0:03:39.38
104	181	<b>MARFURT Silvan</b>	 SUI.1988.22319	0:07:48.90 0:07:39.33	117 107	0:05:34.56	119	0:03:11.98	123	0:08:28.82	91		<b>0:32:43.59</b>	+0:03:39.59
105	119	<b>PETER Stefan</b>	 SUI.1992.23004	0:07:43.45 0:07:40.92	101 109	0:05:33.70	114	0:03:14.05	132	0:08:31.96	107		<b>0:32:44.08</b>	+0:03:40.08
106	185	<b>CHAUVET Cesar</b>	 FRA.1995.34851	0:07:54.01 0:07:42.50	126 112	0:05:28.91	95	0:03:06.39	98	0:08:32.81	109		<b>0:32:44.62</b>	+0:03:40.62
107	165	<b>SHIRLEY James</b>	 GBR.1989.22351	0:07:44.67 0:07:37.47	108 101	0:05:33.20	112	0:03:07.41	101	0:08:42.88	119		<b>0:32:45.63</b>	+0:03:41.63
108	82	<b>BOX Archie</b>	 GBR.1998.23201	0:07:33.87 0:08:25.57	75 134	0:05:25.70	86	0:03:04.21	86	0:08:20.64	81		<b>0:32:49.99</b>	+0:03:45.99
109	143	<b>BISSON Zian</b>	 FRA.2000.26059	0:07:51.83 0:07:27.57	124 73	0:05:29.30	97	0:03:10.53	113	0:08:53.53	130		<b>0:32:52.76</b>	+0:03:48.76
110	144	<b>HASSFELD Joel</b>	 GER.1998.33907	0:07:54.75 0:07:36.40	127 98	0:05:29.23	96	0:03:14.78	135	0:08:38.95	113		<b>0:32:54.11</b>	+0:03:50.11
111	129	<b>MUELLER Igor</b>	 SUI.1996.22665	0:07:55.68 0:07:36.77	128 99	0:05:34.22	118	0:03:05.44	94	0:08:44.93	123		<b>0:32:57.04</b>	+0:03:53.04
112	121	<b>SHUCKSMITH Samuel</b>	 GBR.1990.23007	0:07:45.93 0:07:47.25	110 118	0:05:39.12	128	0:03:06.49	99	0:08:41.77	117		<b>0:33:00.56</b>	+0:03:56.56
113	100	<b>MCBAIN Calum</b>	 GBR.1998.33913	0:09:13.63 0:07:29.37	150 82	0:05:21.60	73	0:02:54.19	22	0:08:03.65	40		<b>0:33:02.44</b>	+0:03:58.44

## RESULTS OVERALL

Pos	Plate	Name Team	Nat EWS number	Stage 1PRO Stage 5	Pos Pos	Stage 2	Pos	Stage 3	Pos	Stage 4Q	Pos	Penalties	Time	Gap
<b>MEN</b>														
114	158	<b>OPPLIGER Timothee</b>	 SUI.1992.21701	0:07:50.19 0:07:38.68	119 104	0:05:47.63	139	0:03:13.47	129	0:08:39.79	114		<b>0:33:09.76</b>	+0:04:05.76
115	189	<b>GARCIA Tom</b>	 FRA.1990.22226	0:07:56.35 0:07:44.52	131 114	0:05:37.15	126	0:03:09.78	111	0:08:42.75	118		<b>0:33:10.55</b>	+0:04:06.55
116	94	<b>OMDAL Oskar</b>	 NOR.2000.32277	0:07:42.34 0:07:33.49	96 93	0:05:32.17	109	0:03:07.09	100	0:08:23.83	85	0:01:00.00	<b>0:33:18.92</b>	+0:04:14.92
117	183	<b>WIDEN Johan</b>	 SWE.1994.39149	0:08:02.63 0:07:44.08	136 113	0:05:29.64	101	0:03:08.71	107	0:08:54.04	131		<b>0:33:19.10</b>	+0:04:15.10
118	177	<b>GONDOUIN Antoine</b>	 FRA.1997.27800	0:07:56.18 0:07:34.75	129 94	0:05:52.97	143	0:03:15.54	137	0:08:43.16	120		<b>0:33:22.60</b>	+0:04:18.60
119	120	<b>BARICH Leopold</b> RDN Racing	 GER.1998.22342	0:08:06.58 0:07:46.10	139 115	0:05:40.60	129	0:03:12.69	125	0:08:40.59	115		<b>0:33:26.56</b>	+0:04:22.56
120	93	<b>JENSEN Henrik</b>	 GBR.1998.25933	0:07:39.86 0:07:47.89	91 119	0:05:36.02	124	0:03:08.25	104	0:09:15.40	139		<b>0:33:27.42</b>	+0:04:23.42
121	164	<b>SCHULER Mike</b> Swiss Enduro Team by Giant	 SUI.1991.37067	0:08:12.87 0:07:46.77	141 116	0:05:49.30	141	0:03:08.78	109	0:08:31.65	105		<b>0:33:29.37</b>	+0:04:25.37
122	179	<b>BRIQUEZ Cyril</b>	 FRA.1992.22135	0:08:01.15 0:07:50.25	135 122	0:05:35.63	122	0:03:11.93	122	0:08:50.86	128		<b>0:33:29.82</b>	+0:04:25.82
123	160	<b>ANDERSEN Mads Bo</b>	 DEN.1996.34154	0:07:57.39 0:07:50.17	132 121	0:05:42.72	133	0:03:13.55	130	0:08:55.75	132		<b>0:33:39.58</b>	+0:04:35.58
124	112	<b>HUTCHENS Chris</b>	 GBR.1989.22999	0:07:50.57 0:08:06.78	121 131	0:05:28.65	93	0:03:24.55	145	0:08:49.46	126		<b>0:33:40.01</b>	+0:04:36.01
125	171	<b>MARCHESE Francesco</b>	 ITA.2000.32885	0:08:00.70 0:07:56.55	134 127	0:05:37.45	127	0:03:19.43	143	0:08:49.80	127		<b>0:33:43.93</b>	+0:04:39.93








## RESULTS OVERALL

Pos	Plate	Name Team	Nat EWS number	Stage 1PRO Stage 5	Pos Pos	Stage 2	Pos Pos	Stage 3	Pos Pos	Stage 4Q	Pos Pos	Penalties	Time	Gap
<b>MEN</b>														
126	159	<b>DOLGOS Robin</b>	 FRA.1999.23576	0:07:52.75 0:08:01.68	125 129	0:05:41.35	131	0:03:13.55	130	0:08:56.06	133		<b>0:33:45.39</b>	+0:04:41.39
127	174	<b>BAUSCHERT Alan</b>	 FRA.1999.26464	0:08:04.86 0:07:59.40	138 128	0:05:48.05	140	0:03:14.64	133	0:08:51.14	129		<b>0:33:58.09</b>	+0:04:54.09
128	145	<b>GROTTI Nicola</b> Abetone FullOut Gravity	 ITA.2000.21925	0:07:49.60 0:08:23.13	118 133	0:05:51.86	142	0:03:12.17	124	0:08:44.75	122		<b>0:34:01.51</b>	+0:04:57.51
129	168	<b>ORIOLE Stephan</b>	 FRA.1988.38650	0:07:59.40 0:07:50.94	133 124	0:05:26.42	87	0:03:09.50	110	0:08:43.32	121	0:01:00.00	<b>0:34:09.58</b>	+0:05:05.58
130	127	<b>LAMBERT Louis</b> Hotlines Nukeproof Racing	 FRA.1999.37231	0:07:43.36 0:08:55.75	100 139	0:05:45.26	134	0:03:08.39	105	0:08:40.80	116		<b>0:34:13.56</b>	+0:05:09.56
131	125	<b>SWANBECK Daniel</b>	 SWE.1990.32435	0:07:34.67 0:09:30.02	79 141	0:05:26.50	89	0:03:13.40	128	0:08:31.15	99		<b>0:34:15.74</b>	+0:05:11.74
132	128	<b>PERISSE Elouan</b> Hotlines Nukeproof Racing	 FRA.2001.34083	0:07:56.27 0:07:47.98	130 120	0:05:33.73	115	0:03:16.50	141	0:09:41.79	144		<b>0:34:16.27</b>	+0:05:12.27
133	187	<b>SACCON Matteo</b> Abetone FullOut Gravity	 ITA.2000.21866	0:08:15.43 0:08:04.30	142 130	0:05:46.40	135	0:03:18.10	142	0:09:05.75	137		<b>0:34:29.98</b>	+0:05:25.98
134	166	<b>LAGASSEY Justin</b>	 USA.1991.22065	0:08:23.56 0:08:14.83	144 132	0:05:55.83	144	0:03:16.15	140	0:09:05.67	136		<b>0:34:56.04</b>	+0:05:52.04
135	122	<b>JONES Jono</b> Propain Factory Enduro	 GBR.1994.37370	0:07:44.77 0:08:26.29	109 135	0:06:34.88	147	0:03:11.82	120	0:09:31.25	141		<b>0:35:29.01</b>	+0:06:25.01
136	190	<b>MANDIN Oscar</b> Rossignol Factory Team	 FRA.1997.53639	0:08:25.57 0:08:29.14	145 137	0:05:47.05	137	0:03:11.78	119	0:09:40.22	143		<b>0:35:33.76</b>	+0:06:29.76
137	184	<b>BARTON Oliver</b>	 GBR.1990.33513	0:08:30.85 0:08:26.62	146 136	0:06:10.55	146	0:03:30.48	147	0:09:13.31	138		<b>0:35:51.81</b>	+0:06:47.81





## RESULTS OVERALL

Pos	Plate	Name Team	Nat EWS number	Stage 1PRO Stage 5	Pos Pos	Stage 2	Pos Pos	Stage 3	Pos Pos	Stage 4Q	Pos Pos	Penalties	Time	Gap
<b>MEN</b>														
138	173	CASAL VALLS Guillem	 AND.1995.22127	0:07:50.43 0:07:47.02	120 117	0:05:34.57	120	0:03:15.57	138	0:11:26.17	145		<b>0:35:53.76</b>	+0:06:49.76
139	161	HORNER Youen	 IRL.1994.36235	0:08:47.64 0:08:30.55	149 138	0:06:08.45	145	0:03:26.16	146	0:09:29.53	140		<b>0:36:22.33</b>	+0:07:18.33
140	153	CHAPUIS Maxime	 SUI.1994.22784	0:07:40.90 0:07:28.65	93 77	0:05:27.98	91	0:03:11.50	118	0:08:29.85	95	0:05:00.00	<b>0:37:18.88</b>	+0:08:14.88
141	36	WALL Evan Devinci Global Racing	 CAN.1999.23531	0:08:23.45 0:13:47.59	143 142	0:05:12.07	32	0:02:56.67	41	0:08:04.77	43		<b>0:38:24.55</b>	+0:09:20.55
142	138	DEMUYLDER Jonas	 BEL.1997.25196	0:07:51.50 0:07:38.10	122 102	0:05:35.84	123	0:03:11.35	116	0:09:31.64	142	0:05:00.00	<b>0:38:48.43</b>	+0:09:44.43
DNF	92	BRATSCHI Tim	 SUI.1988.23005	0:07:18.73	37	0:05:12.85	35	0:02:55.60	35	0:08:29.95	97			
DNF	188	JONSSON Sharjah	 RSA.1999.22749	0:08:12.83	140	0:05:46.47	136	0:03:10.77	114	0:08:45.15	124			
DNF	193	PRATAMA Rama Teguh Ady	 INA.1999.33110	0:08:36.02	147	0:05:47.15	138	0:03:10.32	112	0:09:04.40	135	0:05:00.00		
DNF	70	LUTHI Patrick	 SUI.1992.22607	0:07:21.58	43	0:05:15.77	47	0:03:00.90	66					
DNF	148	MYSIK Milan	 CZE.1993.22051	0:07:33.44	73	0:05:31.60	107	0:03:14.72	134			0:01:00.00		
DNF	135	WILLNER Nick	 GER.1999.22551	0:07:42.75	98	0:05:34.00	116	0:11:37.52	148					
DNF	110	CHARVAT Matej	 CZE.1985.30440	0:07:34.95	80	0:31:05.20	149							

## RESULTS OVERALL













Pos	Plate	Name Team	Nat EWS number	Stage 1PRO Stage 5	Pos Pos	Stage 2	Pos Pos	Stage 3	Pos Pos	Stage 4Q	Pos Pos	Penalties	Time	Gap
<b>MEN</b>														
DNF	186	<b>BLACHERE Nans</b>	 FRA.1989.37519	0:08:41.40	148									
DSQ	27	<b>JEANDEL Louis</b> Commencal Enduro Project	 FRA.1998.22140	0:07:11.17 0:07:14.75		0:05:05.92		0:02:55.50		0:10:07.01				
DNS	96	<b>WILDHABER Gustav</b> Cube Action Team	 SUI.1988.21848											
DNS	22	<b>LUCAS Cole</b> Ibis Enduro Team	 NZL.1998.23013											
DNS	106	<b>RAIMONDI Matteo</b>	 ITA.1995.22277											
DNS	10	<b>WALKER Matthew</b> Pivot Factory Racing	 NZL.1990.21846											
DNS	108	<b>ESCUDIER Thomas</b>	 FRA.1991.21945											

### MEN | Master 35+












1	320	<b>AUSTERMUHLE Ian</b>	 GBR.1980.21590	0:08:03.73 <del>0:07:25.87</del>	7 1	0:05:26.28	2	<u>0:03:04.87</u>	1	<u>0:08:37.75</u>	1		<b>0:32:38.50</b>	
2	323	<b>AMOUR Karim</b> BH Enduro Racing Team	 FRA.1975.21696	<del>0:07:51.23</del> 0:07:39.35	1 4	0:05:26.47	3	0:03:08.96	2	0:08:46.93	2		<b>0:32:52.94</b>	+0:00:14.44
3	312	<b>VANER Jan</b>	 CZE.1983.22385	0:07:58.18 0:07:37.91	3 2	0:05:27.04	4	0:03:10.98	4	0:08:47.95	3		<b>0:33:02.06</b>	+0:00:23.56
4	300	<b>BAHLER Jonas</b>	 SUI.1987.21706	0:07:54.00 0:07:39.94	2 5	0:05:35.80	5	0:03:10.25	3	0:08:49.94	4		<b>0:33:09.93</b>	+0:00:31.43















## RESULTS OVERALL

Pos	Plate	Name Team	Nat EWS number	Stage 1PRO Stage 5	Pos Pos	Stage 2	Pos Pos	Stage 3	Pos Pos	Stage 4Q	Pos Pos	Penalties	Time	Gap
<b>MEN   Master 35+</b>														
5	321	<b>WEIDEMANN Mads</b>	 DEN.1982.33629	0:07:58.88 0:07:43.60	4 6	<u>0:05:24.69</u>	<u>1</u>	0:03:16.46	12	0:09:03.96	8		<b>0:33:27.59</b>	+0:00:49.09
6	311	<b>BROOKES Martyn</b>	 GBR.1987.23008	0:08:01.43 0:07:38.64	6 3	0:05:40.88	8	0:03:13.31	9	0:09:00.42	6		<b>0:33:34.68</b>	+0:00:56.18
7	319	<b>BERNARD Guillaume</b>	 FRA.1983.22861	0:08:08.70 0:07:53.34	8 11	0:05:37.99	6	0:03:11.52	5	0:09:13.43	10		<b>0:34:04.98</b>	+0:01:26.48
8	322	<b>CARREZ Cedric</b> Lapierre Zipp Collective	 FRA.1978.23588	0:08:13.15 0:07:51.68	11 8	0:05:45.95	13	0:03:16.10	10	0:09:02.67	7		<b>0:34:09.55</b>	+0:01:31.05
9	314	<b>KULHAVY Radek</b>	 CZE.1984.25807	0:08:01.22 0:08:02.23	5 13	0:05:38.09	7	0:03:19.20	13	0:09:14.27	12		<b>0:34:15.01</b>	+0:01:36.51
10	296	<b>TEXIER Benoit</b>	 FRA.1983.39314	0:08:16.15 0:07:52.82	14 10	0:05:45.22	11	0:03:12.57	8	0:09:08.75	9		<b>0:34:15.51</b>	+0:01:37.01
11	310	<b>CHANDLER Kane</b>	 GBR.1985.21345	0:08:12.73 0:07:52.75	10 9	0:05:43.87	9	0:03:12.53	7	0:09:13.85	11		<b>0:34:15.73</b>	+0:01:37.23
12	295	<b>KLEINDIENST Andre</b>	 GER.1978.24871	0:08:12.15 0:07:59.42	9 12	0:05:45.62	12	0:03:31.30	22	0:09:25.07	15		<b>0:34:53.56</b>	+0:02:15.06
13	302	<b>GARCIA Anthony</b>	 FRA.1985.26182	0:08:13.80 0:07:44.64	12 7	0:05:48.60	14	0:03:11.63	6	0:08:57.35	5	0:01:00.00	<b>0:34:56.02</b>	+0:02:17.52
14	316	<b>LOCHHEAD Andrew</b>	 GBR.1984.25456	0:08:17.02 0:08:08.40	15 14	0:05:54.30	15	0:03:16.31	11	0:09:40.31	18		<b>0:35:16.34</b>	+0:02:37.84
15	304	<b>NEGRO Claudio</b>	 SUI.1985.22754	0:08:26.85 0:08:18.67	16 17	0:06:00.82	19	0:03:19.96	15	0:09:23.93	14		<b>0:35:30.23</b>	+0:02:51.73
16	317	<b>LAWWILL Joe</b>	 USA.1970.24749	0:08:28.77 0:08:08.80	17 15	0:06:03.54	21	0:03:24.78	18	0:09:33.30	17		<b>0:35:39.19</b>	+0:03:00.69













## RESULTS OVERALL

Pos	Plate	Name Team	Nat EWS number	Stage 1PRO Stage 5	Pos Pos	Stage 2	Pos Pos	Stage 3	Pos Pos	Stage 4Q	Pos Pos	Penalties	Time	Gap
<b>MEN   Master 35+</b>														
17	315	<b>CALVEZ Mathieu</b> Hotlines Nukeproof Racing	 FRA.1986.22152	0:08:33.71 0:08:16.37	19 16	0:05:59.98	18	0:03:25.97	20	0:09:31.47	16		<b>0:35:47.50</b>	+0:03:09.00
18	313	<b>HEIMEL Paul</b>	 AUT.1987.24509	0:08:14.94 0:09:36.15	13 24	0:05:44.50	10	0:03:19.55	14	0:09:16.05	13		<b>0:36:11.19</b>	+0:03:32.69
19	293	<b>SASAKI Hiroshi</b>	 JPN.1979.30239	0:08:42.90 0:08:26.88	22 18	0:05:55.52	17	0:03:20.06	16	0:09:59.56	21		<b>0:36:24.92</b>	+0:03:46.42
20	305	<b>BLACKMORE Chris</b>	 GBR.1975.35374	0:08:40.97 0:08:30.64	20 19	0:06:02.00	20	0:03:36.66	24	0:09:41.36	19		<b>0:36:31.63</b>	+0:03:53.13
21	309	<b>FELLGETT Theo</b>	 GBR.1986.38997	0:08:51.17 0:08:31.29	23 20	0:06:08.57	22	0:03:25.62	19	0:09:45.81	20		<b>0:36:42.46</b>	+0:04:03.96
22	307	<b>EICHINGER Christoph</b>	 GER.1980.39926	0:09:13.68 0:08:42.07	24 21	0:06:11.69	23	0:03:34.72	23	0:10:00.57	22		<b>0:37:42.73</b>	+0:05:04.23
23	308	<b>KARB Ingo</b>	 GER.1973.27505	0:09:15.03 0:08:46.83	25 22	0:06:18.25	24	0:03:26.13	21	0:10:30.25	23		<b>0:38:16.49</b>	+0:05:37.99
24	254	<b>PONS CANO Santiago</b>	 MEX.1978.40293	0:09:54.73 0:09:26.73	26 23	0:06:42.50	25	0:04:01.05	25	0:10:43.85	24		<b>0:40:48.86</b>	+0:08:10.36
DNF	297	<b>RIMONDO Matteo</b>	 ITA.1984.25677	0:08:29.12	18	0:05:55.05	16	0:03:20.77	17					
DNF	318	<b>CORRE Ludovic</b>	 FRA.1983.21638	0:08:42.28	21									
DNS	292	<b>HUGHES David</b>	 IRL.1971.21814											





## RESULTS OVERALL

Pos	Plate	Name Team	Nat EWS number	Stage 1PRO Stage 5	Pos Pos	Stage 2	Pos Pos	Stage 3	Pos Pos	Stage 4Q	Pos Pos	Penalties	Time	Gap
<b>MEN   Under 21</b>														
1	290	<b>MEIER-SMITH Luke</b> Propain Factory Enduro	 AUS.2002.25147	0:07:15.08 0:07:02.92	1 1	0:05:05.92	1	0:02:53.85	3	0:08:05.54	2		<b>0:30:23.31</b>	
2	275	<b>RYYNANEN Tarmo</b>	 FIN.2002.31950	0:07:15.32 0:07:11.34	2 4	0:05:07.15	3	0:02:53.32	1	0:08:04.38	1		<b>0:30:31.51</b>	+0:00:08.20
3	276	<b>ICARDO Alexis</b> Canyon CLLTV Dainese	 FRA.2003.31902	0:07:25.50 0:07:07.12	6 3	0:05:07.02	2	0:02:55.32	5	0:08:07.15	4		<b>0:30:42.11</b>	+0:00:18.80
4	286	<b>PIERCY Jack</b> Commencal Les Orres Team	 GBR.2004.36927	0:07:22.31 0:07:18.37	3 9	0:05:10.15	4	0:02:53.77	2	0:08:08.30	6		<b>0:30:52.90</b>	+0:00:29.59
5	283	<b>BERTINI Lisandru</b> Lapierre Zipp Collective	 FRA.2004.36198	0:07:26.70 0:07:11.78	8 5	0:05:22.10	19	0:02:57.00	9	0:08:13.14	7		<b>0:31:10.72</b>	+0:00:47.41
6	288	<b>GILCHRIST Ryan</b>	 AUS.2002.36859	0:07:23.82 0:07:20.33	5 11	0:05:14.69	6	0:02:58.60	15	0:08:14.33	8		<b>0:31:11.77</b>	+0:00:48.46
7	289	<b>HANCOCK Emmett</b>	 CAN.2002.37051	0:07:23.32 0:07:30.83	4 21	0:05:17.35	11	0:03:03.13	25	0:08:05.77	3		<b>0:31:20.40</b>	+0:00:57.09
8	291	<b>SHERLOCK Seth</b>	 CAN.2002.40432	0:07:35.65 0:07:06.67	15 2	0:05:38.42	39	0:02:57.68	11	0:08:08.10	5		<b>0:31:26.52</b>	+0:01:03.21
9	280	<b>KLOKOCA Vojtech</b>	 CZE.2004.36797	0:07:38.30 0:07:14.83	18 7	0:05:16.40	10	0:02:58.50	13	0:08:18.91	10		<b>0:31:26.94</b>	+0:01:03.63
10	285	<b>HELLY Johnathan</b>	 CAN.2003.27147	0:07:38.88 0:07:13.82	19 6	0:05:18.04	14	0:02:58.98	16	0:08:18.56	9		<b>0:31:28.28</b>	+0:01:04.97
11	265	<b>HOFMANN Noah</b>	 AUT.2003.36750	0:07:35.50 0:07:18.56	14 10	0:05:15.35	8	0:03:04.23	29	0:08:20.25	11		<b>0:31:33.89</b>	+0:01:10.58
12	287	<b>SCHEELE William</b>	 NOR.2003.33415	0:07:36.55 0:07:23.77	16 13	0:05:15.83	9	0:02:57.45	10	0:08:20.79	13		<b>0:31:34.39</b>	+0:01:11.08



## RESULTS OVERALL

Pos	Plate	Name Team	Nat EWS number	Stage 1PRO Stage 5	Pos Pos	Stage 2	Pos Pos	Stage 3	Pos Pos	Stage 4Q	Pos Pos	Penalties	Time	Gap
<b>MEN   Under 21</b>														
13	282	<b>KAUX Marin</b> Tribe Pyrenees Gravity	 FRA.2002.30383	0:07:34.90 0:07:18.33	13 8	0:05:21.08	16	0:02:59.17	17	0:08:30.98	17		<b>0:31:44.46</b>	+0:01:21.15
14	273	<b>PIVNICKA Jakub</b>	 CZE.2005.38692	0:07:25.87 0:07:27.19	7 17	0:05:19.95	15	0:02:58.56	14	0:08:41.58	30		<b>0:31:53.15</b>	+0:01:29.84
15	281	<b>RODGERS Lief</b>	 CAN.2003.26651	0:07:36.78 0:07:26.56	17 15	0:05:22.87	20	0:03:00.65	19	0:08:30.43	16		<b>0:31:57.29</b>	+0:01:33.98
16	279	<b>FOURCADE Luca</b> Tribe Pyrenees Gravity	 FRA.2003.35944	0:07:39.20 0:07:30.38	20 20	0:05:23.18	21	0:03:02.00	24	0:08:26.56	15		<b>0:32:01.32</b>	+0:01:38.01
17	278	<b>LESQUIR Tom</b> Hotlines Nukeproof Racing	 FRA.2003.36215	0:07:43.30 0:07:27.57	25 18	0:05:29.20	28	0:03:00.89	20	0:08:37.40	23		<b>0:32:18.36</b>	+0:01:55.05
18	258	<b>ABELLA Leo</b>	 FRA.2005.54368	0:07:56.43 0:07:23.69	41 12	0:05:21.57	17	0:02:56.68	8	0:08:40.28	28		<b>0:32:18.65</b>	+0:01:55.34
19	271	<b>HEINE Geraud</b>	 BEL.2004.25833	0:07:45.94 0:07:26.67	26 16	0:05:30.13	29	0:03:00.22	18	0:08:38.65	25		<b>0:32:21.61</b>	+0:01:58.30
20	253	<b>JOLY Enzo</b>	 FRA.2005.39338	0:07:48.27 0:07:38.06	29 30	0:05:24.30	23	0:03:01.10	21	0:08:32.35	19		<b>0:32:24.08</b>	+0:02:00.77
21	267	<b>ESCHLER Lasse</b>	 GER.2005.37539	0:07:56.40 0:07:32.80	40 23	0:05:26.09	24	0:03:04.22	28	0:08:25.36	14		<b>0:32:24.87</b>	+0:02:01.56
22	345	<b>CUELLAR ALONSO Adrian</b>	 ESP.2003.52648	0:07:34.87 0:08:17.37	12 55	0:05:17.70	12	0:02:55.07	4	0:08:20.33	12		<b>0:32:25.34</b>	+0:02:02.03
23	261	<b>FUCHS Peter</b>	 GER.2002.33379	0:07:42.48 0:07:33.21	24 25	0:05:30.81	32	0:03:10.67	45	0:08:33.83	20		<b>0:32:31.00</b>	+0:02:07.69
24	252	<b>MAGHETTI Alessandro</b> WeRide Racing Team	 SUI.2004.38363	0:07:41.87 0:07:32.89	23 24	0:05:28.55	27	0:03:09.50	41	0:08:39.68	26		<b>0:32:32.49</b>	+0:02:09.18

## RESULTS OVERALL













Pos	Plate	Name Team	Nat EWS number	Stage 1PRO Stage 5	Pos Pos	Stage 2	Pos Pos	Stage 3	Pos Pos	Stage 4Q	Pos Pos	Penalties	Time	Gap
<b>MEN   Under 21</b>														
25	251	MAXA Adam	 CZE.2004.52585	0:07:46.95 0:07:34.31	27 27	0:05:23.61	22	0:03:01.62	22	0:08:47.61	36		<b>0:32:34.10</b>	+0:02:10.79
26	242	BACHELET Baptiste	 FRA.2004.36979	0:07:49.42 0:07:25.65	31 14	0:05:41.89	47	0:03:08.23	34	0:08:34.86	22		<b>0:32:40.05</b>	+0:02:16.74
27	232	FERON Mael	 FRA.2004.54260	0:07:48.25 0:07:33.48	28 26	0:05:30.97	33	0:03:11.00	46	0:08:37.64	24		<b>0:32:41.34</b>	+0:02:18.03
28	269	HOGLUND Andreas	 SWE.2002.36347	0:07:54.20 0:07:31.12	36 22	0:05:32.07	34	0:03:07.23	32	0:08:43.85	33		<b>0:32:48.47</b>	+0:02:25.16
29	239	CORRAL GALLARDO Benjamin	 CHI.2003.33574	0:07:55.93 0:07:35.87	37 28	0:05:37.85	37	0:03:09.43	40	0:08:34.14	21		<b>0:32:53.22</b>	+0:02:29.91
30	284	FAIRBROTHER Matthew	 NZL.2004.35439	0:07:57.93 0:07:37.75	45 29	0:05:30.15	30	0:03:06.70	31	0:08:41.62	31		<b>0:32:54.15</b>	+0:02:30.84
31	234	JOLY Emilien	 FRA.2005.39337	0:07:49.15 0:07:42.97	30 38	0:05:33.66	35	0:03:10.38	42	0:08:40.12	27		<b>0:32:56.28</b>	+0:02:32.97
32	255	BUENGEN Lars Henrik Swiss Enduro Team by Giant	 SUI.2005.27225	0:07:52.17 0:07:38.30	33 31	0:05:30.45	31	0:03:08.40	36	0:08:53.05	41		<b>0:33:02.37</b>	+0:02:39.06
33	241	MARSOT Antonin	 FRA.2005.50795	0:07:49.44 0:07:39.08	32 33	0:05:34.65	36	0:03:08.60	37	0:08:54.77	42		<b>0:33:06.54</b>	+0:02:43.23
34	249	CREASE Henry	 GBR.2003.36925	0:07:39.47 0:07:30.13	21 19	0:06:21.66	57	0:03:04.00	27	0:08:31.60	18		<b>0:33:06.86</b>	+0:02:43.55
35	338	KYME Gus	 AUS.2004.37152	0:07:52.28 0:07:46.80	34 41	0:05:39.23	41	0:03:10.55	44	0:08:41.11	29		<b>0:33:09.97</b>	+0:02:46.66

## RESULTS OVERALL

Pos	Plate	Name Team	Nat EWS number	Stage 1 PRO Stage 5	Pos Pos	Stage 2	Pos	Stage 3	Pos	Stage 4 Q	Pos	Penalties	Time	Gap
<b>MEN   Under 21</b>														
36	257	<b>PLEINDOUX Simeon</b> Hotlines Nukeproof Racing	 FRA.2003.34644	0:07:28.52 0:07:50.10	9 44	0:05:15.16	7	0:02:58.35	12	0:09:45.55	53		<b>0:33:17.68</b>	+0:02:54.37
37	240	<b>MALEVEZ Clement</b>	 BEL.2002.33413	0:07:56.52 0:07:42.05	42 35	0:05:40.55	45	0:03:09.40	39	0:08:49.69	38		<b>0:33:18.21</b>	+0:02:54.90
38	246	<b>GANTNER Mathis</b>	 SUI.2003.40468	0:08:05.45 0:07:42.75	49 37	0:05:40.05	44	0:03:13.38	50	0:08:43.95	34		<b>0:33:25.58</b>	+0:03:02.27
39	262	<b>FOCKENBERGER Timmy</b>	 AUT.2003.33138	0:08:09.00 0:07:42.60	52 36	0:05:46.20	50	0:03:10.40	43	0:08:43.19	32		<b>0:33:31.39</b>	+0:03:08.08
40	236	<b>MAYR Mika</b>	 SUI.2005.34202	0:08:08.02 0:07:45.16	51 39	0:05:41.12	46	0:03:11.43	47	0:08:46.90	35		<b>0:33:32.63</b>	+0:03:09.32
41	259	<b>HARROP Zack</b>	 GBR.2003.30354	0:07:57.75 0:07:55.24	44 47	0:05:28.15	25	0:03:04.92	30	0:09:07.75	49		<b>0:33:33.81</b>	+0:03:10.50
42	137	<b>CONROY Brendan</b>	 IRL.2004.39139	0:08:01.30 0:07:47.48	47 42	0:05:46.53	51	0:03:08.00	33	0:09:05.45	48		<b>0:33:48.76</b>	+0:03:25.45
43	272	<b>RANDELL Jayden</b>	 GBR.2003.27895	0:08:05.94 0:07:50.81	50 45	0:05:42.83	48	0:03:09.35	38	0:09:02.89	45		<b>0:33:51.82</b>	+0:03:28.51
44	238	<b>JONSON Noa</b>	 SWE.2003.37674	0:07:58.97 0:07:58.26	46 50	0:05:38.56	40	0:03:16.43	53	0:09:00.71	43		<b>0:33:52.93</b>	+0:03:29.62
45	233	<b>ROUKENS Alexis</b>	 BEL.2002.36129	0:08:01.65 0:07:38.44	48 32	0:05:38.22	38	0:03:08.29	35	0:09:28.33	50		<b>0:33:54.93</b>	+0:03:31.62
46	245	<b>DEMARTEAU Colin</b>	 BEL.2003.33889	0:08:10.24 0:07:46.63	53 40	0:05:47.29	53	0:03:11.98	49	0:09:02.41	44		<b>0:33:58.55</b>	+0:03:35.24
47	237	<b>HARTMANN Jannik</b>	 GER.2005.37205	0:07:56.17 0:07:56.34	38 48	0:05:39.73	43	0:03:27.34	58	0:09:04.38	47		<b>0:34:03.96</b>	+0:03:40.65














## RESULTS OVERALL

Pos	Plate	Name Team	Nat EWS number	Stage 1PRO Stage 5	Pos Pos	Stage 2	Pos	Stage 3	Pos	Stage 4Q	Pos	Penalties	Time	Gap
<b>MEN   Under 21</b>														
48	266	<b>BROWN Lewis</b>	 GBR.2002.37821	0:07:56.80 0:07:41.22	43 34	0:05:28.25	26	0:03:11.77	48	0:09:51.25	54		<b>0:34:09.29</b>	+0:03:45.98
49	268	<b>WHITE Ronan</b>	 GBR.2002.36972	0:08:20.85 0:07:54.69	56 46	0:05:44.15	49	0:03:22.33	57	0:08:52.15	39		<b>0:34:14.17</b>	+0:03:50.86
50	235	<b>VLASKOVAC Ben</b>	 GER.2003.35875	0:09:12.85 0:07:56.63	59 49	0:05:53.60	56	0:03:19.21	56	0:08:52.83	40		<b>0:35:15.12</b>	+0:04:51.81
51	256	<b>ALBER Lennard</b>	 GER.2002.35750	0:08:39.33 0:08:15.45	58 53	0:05:46.62	52	0:03:15.22	51	0:09:35.85	52		<b>0:35:32.47</b>	+0:05:09.16
52	244	<b>WEIHING Leon</b>	 GER.2003.33397	0:08:15.18 0:07:59.70	55 51	0:07:08.19	58	0:03:17.87	54	0:09:03.36	46		<b>0:35:44.30</b>	+0:05:20.99
53	248	<b>PLATT Dom</b>	 GBR.2005.37944	0:07:53.55 0:08:00.37	35 52	0:05:21.89	18	0:03:03.77	26	0:12:51.18	56		<b>0:37:10.76</b>	+0:06:47.45
54	243	<b>SCHLEICHER Valentin</b> RDN Racing	 GER.2002.26946	0:08:38.57 0:08:16.90	57 54	0:05:47.85	54	0:03:16.33	52	0:09:33.11	51	0:03:00.00	<b>0:38:32.76</b>	+0:08:09.45
55	260	<b>FORBES Lachie</b>	 AUS.2003.36655	0:10:08.34 0:07:49.28	60 43	0:13:23.55	59	0:03:17.90	55	0:08:47.69	37	0:05:00.00	<b>0:48:26.76</b>	+0:18:03.45
DNF	274	<b>MEIER-SMITH Remy</b> Propain Factory Enduro	 AUS.2004.40508	0:07:33.77	10	0:05:17.96	13	0:02:56.55	7	0:10:19.83	55			
DNF	277	<b>SMRDEL Miha</b>	 SLO.2004.38908	0:07:34.21	11	0:05:14.10	5	0:02:56.39	6					
DNF	343	<b>HEMMERLING Thore</b>	 GER.2002.39148	0:07:40.85	22	0:05:39.27	42	0:03:01.62	22					
DNF	247	<b>JOHANSSON Olle</b>	 SWE.2004.39449	0:08:11.65	54	0:05:50.08	55	0:03:28.38	59					

## RESULTS OVERALL

Pos	Plate	Name Team	Nat EWS number	Stage 1PRO Stage 5	Pos Pos	Stage 2	Pos Pos	Stage 3	Pos Pos	Stage 4Q	Pos Pos	Penalties	Time	Gap
<b>MEN   Under 21</b>														
DNF	270	HUTMAN Omer	ISR.2004.40015	0:07:56.30	39									
<b>WOMEN</b>														
1	3	<b>COURDURIER Isabeau</b> Lapierre Zipp Collective	FRA.1994.21731	0:07:55.20 0:07:59.59	2 4	<u>0:05:38.80</u>	1	0:03:17.75	6	<u>0:08:48.68</u>	1		<b>0:33:40.02</b>	
2	4	<b>HARDEN Harriet</b> Trek Factory Racing	GBR.2001.22819	<u>0:07:51.24</u> 0:07:59.30	1 3	0:05:38.90	2	0:03:17.95	7	0:08:59.00	5		<b>0:33:46.39</b>	+0:00:06.37
3	2	<b>CHARRE Morgane</b> Pivot Factory Racing	FRA.1990.21958	0:08:03.42 <u>0:07:58.15</u>	4 1	0:05:44.00	3	0:03:21.05	8	0:08:50.90	2		<b>0:33:57.52</b>	+0:00:17.50
4	8	<b>CONOLLY Ella</b> Cannondale Enduro	GBR.1998.21859	0:08:03.00 0:08:00.95	3 6	0:05:48.98	6	0:03:17.14	5	0:08:52.40	3		<b>0:34:02.47</b>	+0:00:22.45
5	5	<b>KOREM Noga</b> GT Factory Racing	ISR.1991.21660	0:08:09.35 0:08:00.25	5 5	0:05:51.17	10	0:03:26.84	16	0:08:58.66	4		<b>0:34:26.27</b>	+0:00:46.25
6	41	<b>SCARSI Gloria</b> Canyon CLLTV Dainese	ITA.2000.36425	0:08:19.55 0:07:59.15	11 2	0:05:49.78	7	0:03:15.00	2	0:09:10.52	13		<b>0:34:34.00</b>	+0:00:53.98
7	10	<b>RICHTER Raphaela</b> Ibis Enduro Team	GER.1997.25746	0:08:19.13 0:08:11.92	10 11	0:05:51.75	11	0:03:16.81	4	0:09:03.85	10		<b>0:34:43.46</b>	+0:01:03.44
8	40	<b>MORRISON Rae</b> Liv Racing	NZL.1989.21630	0:08:13.70 0:08:07.57	8 8	0:05:50.87	9	0:03:28.71	20	0:09:02.90	9		<b>0:34:43.75</b>	+0:01:03.73
9	7	<b>BARAONA Rebecca</b> Yeti / Fox Factory Team	GBR.1993.21715	0:08:18.95 0:08:18.42	9 14	0:05:46.61	4	0:03:23.83	13	0:09:02.87	8		<b>0:34:50.68</b>	+0:01:10.66
10	46	<b>BAUMANN Lisa</b> Commencal Les Orres Team	SUI.2001.37332	0:08:10.53 0:08:10.33	6 9	0:05:48.27	5	<u>0:03:14.87</u>	1	0:09:32.10	26		<b>0:34:56.10</b>	+0:01:16.08












## RESULTS OVERALL

Pos	Plate	Name Team	Nat EWS number	Stage 1PRO Stage 5	Pos Pos	Stage 2	Pos Pos	Stage 3	Pos Pos	Stage 4Q	Pos Pos	Penalties	Time	Gap
<b>WOMEN</b>														
11	42	<b>COOK Becky</b>	 GBR.1986.21664	0:08:12.78 0:08:11.15	7 10	0:05:58.13	13	0:03:24.20	14	0:09:13.83	16		<b>0:35:00.09</b>	+0:01:20.07
12	196	<b>PRUDKOVA Barbora</b>	 CZE.1996.38768	0:08:27.85 0:08:24.15	14 16	0:05:57.57	12	0:03:25.58	15	0:09:00.36	7		<b>0:35:15.51</b>	+0:01:35.49
13	195	<b>MILLER Miranda</b>	 CAN.1990.21687	0:08:31.35 0:08:13.16	17 12	0:05:58.38	14	0:03:21.31	9	0:09:15.36	17		<b>0:35:19.56</b>	+0:01:39.54
14	47	<b>BRUCHLE Veronika</b> Cube Action Team	 GER.1995.22726	0:08:29.33 0:08:21.60	16 15	0:05:59.73	17	0:03:21.47	10	0:09:07.55	11		<b>0:35:19.68</b>	+0:01:39.66
15	43	<b>THOMA Ines</b>	 GER.1989.21750	0:08:24.05 0:08:28.87	12 24	0:05:58.83	15	0:03:27.38	18	0:09:12.75	15		<b>0:35:31.88</b>	+0:01:51.86
16	44	<b>DUVERT Julie</b> Theory Racing p/b ProBikeKit	 FRA.1996.21719	0:08:34.78 0:08:25.70	19 19	0:06:00.94	20	0:03:22.42	11	0:09:11.96	14		<b>0:35:35.80</b>	+0:01:55.78
17	206	<b>NEWKIRK Anna</b>	 USA.2001.25192	0:08:35.70 0:08:24.54	21 17	0:05:59.13	16	0:03:23.05	12	0:09:19.80	19		<b>0:35:42.22</b>	+0:02:02.20
18	52	<b>GEHRIG Carolin</b> Norco Factory Team	 SUI.1987.21665	0:08:28.42 0:08:26.20	15 21	0:06:03.30	23	0:03:30.35	22	0:09:18.00	18		<b>0:35:46.27</b>	+0:02:06.25
19	51	<b>GEHRIG Anita</b> Norco Factory Team	 SUI.1987.21718	0:08:31.78 0:08:28.59	18 23	0:06:02.88	22	0:03:33.65	27	0:09:27.25	22		<b>0:36:04.15</b>	+0:02:24.13
20	39	<b>LANTHIER NADEAU Andreane</b> Rocky Mountain Race Face	 CAN.1993.21609	0:09:19.05 0:08:15.22	35 13	0:06:00.83	19	0:03:26.93	17	0:09:07.72	12		<b>0:36:09.75</b>	+0:02:29.73
21	200	<b>ELLECASTA Nadine</b> Abetone FullOut Gravity	 ITA.1999.25437	0:08:27.30 0:08:24.82	13 18	0:06:02.60	21	0:03:30.47	23	0:09:46.23	30		<b>0:36:11.42</b>	+0:02:31.40







## RESULTS OVERALL

Pos	Plate	Name Team	Nat EWS number	Stage 1PRO Stage 5	Pos Pos	Stage 2	Pos	Stage 3	Pos	Stage 4Q	Pos	Penalties	Time	Gap
<b>WOMEN</b>														
22	194	<b>TAYLOR Chloe</b>	 GBR.1998.23462	0:08:39.96 0:08:30.81	25 26	0:06:00.01	18	0:03:30.28	21	0:09:31.58	25		<b>0:36:12.64</b>	+0:02:32.62
23	197	<b>STONE Jessica</b>	 GBR.1990.32154	0:08:52.61 0:08:25.73	29 20	0:06:07.84	25	0:03:33.94	28	0:09:22.19	20		<b>0:36:22.31</b>	+0:02:42.29
24	201	<b>BUREK Katarzyna</b>	 POL.1993.23240	0:08:39.87 0:08:27.43	24 22	0:06:10.21	27	0:03:33.37	26	0:09:34.39	27		<b>0:36:25.27</b>	+0:02:45.25
25	45	<b>JONNIER Morgane</b> Rossignol Factory Team	 FRA.1990.22559	0:08:42.45 0:08:35.87	26 27	0:06:08.25	26	0:03:35.57	30	0:09:30.85	24		<b>0:36:32.99</b>	+0:02:52.97
26	211	<b>VAN KAMPEN Ysaline</b>	 SUI.1998.33222	0:08:35.25 0:08:38.67	20 29	0:06:11.25	28	0:03:33.00	25	0:09:38.12	28		<b>0:36:36.29</b>	+0:02:56.27
27	217	<b>SMITH Ellie</b>	 AUS.2000.27032	0:08:36.95 0:08:29.83	22 25	0:06:34.65	38	0:03:39.67	34	0:09:24.05	21		<b>0:36:45.15</b>	+0:03:05.13
28	50	<b>WIEDENROTH Sofia</b> Specialized Racing	 GER.1995.24544	0:08:50.85 0:08:46.23	28 30	0:06:15.59	29	0:03:35.00	29	0:09:28.33	23		<b>0:36:56.00</b>	+0:03:15.98
29	202	<b>JOLIDON Sidonie</b>	 SUI.1987.31073	0:08:39.06 0:08:37.83	23 28	0:06:07.12	24	0:03:28.10	19	0:10:17.29	37		<b>0:37:09.40</b>	+0:03:29.38
30	1	<b>PUGIN Melanie</b> BH Enduro Racing Team	 FRA.1990.21693	0:11:13.58 0:08:05.88	41 7	0:05:49.98	8	0:03:16.22	3	0:08:59.44	6		<b>0:37:25.10</b>	+0:03:45.08
31	216	<b>CUTHBERT Zoe</b>	 AUS.2001.38369	0:08:57.72 0:08:51.88	30 31	0:06:16.69	31	0:03:49.30	37	0:09:41.63	29		<b>0:37:37.22</b>	+0:03:57.20
32	209	<b>RING Filipa</b>	 SWE.1990.39267	0:08:50.20 0:08:54.42	27 32	0:06:18.40	33	0:03:36.23	31	0:10:02.53	34		<b>0:37:41.78</b>	+0:04:01.76
33	205	<b>HOVORKA Anja</b>	 SUI.1989.37532	0:09:15.30 0:09:01.87	34 34	0:06:17.37	32	0:03:41.32	35	0:09:52.85	31		<b>0:38:08.71</b>	+0:04:28.69

## RESULTS OVERALL



Pos	Plate	Name Team	Nat EWS number	Stage 1PRO Stage 5	Pos Pos	Stage 2	Pos Pos	Stage 3	Pos Pos	Stage 4Q	Pos Pos	Penalties	Time	Gap
<b>WOMEN</b>														
34	213	DILLON Sian	 GBR.1994.35457	0:09:05.55 0:09:23.41	31 37	0:06:16.45	30	0:03:32.66	24	0:09:57.35	32		<b>0:38:15.42</b>	+0:04:35.40
35	210	DAVIDSSON Elina	 SWE.2001.38290	0:09:08.38 0:09:00.67	32 33	0:06:33.33	37	0:03:51.25	40	0:10:15.00	36		<b>0:38:48.63</b>	+0:05:08.61
36	204	NABER Tanja	 GER.1987.22367	0:09:19.63 0:09:06.61	36 35	0:06:30.71	36	0:03:51.04	39	0:10:02.11	33		<b>0:38:50.10</b>	+0:05:10.08
37	207	SUCH Morgane	 FRA.1994.27486	0:09:31.17 0:09:08.96	39 36	0:06:26.31	34	0:03:39.37	33	0:10:18.12	38		<b>0:39:03.93</b>	+0:05:23.91
38	215	MEYRAT Geraldine	 SUI.1988.38199	0:09:40.00 0:09:29.73	40 38	0:06:44.41	40	0:03:49.40	38	0:10:14.57	35		<b>0:39:58.11</b>	+0:06:18.09
39	212	JOHNSEN Jonna	 DEN.1992.27207	0:09:26.45 0:14:14.83	38 40	0:06:35.28	39	0:03:47.50	36	0:10:42.93	40		<b>0:44:46.99</b>	+0:11:06.97
40	214	PRIETO Naroa	 ESP.1999.38475	0:11:42.25 0:11:09.80	42 39	0:07:50.40	41	0:04:30.87	41	0:11:53.17	41		<b>0:47:06.49</b>	+0:13:26.47
DNF	208	YUSTO SANCHEZ Sara	 ESP.2000.39157	0:09:10.26	33	0:06:28.24	35	0:03:37.17	32	0:10:27.36	39			
DNF	203	RUTZ Lea Salome	 SUI.1995.33389	0:09:20.71	37									
DNS	199	REY Charlotte Tribe Pyrenees Gravity	 FRA.2000.31025											
DNS	48	FERGUSON Louise Nukeproof SRAM Factory Racing	 GBR.1996.22180											

## RESULTS OVERALL

Pos	Plate	Name Team	Nat EWS number	Stage 1PRO Stage 5	Pos Pos	Stage 2	Pos	Stage 3	Pos	Stage 4Q	Pos	Penalties	Time	Gap
<b>WOMEN   Master 35+</b>														
1	222	NESTLEROVA Fejola Stepanka	 CZE.1985.21761	0:08:57.96 0:08:46.90	1 1	0:06:39.95	1	0:03:46.40	1	0:09:52.20	1		0:38:03.41	
2	219	MICHEL Daniela	 SUI.1981.21559	0:09:45.66 0:09:20.50	3 2	0:06:50.41	2	0:03:57.27	3	0:10:21.50	4		0:40:15.34	+0:02:11.93
3	220	NEWELL Melissa	 NZL.1979.21458	0:09:32.44 0:09:23.22	2 4	0:07:04.08	3	0:03:56.60	2	0:10:20.49	3		0:40:16.83	+0:02:13.42
4	221	THOMSEN Sandra Bohn	 DEN.1983.33584	0:09:57.10 0:09:22.50	4 3	0:07:04.58	4	0:04:05.21	4	0:10:11.70	2		0:40:41.09	+0:02:37.68
<b>WOMEN   Under 21</b>														
1	230	LAN Emmy Norco Factory Team	 CAN.2004.33463	0:08:45.25 0:08:17.20	2 1	0:06:10.50	2	0:03:28.38	2	0:09:33.31	2		0:36:14.64	
2	231	RIVA Sophie	 ITA.2003.33949	0:08:44.97 0:08:41.30	1 2	0:06:03.46	1	0:03:27.76	1	0:09:29.50	1		0:36:26.99	+0:00:12.35
3	225	WEBER Helen RAAW // Levelnine Gravity	 GER.2002.36775	0:09:04.83 0:08:52.55	3 3	0:06:22.63	3	0:03:30.88	3	0:09:53.18	3		0:37:44.07	+0:01:29.43
4	228	HENRY Justine Tribe Pyrenees Gravity	 FRA.2003.32717	0:09:18.55 0:09:15.75	4 4	0:06:25.82	4	0:03:47.33	4	0:10:16.98	4		0:39:04.43	+0:02:49.79
5	229	BOUCHER Lily	 CAN.2004.40222	0:10:05.25 0:09:30.62	5 5	0:06:48.13	5	0:04:06.98	6	0:10:25.85	5		0:40:56.83	+0:04:42.19
6	223	BAR JOSEPH Zohar	 ISR.2005.50565	0:10:40.84 0:10:02.20	8 6	0:07:41.07	6	0:04:04.08	5	0:10:43.52	6		0:43:11.71	+0:06:57.07



## RESULTS OVERALL

Pos	Plate	Name Team	Nat EWS number	Stage 1PRO Stage 5	Pos Pos	Stage 2	Pos Pos	Stage 3	Pos Pos	Stage 4Q	Pos Pos	Penalties	Time	Gap
<b>WOMEN   Under 21</b>														
7	227	MULLIN Hannah	 IRL.2005.37699	0:10:24.40 0:10:15.91	6 7	0:07:49.57	8	0:04:10.70	7	0:11:29.98	7		<b>0:44:10.56</b>	+0:07:55.92
8	224	HOLM Hanna	 USA.2003.39590	0:10:24.95 0:11:46.05	7 8	0:07:48.80	7	0:04:35.98	8	0:11:45.85	8		<b>0:46:21.63</b>	+0:10:06.99

## RESULTS OVERALL

### Penalties details

Plate	Name	Penalty	Description	Location
27	<b>JEANDEL Louis</b>	DSQ	Outside Assistance	Liaison S4 - S5
94	<b>OMDAL Oskar</b>	00:01:00	Late at check point	S4 Start
138	<b>DEMUYLDER Jonas</b>	00:05:00	Late at check point	S1 Start
148	<b>MYSIK Milan</b>	00:01:00	Late at check point	S1 Start
153	<b>CHAPUIS Maxime</b>	00:05:00	Late at check point	S1 Start
168	<b>ORIOLE Stephan</b>	00:01:00	Late at check point	S1 Start
193	<b>PRATAMA Rama Teguh Ady</b>	00:05:00	Late at check point	S1 Start
243	<b>SCHLEICHER Valentin</b>	00:03:00	Wheel Change	
260	<b>FORBES Lachie</b>	00:05:00	Late at check point	S1 Start
302	<b>GARCIA Anthony</b>	00:01:00	Late at check point	S1 Start

### Statistics

Entries / Nations	Finished	DNF	DSQ	DNS	Weather	Temperature	Distance	Elevation
299 / 29	273	17	1	8	Sunny	12 °C	41.0 km	-3,165 m / +3,170 m

DNF: did not finish · DNS: did not start · DSQ: disqualified