

































STAGE 4Q RESULTS

Pos	Plate	Name Team	Nat EWS number	Sector 1	Pos	Sector 2	Pos	Penalties	Time	Gap
MEN										
1	1	MOIR Jack Canyon Collective	 AUS.1994.33430	0:03:19.25	6	<u>0:04:16.89</u>	1		0:07:36.14	
2	3	MELAMED Jesse Rocky Mountain Race Face	 CAN.1992.21596	0:03:19.38	7	0:04:18.00	3		0:07:37.38	+0:00:01.24
3	13	MAES Martin Orbea FOX Enduro Team	 BEL.1997.21636	0:03:15.52	4	0:04:21.90	4		0:07:37.42	+0:00:01.28
4	16	MURRAY Charles Specialized Racing	 NZL.1996.22752	0:03:14.25	2	0:04:25.11	12		0:07:39.36	+0:00:03.22
5	4	MIQUEL Kevin Specialized Racing	 FRA.1991.21704	0:03:17.95	5	0:04:23.95	9		0:07:41.90	+0:00:05.76
6	23	VERNER Rhys Forbidden Synthesis	 CAN.1997.22407	0:03:25.63	25	0:04:17.22	2		0:07:42.85	+0:00:06.71
7	2	RUDE JR Richard Yeti / Fox Factory Team	 USA.1995.21739	<u>0:03:12.31</u>	1	0:04:31.39	30		0:07:43.70	+0:00:07.56
8	11	LUKASIK Slawomir Canyon CLLTV Dainese	 POL.1993.24876	0:03:15.46	3	0:04:28.90	24		0:07:44.36	+0:00:08.22
9	5	BORGES Jose Canyon Collective	 POR.1990.21669	0:03:20.42	8	0:04:25.28	14		0:07:45.70	+0:00:09.56
10	26	RUDEAU Alex Commencal Enduro Project	 FRA.1996.25071	0:03:23.02	11	0:04:23.27	6		0:07:46.29	+0:00:10.15
11	28	MENZIES Jack	 CAN.2001.22519	0:03:23.45	15	0:04:23.09	5		0:07:46.54	+0:00:10.40
12	6	TORDO Dimitri Canyon Collective	 FRA.1993.21764	0:03:23.70	16	0:04:24.09	10		0:07:47.79	+0:00:11.65












STAGE 4Q RESULTS

Pos	Plate	Name Team	Nat EWS number	Sector 1	Pos	Sector 2	Pos	Penalties	Time	Gap
MEN										
13	32	TEXTOR Christian Team BULLS	 GER.1990.22845	0:03:23.03	12	0:04:26.29	16		0:07:49.32	+0:00:13.18
14	34	STUTTARD Mathew Polygon Factory Racing	 GBR.1993.21661	0:03:23.25	13	0:04:26.78	18		0:07:50.03	+0:00:13.89
15	33	VEZINA Mckay Giant Factory Off-Road	 CAN.1995.21632	0:03:24.85	20	0:04:25.48	15		0:07:50.33	+0:00:14.19
16	18	VIDAL Antoine Commencal Les Orres Team	 FRA.2001.25035	0:03:25.38	24	0:04:25.27	13		0:07:50.65	+0:00:14.51
17	61	MENJOU Irene Sunn French Connexion By Alpe D'Huez	 FRA.1995.22122	0:03:26.78	31	0:04:24.40	11		0:07:51.18	+0:00:15.04
18	30	PERSAK Vid Orbea FOX Enduro Team	 SLO.1996.22810	0:03:24.38	17	0:04:27.59	20		0:07:51.97	+0:00:15.83
19	7	JOHANSEN Zakarias Ibis Enduro Team	 SWE.1992.21863	0:03:28.22	37	0:04:23.90	8		0:07:52.12	+0:00:15.98
20	60	BOOKER Daniel Nukeproof SRAM Factory Racing	 AUS.1997.25378	0:03:25.21	23	0:04:28.10	22		0:07:53.31	+0:00:17.17
21	15	HEAP Elliott Nukeproof SRAM Factory Racing	 GBR.1998.21783	0:03:29.92	46	0:04:23.45	7		0:07:53.37	+0:00:17.23
22	24	GAUVIN Remi Rocky Mountain Race Face	 CAN.1992.21624	0:03:24.58	19	0:04:29.23	26		0:07:53.81	+0:00:17.67
23	56	GARAY TAMAYO Iago Santa Cruz X SRAM	 ESP.1991.21707	0:03:27.77	34	0:04:26.58	17		0:07:54.35	+0:00:18.21












STAGE 4Q RESULTS

Pos	Plate	Name Team	Nat EWS number	Sector 1	Pos	Sector 2	Pos	Penalties	Time	Gap
MEN										
24	25	CALLAGHAN Gregory Devinci Global Racing	 IRL.1991.21827	0:03:21.75	10	0:04:32.89	38		0:07:54.64	+0:00:18.50
25	38	CAMOIN Francescu Specialized Racing	 FRA.2001.23545	0:03:24.93	21	0:04:30.85	29		0:07:55.78	+0:00:19.64
26	35	KANGAS Oliwer SWE.1992.33903	 SWE.1992.33903	0:03:24.41	18	0:04:31.54	31		0:07:55.95	+0:00:19.81
27	109	BLENKINSOP Samuel Norco Factory Team	 NZL.1988.22530	0:03:29.27	43	0:04:27.48	19		0:07:56.75	+0:00:20.61
28	37	SECONDI Nathan Fulgur Factory Team	 FRA.1999.22133	0:03:28.90	39	0:04:29.06	25		0:07:57.96	+0:00:21.82
29	14	DENIAUD Youn Giant Factory Off-Road	 FRA.1996.22994	0:03:23.25	13	0:04:34.73	45		0:07:57.98	+0:00:21.84
30	66	BLAHA Vojtech CZE.1999.22684	 CZE.1999.22684	0:03:24.97	22	0:04:33.10	39		0:07:58.07	+0:00:21.93
31	31	LARBEYOU Guillaume Commencal Enduro Project	 FRA.1994.25575	0:03:26.30	29	0:04:32.33	34		0:07:58.63	+0:00:22.49
32	21	MASTERS Edward Pivot Factory Racing	 NZL.1989.22590	0:03:20.69	9	0:04:38.21	64		0:07:58.90	+0:00:22.76
33	72	GALY Theo Sunn French Connexion By Alpe D'Huez	 FRA.1990.21691	0:03:25.82	26	0:04:33.21	40		0:07:59.03	+0:00:22.89
34	65	BURNS CONTRERAS Pedro Trek Factory Racing	 CHI.1997.21729	0:03:27.75	33	0:04:31.82	32		0:07:59.57	+0:00:23.43












STAGE 4Q RESULTS

Pos	Plate	Name Team	Nat EWS number	Sector 1	Pos	Sector 2	Pos	Penalties	Time	Gap
MEN										
35	55	HILL Samuel Nukeproof SRAM Factory Racing	 AUS.1985.21775	0:03:33.20	64	0:04:27.97	21		0:08:01.17	+0:00:25.03
36	58	KRASNY Carter	 CAN.1999.22027	0:03:26.54	30	0:04:35.18	47		0:08:01.72	+0:00:25.58
37	57	STONE Brady Polygon Factory Racing	 NZL.2000.23119	0:03:30.17	47	0:04:32.81	36		0:08:02.98	+0:00:26.84
38	68	WARNET Manu	 NED.2001.26267	0:03:28.00	35	0:04:35.48	48		0:08:03.48	+0:00:27.34
39	76	WATSON Corey Nukeproof SRAM Factory Racing	 GBR.1999.35483	0:03:35.21	72	0:04:28.29	23		0:08:03.50	+0:00:27.36
40	100	MCBAIN Calum	 GBR.1998.33913	0:03:29.68	44	0:04:33.97	42		0:08:03.65	+0:00:27.51
41	29	GRAHAM Innes	 GBR.1996.35188	0:03:34.11	65	0:04:29.79	27		0:08:03.90	+0:00:27.76
42	105	JAMIESON Elliot Norco Factory Team	 CAN.2001.22028	0:03:29.91	45	0:04:34.55	44		0:08:04.46	+0:00:28.32
43	36	WALL Evan Devinci Global Racing	 CAN.1999.23531	0:03:29.10	41	0:04:35.67	49		0:08:04.77	+0:00:28.63
44	118	RENZ Daniel	 GER.1996.26028	0:03:27.25	32	0:04:37.81	62		0:08:05.06	+0:00:28.92
45	19	VENDEMMIA Mirco Cannondale Enduro	 ITA.1998.21871	0:03:29.01	40	0:04:36.62	54		0:08:05.63	+0:00:29.49












STAGE 4Q RESULTS

Pos	Plate	Name Team	Nat EWS number	Sector 1	Pos	Sector 2	Pos	Penalties	Time	Gap
MEN										
46	59	STORR Alex Forbidden Synthesis	 GBR.2001.31009	0:03:33.12	62	0:04:32.72	35		0:08:05.84	+0:00:29.70
47	84	MACARTHUR Glenn	 FRA.2000.22879	0:03:28.65	38	0:04:37.59	59		0:08:06.24	+0:00:30.10
48	71	FRANCK Gilles	 BEL.2000.22291	0:03:30.52	48	0:04:35.76	50		0:08:06.28	+0:00:30.14
49	147	GAILLOT Baptiste	 FRA.1991.21771	0:03:33.15	63	0:04:33.22	41		0:08:06.37	+0:00:30.23
50	90	DRACH Torben RAAW // Levelnine Gravity	 GER.1998.22419	0:03:26.13	27	0:04:40.57	72		0:08:06.70	+0:00:30.56
51	67	CONNELL Joseph Orange Factory Racing	 GBR.1994.21745	0:03:30.90	50	0:04:36.40	52		0:08:07.30	+0:00:31.16
52	99	MOORE Thomas	 GBR.1994.33293	0:03:32.87	60	0:04:34.80	46		0:08:07.67	+0:00:31.53
53	64	NESTOROFF Nikolas	 USA.1999.36915	0:03:31.02	51	0:04:37.31	56		0:08:08.33	+0:00:32.19
54	8	DAILLY Adrien Lapierre Zipp Collective	 FRA.1996.21677	0:03:34.55	67	0:04:34.07	43		0:08:08.62	+0:00:32.48
55	103	CROZ Romain	 FRA.1996.37161	0:03:32.17	57	0:04:36.48	53		0:08:08.65	+0:00:32.51
56	107	GRANT Kelan Nukeproof SRAM Factory Racing	 IRL.1993.21773	0:03:26.28	28	0:04:42.82	83		0:08:09.10	+0:00:32.96













STAGE 4Q RESULTS

Pos	Plate	Name Team	Nat EWS number	Sector 1	Pos	Sector 2	Pos	Penalties	Time	Gap
MEN										
57	155	RIHA Jakub	 CZE.1992.22509	0:03:31.52	53	0:04:38.60	67		0:08:10.12	+0:00:33.98
58	98	HEBERT Ambroise	 FRA.1993.21934	0:03:29.10	41	0:04:41.55	75		0:08:10.65	+0:00:34.51
59	75	HARRIS Bradley Theory Racing p/b ProBikeKit	 NZL.2001.27637	0:03:31.31	52	0:04:39.54	68		0:08:10.85	+0:00:34.71
60	86	WOLFE Daniel Polygon Factory Racing	 IRL.1988.22250	0:03:32.38	58	0:04:38.55	66		0:08:10.93	+0:00:34.79
61	113	BERNET Jonas	 SUI.1994.33390	0:03:34.83	69	0:04:36.15	51		0:08:10.98	+0:00:34.84
62	74	SCOTT Mark Santa Cruz X SRAM	 GBR.1993.21714	0:03:32.77	59	0:04:38.42	65		0:08:11.19	+0:00:35.05
63	63	BLAIR Lachlan Orange Factory Racing	 GBR.1995.21426	0:03:34.93	70	0:04:36.90	55		0:08:11.83	+0:00:35.69
64	81	EBDON Jake	 GBR.2001.32703	0:03:34.65	68	0:04:38.06	63		0:08:12.71	+0:00:36.57
65	89	FRANCARDO Tommaso	 ITA.1997.22813	0:03:42.23	97	0:04:30.59	28		0:08:12.82	+0:00:36.68
66	101	MCCUTCHEON Trevor	 USA.1999.31137	0:03:31.76	54	0:04:41.24	73		0:08:13.00	+0:00:36.86
67	146	TORRALBA GARASA Juan Gabriel	 ESP.1997.21633	0:03:28.17	36	0:04:45.12	89		0:08:13.29	+0:00:37.15













STAGE 4Q RESULTS

Pos	Plate	Name Team	Nat EWS number	Sector 1	Pos	Sector 2	Pos	Penalties	Time	Gap
MEN										
68	95	IENZER Emeric Scott SR Suntour Enduro Team	 FRA.1999.31862	0:03:36.12	74	0:04:37.66	60		0:08:13.78	+0:00:37.64
69	80	GALLAGHER Christopher	 GBR.1993.23014	0:03:32.97	61	0:04:41.30	74		0:08:14.27	+0:00:38.13
70	149	CASADEI Nicola	 ITA.1989.21878	0:03:30.85	49	0:04:43.43	87		0:08:14.28	+0:00:38.14
71	78	DALE Sam	 GBR.1990.22733	0:03:31.78	55	0:04:42.53	81		0:08:14.31	+0:00:38.17
72	126	SZYMCZUK Lukasz	 POL.1995.23313	0:03:37.40	80	0:04:37.79	61		0:08:15.19	+0:00:39.05
73	114	LEBERT Alexis	 FRA.1993.22060	0:03:35.00	71	0:04:41.92	78		0:08:16.92	+0:00:40.78
74	130	LOEFFLER Christian	 GER.1993.23169	0:03:32.13	56	0:04:45.20	91		0:08:17.33	+0:00:41.19
75	140	MOROTTI Hugo	 FRA.2000.24522	0:03:39.97	89	0:04:37.48	58		0:08:17.45	+0:00:41.31
76	151	BAUD Elliott	 FRA.1998.22053	0:03:37.67	82	0:04:39.80	69		0:08:17.47	+0:00:41.33
77	77	PFEIL Max	 GER.1998.27442	0:03:34.27	66	0:04:43.28	86		0:08:17.55	+0:00:41.41
78	150	VON HEYDEN LANGELAAN Carlos	 ESP.1998.32853	0:03:46.72	122	0:04:32.81	36		0:08:19.53	+0:00:43.39













STAGE 4Q RESULTS

Pos	Plate	Name Team	Nat EWS number	Sector 1	Pos	Sector 2	Pos	Penalties	Time	Gap
MEN										
79	91	DE VOCHT Bart	 BEL.1992.23075	0:03:37.43	81	0:04:42.23	79		0:08:19.66	+0:00:43.52
80	132	HARKER Jack	 GBR.1998.33252	0:03:38.80	85	0:04:41.55	75		0:08:20.35	+0:00:44.21
81	82	BOX Archie	 GBR.1998.23201	0:03:38.90	86	0:04:41.74	77		0:08:20.64	+0:00:44.50
82	102	HURLEY Joshua	 GBR.1995.27543	0:03:35.53	73	0:04:45.60	94		0:08:21.13	+0:00:44.99
83	131	MARI MARI Mariano	 ESP.1997.22453	0:03:36.14	75	0:04:45.75	95		0:08:21.89	+0:00:45.75
84	157	FEJER Max Team Dorrong Enduro	 AUT.2000.21703	0:03:39.85	88	0:04:42.97	84		0:08:22.82	+0:00:46.68
85	94	OMDAL Oskar	 NOR.2000.32277	0:03:43.91	105	0:04:39.92	70		0:08:23.83	+0:00:47.69
86	123	LAMBERT Pierre Hotlines Nukeproof Racing	 FRA.1999.36939	0:03:47.80	129	0:04:37.32	57		0:08:25.12	+0:00:48.98
87	172	WAGHORN Dylan	 NZL.1996.38314	0:03:42.62	99	0:04:43.73	88		0:08:26.35	+0:00:50.21
88	162	WALKER Nicolas	 SUI.1991.34005	0:03:47.50	127	0:04:40.25	71		0:08:27.75	+0:00:51.61
89	111	MAGGS David	 AUS.1996.23408	0:03:45.80	117	0:04:42.35	80		0:08:28.15	+0:00:52.01
90	134	LANDMARK Ola Javold	 NOR.1999.25289	0:03:41.85	94	0:04:46.52	96		0:08:28.37	+0:00:52.23













STAGE 4Q RESULTS

Pos	Plate	Name Team	Nat EWS number	Sector 1	Pos	Sector 2	Pos	Penalties	Time	Gap
MEN										
91	181	MARFURT Silvan	 SUI.1988.22319	0:03:39.97	89	0:04:48.85	102		0:08:28.82	+0:00:52.68
92	154	CAMBOS Albin	 FRA.1999.22849	0:03:38.93	87	0:04:50.05	104		0:08:28.98	+0:00:52.84
93	117	LEONHARDT Konstantin	 GER.1996.35481	0:03:38.11	84	0:04:51.25	108		0:08:29.36	+0:00:53.22
94	192	BOTTERAM Tristan	 NED.2000.53856	0:03:57.41	142	0:04:32.04	33		0:08:29.45	+0:00:53.31
95	153	CHAPUIS Maxime	 SUI.1994.22784	0:03:43.25	104	0:04:46.60	97		0:08:29.85	+0:00:53.71
96	136	PELISSERO Simone	 ITA.2001.21940	0:03:47.26	124	0:04:42.67	82		0:08:29.93	+0:00:53.79
97	92	BRATSCHI Tim	 SUI.1988.23005	0:03:36.55	77	0:04:53.40	110		0:08:29.95	+0:00:53.81
98	337	ENNIS Ross	 IRL.2001.25954	0:03:45.37	114	0:04:45.55	92		0:08:30.92	+0:00:54.78
99	125	SWANBECK Daniel	 SWE.1990.32435	0:03:40.28	91	0:04:50.87	106		0:08:31.15	+0:00:55.01
100	167	DODINO Giacomo WeRide Racing Team	 ITA.1994.22466	0:03:40.78	93	0:04:50.60	105		0:08:31.38	+0:00:55.24
101	169	RHAM Lucas	 GER.1990.33537	0:03:43.13	102	0:04:48.36	100		0:08:31.49	+0:00:55.35
102	87	TOOKE Jacob	 CAN.1999.22078	0:03:45.92	118	0:04:45.58	93		0:08:31.50	+0:00:55.36













STAGE 4Q RESULTS

Pos	Plate	Name Team	Nat EWS number	Sector 1	Pos	Sector 2	Pos	Penalties	Time	Gap
MEN										
103	163	ISCLA GRANDVALLET Alex	 AND.2000.52485	0:03:42.25	98	0:04:49.32	103		0:08:31.57	+0:00:55.43
104	170	STEINSBERGER Jens	 GER.1990.26407	0:03:46.42	121	0:04:45.16	90		0:08:31.58	+0:00:55.44
105	164	SCHULER Mike Swiss Enduro Team by Giant	 SUI.1991.37067	0:03:37.67	82	0:04:53.98	112		0:08:31.65	+0:00:55.51
106	133	VOTH Laurin Propain Factory Enduro	 GER.2000.25451	0:03:36.88	78	0:04:54.80	115		0:08:31.68	+0:00:55.54
107	119	PETER Stefan	 SUI.1992.23004	0:03:36.53	76	0:04:55.43	117		0:08:31.96	+0:00:55.82
108	115	HAMMOND Chubbie	 GBR.1996.37418	0:03:44.08	107	0:04:48.32	99		0:08:32.40	+0:00:56.26
109	185	CHAUVET Cesar	 FRA.1995.34851	0:03:46.13	120	0:04:46.68	98		0:08:32.81	+0:00:56.67
110	191	FINCHAM Sean	 CAN.1998.54189	0:03:42.00	96	0:04:51.11	107		0:08:33.11	+0:00:56.97
111	97	MIHALKOVITS Peter	 AUT.1993.23608	0:03:50.10	133	0:04:43.13	85		0:08:33.23	+0:00:57.09
112	88	WILSON Thomas Orange Factory Racing	 GBR.2000.22553	0:03:40.48	92	0:04:57.58	121		0:08:38.06	+0:01:01.92
113	144	HASSFELD Joel	 GER.1998.33907	0:03:45.28	113	0:04:53.67	111		0:08:38.95	+0:01:02.81
114	158	OPPLIGER Timothee	 SUI.1992.21701	0:03:45.57	116	0:04:54.22	113		0:08:39.79	+0:01:03.65









STAGE 4Q RESULTS

Pos	Plate	Name Team	Nat EWS number	Sector 1	Pos	Sector 2	Pos	Penalties	Time	Gap
MEN										
115	120	BARICH Leopold RDN Racing	 GER.1998.22342	0:03:43.92	106	0:04:56.67	119		0:08:40.59	+0:01:04.45
116	127	LAMBERT Louis Hotlines Nukeproof Racing	 FRA.1999.37231	0:03:52.15	139	0:04:48.65	101		0:08:40.80	+0:01:04.66
117	121	SHUCKSMITH Samuel	 GBR.1990.23007	0:03:42.87	101	0:04:58.90	124		0:08:41.77	+0:01:05.63
118	189	GARCIA Tom	 FRA.1990.22226	0:03:44.27	108	0:04:58.48	122		0:08:42.75	+0:01:06.61
119	165	SHIRLEY James	 GBR.1989.22351	0:03:47.58	128	0:04:55.30	116		0:08:42.88	+0:01:06.74
120	177	GONDOUIN Antoine	 FRA.1997.27800	0:03:49.85	132	0:04:53.31	109		0:08:43.16	+0:01:07.02
121	168	ORIOLE Stephan	 FRA.1988.38650	0:03:47.27	125	0:04:56.05	118		0:08:43.32	+0:01:07.18
122	145	GROTTI Nicola Abetone FullOut Gravity	 ITA.2000.21925	0:03:47.89	130	0:04:56.86	120		0:08:44.75	+0:01:08.61
123	129	MUELLER Igor	 SUI.1996.22665	0:03:50.23	136	0:04:54.70	114		0:08:44.93	+0:01:08.79
124	188	JONSSON Sharjah	 RSA.1999.22749	0:03:46.00	119	0:04:59.15	125		0:08:45.15	+0:01:09.01
125	104	LARSSON Adam	 SWE.2000.30837	0:03:36.90	79	0:05:09.98	133		0:08:46.88	+0:01:10.74
126	112	HUTCHENS Chris	 GBR.1989.22999	0:03:42.71	100	0:05:06.75	131		0:08:49.46	+0:01:13.32

STAGE 4Q RESULTS

Pos	Plate	Name Team	Nat EWS number	Sector 1	Pos	Sector 2	Pos	Penalties	Time	Gap
MEN										
127	171	MARCHESE Francesco	 ITA.2000.32885	0:03:48.85	131	0:05:00.95	126		0:08:49.80	+0:01:13.66
128	179	BRIQUEZ Cyril	 FRA.1992.22135	0:03:52.03	138	0:04:58.83	123		0:08:50.86	+0:01:14.72
129	174	BAUSCHERT Alan	 FRA.1999.26464	0:03:47.20	123	0:05:03.94	128		0:08:51.14	+0:01:15.00
130	143	BISSON Zian	 FRA.2000.26059	0:03:47.38	126	0:05:06.15	130		0:08:53.53	+0:01:17.39
131	183	WIDEN Johan	 SWE.1994.39149	0:03:41.89	95	0:05:12.15	134		0:08:54.04	+0:01:17.90
132	160	ANDERSEN Mads Bo	 DEN.1996.34154	0:03:53.98	140	0:05:01.77	127		0:08:55.75	+0:01:19.61
133	159	DOLGOS Robin	 FRA.1999.23576	0:03:50.10	133	0:05:05.96	129		0:08:56.06	+0:01:19.92
134	85	FRESQUET Axel Tribe Pyrenees Gravity	 FRA.1998.23081	0:03:44.68	110	0:05:15.50	135		0:09:00.18	+0:01:24.04
135	193	PRATAMA Rama Teguh Ady	 INA.1999.33110	0:03:45.43	115	0:05:18.97	138		0:09:04.40	+0:01:28.26
136	166	LAGASSEY Justin	 USA.1991.22065	0:03:58.23	143	0:05:07.44	132		0:09:05.67	+0:01:29.53
137	187	SACCON Matteo Abetone FullOut Gravity	 ITA.2000.21866	0:03:50.11	135	0:05:15.64	136		0:09:05.75	+0:01:29.61
138	184	BARTON Oliver	 GBR.1990.33513	0:03:56.70	141	0:05:16.61	137		0:09:13.31	+0:01:37.17













STAGE 4Q RESULTS

Pos	Plate	Name Team	Nat EWS number	Sector 1	Pos	Sector 2	Pos	Penalties	Time	Gap
MEN										
139	93	JENSEN Henrik	 GBR.1998.25933	0:03:44.85	111	0:05:30.55	140		0:09:15.40	+0:01:39.26
140	161	HORNER Youen	 IRL.1994.36235	0:04:00.18	144	0:05:29.35	139		0:09:29.53	+0:01:53.39
141	122	JONES Jono Propain Factory Enduro	 GBR.1994.37370	0:03:44.85	111	0:05:46.40	142		0:09:31.25	+0:01:55.11
142	138	DEMUYLDER Jonas	 BEL.1997.25196	0:03:44.52	109	0:05:47.12	143		0:09:31.64	+0:01:55.50
143	190	MANDIN Oscar Rossignol Factory Team	 FRA.1997.53639	0:04:06.79	145	0:05:33.43	141		0:09:40.22	+0:02:04.08
144	128	PERISSE Elouan Hotlines Nukeproof Racing	 FRA.2001.34083	0:03:50.50	137	0:05:51.29	144		0:09:41.79	+0:02:05.65
145	173	CASAL VALLS Guillem	 AND.1995.22127	0:03:43.21	103	0:07:42.96	145		0:11:26.17	+0:03:50.03
DSQ	27	JEANDEL Louis Commencal Enduro Project	 FRA.1998.22140	0:03:19.58		0:06:47.43				












MEN | Master 35+

1	320	AUSTERMUHLE Ian	 GBR.1980.21590	<u>0:03:45.77</u>	1	0:04:51.98	3		0:08:37.75	
2	323	AMOUR Karim BH Enduro Racing Team	 FRA.1975.21696	0:03:58.53	4	0:04:48.40	2		0:08:46.93	+0:00:09.18
3	312	VANER Jan	 CZE.1983.22385	0:03:54.58	2	0:04:53.37	4		0:08:47.95	+0:00:10.20













STAGE 4Q RESULTS

Pos	Plate	Name Team	Nat EWS number	Sector 1	Pos	Sector 2	Pos	Penalties	Time	Gap
MEN Master 35+										
4	300	BAHLER Jonas	 SUI.1987.21706	0:04:02.17	9	<u>0:04:47.77</u>	<u>1</u>		0:08:49.94	+0:00:12.19
5	302	GARCIA Anthony	 FRA.1985.26182	0:03:58.58	5	0:04:58.77	5		0:08:57.35	+0:00:19.60
6	311	BROOKES Martyn	 GBR.1987.23008	0:04:00.65	7	0:04:59.77	7		0:09:00.42	+0:00:22.67
7	322	CARREZ Cedric Lapierre Zipp Collective	 FRA.1978.23588	0:04:02.95	10	0:04:59.72	6		0:09:02.67	+0:00:24.92
8	321	WEIDEMANN Mads	 DEN.1982.33629	0:04:02.08	8	0:05:01.88	10		0:09:03.96	+0:00:26.21
9	296	TEXIER Benoit	 FRA.1983.39314	0:03:59.96	6	0:05:08.79	14		0:09:08.75	+0:00:31.00
10	319	BERNARD Guillaume	 FRA.1983.22861	0:04:09.28	13	0:05:04.15	11		0:09:13.43	+0:00:35.68
11	310	CHANDLER Kane	 GBR.1985.21345	0:04:14.03	18	0:04:59.82	8		0:09:13.85	+0:00:36.10
12	314	KULHAVY Radek	 CZE.1984.25807	0:04:12.88	17	0:05:01.39	9		0:09:14.27	+0:00:36.52
13	313	HEIMEL Paul	 AUT.1987.24509	0:04:09.07	12	0:05:06.98	13		0:09:16.05	+0:00:38.30
14	304	NEGRO Claudio	 SUI.1985.22754	0:04:11.93	16	0:05:12.00	15		0:09:23.93	+0:00:46.18
15	295	KLEINDIENST Andre	 GER.1978.24871	0:03:56.45	3	0:05:28.62	19		0:09:25.07	+0:00:47.32












STAGE 4Q RESULTS

Pos	Plate	Name Team	Nat EWS number	Sector 1	Pos	Sector 2	Pos	Penalties	Time	Gap
MEN Master 35+										
16	315	CALVEZ Mathieu Hotlines Nukeproof Racing	 FRA.1986.22152	0:04:09.60	14	0:05:21.87	18		0:09:31.47	+0:00:53.72
17	317	LAWWILL Joe	 USA.1970.24749	0:04:14.57	19	0:05:18.73	16		0:09:33.30	+0:00:55.55
18	316	LOCHHEAD Andrew	 GBR.1984.25456	0:04:35.83	23	0:05:04.48	12		0:09:40.31	+0:01:02.56
19	305	BLACKMORE Chris	 GBR.1975.35374	0:04:09.06	11	0:05:32.30	20		0:09:41.36	+0:01:03.61
20	309	FELLGETT Theo	 GBR.1986.38997	0:04:25.93	22	0:05:19.88	17		0:09:45.81	+0:01:08.06
21	293	SASAKI Hiroshi	 JPN.1979.30239	0:04:11.75	15	0:05:47.81	23		0:09:59.56	+0:01:21.81
22	307	EICHINGER Christoph	 GER.1980.39926	0:04:20.72	20	0:05:39.85	21		0:10:00.57	+0:01:22.82
23	308	KARB Ingo	 GER.1973.27505	0:04:44.28	24	0:05:45.97	22		0:10:30.25	+0:01:52.50
24	254	PONS CANO Santiago	 MEX.1978.40293	0:04:24.82	21	0:06:19.03	24		0:10:43.85	+0:02:06.10
MEN Under 21										
1	275	RYYNANEN Tarmo	 FIN.2002.31950	<u>0:03:31.61</u>	1	0:04:32.77	6		0:08:04.38	
2	290	MEIER-SMITH Luke Propain Factory Enduro	 AUS.2002.25147	0:03:35.77	4	0:04:29.77	2		0:08:05.54	+0:00:01.16


STAGE 4Q RESULTS

Pos	Plate	Name Team	Nat EWS number	Sector 1	Pos	Sector 2	Pos	Penalties	Time	Gap
MEN Under 21										
3	289	HANCOCK Emmett	 CAN.2002.37051	0:03:33.30	2	0:04:32.47	5		0:08:05.77	+0:00:01.39
4	276	ICARDO Alexis Canyon CLLTV Dainese	 FRA.2003.31902	0:03:36.85	5	0:04:30.30	3		0:08:07.15	+0:00:02.77
5	291	SHERLOCK Seth	 CAN.2002.40432	0:03:41.31	9	<u>0:04:26.79</u>	1		0:08:08.10	+0:00:03.72
6	286	PIERCY Jack Commencal Les Orres Team	 GBR.2004.36927	0:03:34.40	3	0:04:33.90	7		0:08:08.30	+0:00:03.92
7	283	BERTINI Lisandru Lapierre Zipp Collective	 FRA.2004.36198	0:03:37.87	6	0:04:35.27	11		0:08:13.14	+0:00:08.76
8	288	GILCHRIST Ryan	 AUS.2002.36859	0:03:39.10	7	0:04:35.23	10		0:08:14.33	+0:00:09.95
9	285	HELLY Johnathan	 CAN.2003.27147	0:03:47.10	19	0:04:31.46	4		0:08:18.56	+0:00:14.18
10	280	KLOKOCCA Vojtech	 CZE.2004.36797	0:03:42.81	11	0:04:36.10	12		0:08:18.91	+0:00:14.53
11	265	HOFMANN Noah	 AUT.2003.36750	0:03:45.10	15	0:04:35.15	9		0:08:20.25	+0:00:15.87
12	345	CUELLAR ALONSO Adrian	 ESP.2003.52648	0:03:40.73	8	0:04:39.60	13		0:08:20.33	+0:00:15.95
13	287	SCHEELE William	 NOR.2003.33415	0:03:45.83	16	0:04:34.96	8		0:08:20.79	+0:00:16.41
14	267	ESCHLER Lasse	 GER.2005.37539	0:03:44.73	14	0:04:40.63	17		0:08:25.36	+0:00:20.98













STAGE 4Q RESULTS

Pos	Plate	Name Team	Nat EWS number	Sector 1	Pos	Sector 2	Pos	Penalties	Time	Gap
MEN Under 21										
15	279	FOURCADE Luca Tribe Pyrenees Gravity	 FRA.2003.35944	0:03:43.29	12	0:04:43.27	23		0:08:26.56	+0:00:22.18
16	281	RODGERS Lief	 CAN.2003.26651	0:03:50.13	27	0:04:40.30	15		0:08:30.43	+0:00:26.05
17	282	KAUX Marin Tribe Pyrenees Gravity	 FRA.2002.30383	0:03:50.31	28	0:04:40.67	18		0:08:30.98	+0:00:26.60
18	249	CREASE Henry	 GBR.2003.36925	0:03:48.80	23	0:04:42.80	20		0:08:31.60	+0:00:27.22
19	253	JOLY Enzo	 FRA.2005.39338	0:03:49.40	24	0:04:42.95	21		0:08:32.35	+0:00:27.97
20	261	FUCHS Peter	 GER.2002.33379	0:03:47.08	18	0:04:46.75	26		0:08:33.83	+0:00:29.45
21	239	CORRAL GALLARDO Benjamin	 CHI.2003.33574	0:03:46.34	17	0:04:47.80	29		0:08:34.14	+0:00:29.76
22	242	BACHELET Baptiste	 FRA.2004.36979	0:03:44.33	13	0:04:50.53	36		0:08:34.86	+0:00:30.48
23	278	LESQUIR Tom Hotlines Nukeproof Racing	 FRA.2003.36215	0:03:54.82	40	0:04:42.58	19		0:08:37.40	+0:00:33.02
24	232	FERON Mael	 FRA.2004.54260	0:03:48.60	22	0:04:49.04	33		0:08:37.64	+0:00:33.26
25	271	HEINE Geraud	 BEL.2004.25833	0:03:51.70	32	0:04:46.95	27		0:08:38.65	+0:00:34.27












STAGE 4Q RESULTS

Pos	Plate	Name Team	Nat EWS number	Sector 1	Pos	Sector 2	Pos	Penalties	Time	Gap
MEN Under 21										
26	252	MAGHETTI Alessandro WeRide Racing Team	 SUI.2004.38363	0:03:53.22	35	0:04:46.46	25		0:08:39.68	+0:00:35.30
27	234	JOLY Emilien	 FRA.2005.39337	0:03:49.91	26	0:04:50.21	34		0:08:40.12	+0:00:35.74
28	258	ABELLA Leo	 FRA.2005.54368	0:04:00.53	50	0:04:39.75	14		0:08:40.28	+0:00:35.90
29	338	KYME Gus	 AUS.2004.37152	0:03:52.73	34	0:04:48.38	30		0:08:41.11	+0:00:36.73
30	273	PIVNICKA Jakub	 CZE.2005.38692	0:03:58.62	46	0:04:42.96	22		0:08:41.58	+0:00:37.20
31	284	FAIRBROTHER Matthew	 NZL.2004.35439	0:03:53.95	38	0:04:47.67	28		0:08:41.62	+0:00:37.24
32	262	FOCKENBERGER Timmy	 AUT.2003.33138	0:03:54.62	39	0:04:48.57	31		0:08:43.19	+0:00:38.81
33	269	HOGLUND Andreas	 SWE.2002.36347	0:03:58.58	45	0:04:45.27	24		0:08:43.85	+0:00:39.47
34	246	GANTNER Mathis	 SUI.2003.40468	0:03:50.56	29	0:04:53.39	37		0:08:43.95	+0:00:39.57
35	236	MAYR Mika	 SUI.2005.34202	0:03:49.83	25	0:04:57.07	41		0:08:46.90	+0:00:42.52
36	251	MAXA Adam	 CZE.2004.52585	0:03:57.25	44	0:04:50.36	35		0:08:47.61	+0:00:43.23
37	260	FORBES Lachie	 AUS.2003.36655	0:03:48.50	21	0:04:59.19	44		0:08:47.69	+0:00:43.31












STAGE 4Q RESULTS

Pos	Plate	Name Team	Nat EWS number	Sector 1	Pos	Sector 2	Pos	Penalties	Time	Gap
MEN Under 21										
38	240	MALEVEZ Clement	 BEL.2002.33413	0:03:48.04	20	0:05:01.65	47		0:08:49.69	+0:00:45.31
39	268	WHITE Ronan	 GBR.2002.36972	0:03:53.50	36	0:04:58.65	43		0:08:52.15	+0:00:47.77
40	235	VLASKOVAC Ben	 GER.2003.35875	0:03:51.35	31	0:05:01.48	46		0:08:52.83	+0:00:48.45
41	255	BUENGEN Lars Henrik Swiss Enduro Team by Giant	 SUI.2005.27225	0:03:56.23	43	0:04:56.82	40		0:08:53.05	+0:00:48.67
42	241	MARSOT Antonin	 FRA.2005.50795	0:04:00.40	48	0:04:54.37	38		0:08:54.77	+0:00:50.39
43	238	JONSON Noa	 SWE.2003.37674	0:03:53.63	37	0:05:07.08	51		0:09:00.71	+0:00:56.33
44	245	DEMARTEAU Colin	 BEL.2003.33889	0:04:04.23	52	0:04:58.18	42		0:09:02.41	+0:00:58.03
45	272	RANDELL Jayden	 GBR.2003.27895	0:03:55.95	42	0:05:06.94	50		0:09:02.89	+0:00:58.51
46	244	WEIHING Leon	 GER.2003.33397	0:04:00.46	49	0:05:02.90	48		0:09:03.36	+0:00:58.98
47	237	HARTMANN Jannik	 GER.2005.37205	0:03:58.97	47	0:05:05.41	49		0:09:04.38	+0:01:00.00
48	137	CONROY Brendan	 IRL.2004.39139	0:04:08.72	53	0:04:56.73	39		0:09:05.45	+0:01:01.07
49	259	HARROP Zack	 GBR.2003.30354	0:03:50.95	30	0:05:16.80	52		0:09:07.75	+0:01:03.37













STAGE 4Q RESULTS

Pos	Plate	Name Team	Nat EWS number	Sector 1	Pos	Sector 2	Pos	Penalties	Time	Gap
MEN Under 21										
50	233	ROUKENS Alexis	 BEL.2002.36129	0:03:52.26	33	0:05:36.07	54		0:09:28.33	+0:01:23.95
51	243	SCHLEICHER Valentin RDN Racing	 GER.2002.26946	0:04:03.35	51	0:05:29.76	53		0:09:33.11	+0:01:28.73
52	256	ALBER Lennard	 GER.2002.35750	0:03:55.65	41	0:05:40.20	55		0:09:35.85	+0:01:31.47
53	257	PLEINDOUX Simeon Hotlines Nukeproof Racing	 FRA.2003.34644	0:05:05.05	55	0:04:40.50	16		0:09:45.55	+0:01:41.17
54	266	BROWN Lewis	 GBR.2002.37821	0:04:51.78	54	0:04:59.47	45		0:09:51.25	+0:01:46.87
55	274	MEIER-SMITH Remy Propain Factory Enduro	 AUS.2004.40508	0:03:42.75	10	0:06:37.08	56		0:10:19.83	+0:02:15.45
56	248	PLATT Dom	 GBR.2005.37944	0:08:02.48	56	0:04:48.70	32		0:12:51.18	+0:04:46.80
WOMEN										
1	3	COURDURIER Isabeau Lapierre Zipp Collective	 FRA.1994.21731	0:03:46.73	2	0:05:01.95	3		0:08:48.68	
2	2	CHARRE Morgane Pivot Factory Racing	 FRA.1990.21958	0:03:50.00	3	0:05:00.90	2		0:08:50.90	+0:00:02.22
3	8	CONOLLY Ella Cannondale Enduro	 GBR.1998.21859	0:03:55.75	12	<u>0:04:56.65</u>	<u>1</u>		0:08:52.40	+0:00:03.72
4	5	KOREM Noga GT Factory Racing	 ISR.1991.21660	0:03:53.28	8	0:05:05.38	5		0:08:58.66	+0:00:09.98

STAGE 4Q RESULTS

Pos	Plate	Name Team	Nat EWS number	Sector 1	Pos	Sector 2	Pos	Penalties	Time	Gap
WOMEN										
5	4	HARDEN Harriet Trek Factory Racing	 GBR.2001.22819	<u>0:03:36.68</u>	1	0:05:22.32	20		0:08:59.00	+0:00:10.32
6	1	PUGIN Melanie BH Enduro Racing Team	 FRA.1990.21693	0:03:56.93	15	0:05:02.51	4		0:08:59.44	+0:00:10.76
7	196	PRUDKOVA Barbora	 CZE.1996.38768	0:03:51.04	6	0:05:09.32	8		0:09:00.36	+0:00:11.68
8	7	BARAONA Rebecca Yeti / Fox Factory Team	 GBR.1993.21715	0:03:50.14	4	0:05:12.73	11		0:09:02.87	+0:00:14.19
9	40	MORRISON Rae Liv Racing	 NZL.1989.21630	0:03:56.60	14	0:05:06.30	6		0:09:02.90	+0:00:14.22
10	10	RICHTER Raphaela Ibis Enduro Team	 GER.1997.25746	0:03:51.34	7	0:05:12.51	10		0:09:03.85	+0:00:15.17
11	47	BRUCHLE Veronika Cube Action Team	 GER.1995.22726	0:03:54.35	10	0:05:13.20	12		0:09:07.55	+0:00:18.87
12	39	LANTHIER NADEAU Andreane Rocky Mountain Race Face	 CAN.1993.21609	0:03:57.20	16	0:05:10.52	9		0:09:07.72	+0:00:19.04
13	41	SCARSI Gloria Canyon CLLTV Dainese	 ITA.2000.36425	0:04:02.95	25	0:05:07.57	7		0:09:10.52	+0:00:21.84
14	44	DUVERT Julie Theory Racing p/b ProBikeKit	 FRA.1996.21719	0:03:55.75	12	0:05:16.21	16		0:09:11.96	+0:00:23.28
15	43	THOMA Ines	 GER.1989.21750	0:03:50.43	5	0:05:22.32	20		0:09:12.75	+0:00:24.07











STAGE 4Q RESULTS

Pos	Plate	Name Team	Nat EWS number	Sector 1	Pos	Sector 2	Pos	Penalties	Time	Gap
WOMEN										
16	42	COOK Becky	 GBR.1986.21664	0:04:00.22	18	0:05:13.61	13		0:09:13.83	+0:00:25.15
17	195	MILLER Miranda	 CAN.1990.21687	0:04:00.88	20	0:05:14.48	14		0:09:15.36	+0:00:26.68
18	52	GEHRIG Carolin Norco Factory Team	 SUI.1987.21665	0:03:58.32	17	0:05:19.68	18		0:09:18.00	+0:00:29.32
19	206	NEWKIRK Anna	 USA.2001.25192	0:04:02.96	26	0:05:16.84	17		0:09:19.80	+0:00:31.12
20	197	STONE Jessica	 GBR.1990.32154	0:04:00.92	21	0:05:21.27	19		0:09:22.19	+0:00:33.51
21	217	SMITH Ellie	 AUS.2000.27032	0:04:08.83	31	0:05:15.22	15		0:09:24.05	+0:00:35.37
22	51	GEHRIG Anita Norco Factory Team	 SUI.1987.21718	0:04:00.23	19	0:05:27.02	24		0:09:27.25	+0:00:38.57
23	50	WIEDENROTH Sofia Specialized Racing	 GER.1995.24544	0:03:55.11	11	0:05:33.22	27		0:09:28.33	+0:00:39.65
24	45	JONNIER Morgane Rossignol Factory Team	 FRA.1990.22559	0:04:04.38	29	0:05:26.47	22		0:09:30.85	+0:00:42.17
25	194	TAYLOR Chloe	 GBR.1998.23462	0:04:02.25	22	0:05:29.33	25		0:09:31.58	+0:00:42.90
26	46	BAUMANN Lisa Commencal Les Orres Team	 SUI.2001.37332	0:03:53.56	9	0:05:38.54	30		0:09:32.10	+0:00:43.42
27	201	BUREK Katarzyna	 POL.1993.23240	0:04:02.58	23	0:05:31.81	26		0:09:34.39	+0:00:45.71





STAGE 4Q RESULTS

Pos	Plate	Name Team	Nat EWS number	Sector 1	Pos	Sector 2	Pos	Penalties	Time	Gap
WOMEN										
28	211	VAN KAMPEN Ysaline	 SUI.1998.33222	0:04:11.52	33	0:05:26.60	23		0:09:38.12	+0:00:49.44
29	216	CUTHBERT Zoe	 AUS.2001.38369	0:04:03.46	27	0:05:38.17	29		0:09:41.63	+0:00:52.95
30	200	ELLE COSTA Nadine Abetone FullOut Gravity	 ITA.1999.25437	0:04:03.56	28	0:05:42.67	32		0:09:46.23	+0:00:57.55
31	205	HOVORKA Anja	 SUI.1989.37532	0:04:12.00	34	0:05:40.85	31		0:09:52.85	+0:01:04.17
32	213	DILLON Sian	 GBR.1994.35457	0:04:21.28	36	0:05:36.07	28		0:09:57.35	+0:01:08.67
33	204	NABER Tanja	 GER.1987.22367	0:04:08.53	30	0:05:53.58	36		0:10:02.11	+0:01:13.43
34	209	RING Filippa	 SWE.1990.39267	0:04:19.25	35	0:05:43.28	33		0:10:02.53	+0:01:13.85
35	215	MEYRAT Geraldine	 SUI.1988.38199	0:04:23.25	38	0:05:51.32	35		0:10:14.57	+0:01:25.89
36	210	DAVIDSSON Elina	 SWE.2001.38290	0:04:29.42	39	0:05:45.58	34		0:10:15.00	+0:01:26.32
37	202	JOLIDON Sidonie	 SUI.1987.31073	0:04:11.43	32	0:06:05.86	39		0:10:17.29	+0:01:28.61
38	207	SUCH Morgane	 FRA.1994.27486	0:04:22.20	37	0:05:55.92	37		0:10:18.12	+0:01:29.44
39	208	YUSTO SANCHEZ Sara	 ESP.2000.39157	0:04:02.83	24	0:06:24.53	40		0:10:27.36	+0:01:38.68

STAGE 4Q RESULTS

Pos	Plate	Name Team	Nat EWS number	Sector 1	Pos	Sector 2	Pos	Penalties	Time	Gap
WOMEN										
40	212	JOHNSEN Jonna	 DEN.1992.27207	0:04:39.49	40	0:06:03.44	38		0:10:42.93	+0:01:54.25
41	214	PRIETO Naroa	 ESP.1999.38475	0:04:45.43	41	0:07:07.74	41		0:11:53.17	+0:03:04.49
WOMEN Master 35+										
1	222	NESTLEROVA Fejola Stepanka	 CZE.1985.21761	<u>0:04:14.40</u>	1	<u>0:05:37.80</u>	1		0:09:52.20	
2	221	THOMSEN Sandra Bohn	 DEN.1983.33584	0:04:15.66	2	0:05:56.04	2		0:10:11.70	+0:00:19.50
3	220	NEWELL Melissa	 NZL.1979.21458	0:04:22.20	4	0:05:58.29	3		0:10:20.49	+0:00:28.29
4	219	MICHEL Daniela	 SUI.1981.21559	0:04:21.86	3	0:05:59.64	4		0:10:21.50	+0:00:29.30
WOMEN Under 21										
1	231	RIVA Sophie	 ITA.2003.33949	<u>0:04:06.86</u>	1	0:05:22.64	2		0:09:29.50	
2	230	LAN Emmy Norco Factory Team	 CAN.2004.33463	0:04:17.88	3	<u>0:05:15.43</u>	1		0:09:33.31	+0:00:03.81
3	225	WEBER Helen RAAW // Levelnine Gravity	 GER.2002.36775	0:04:07.11	2	0:05:46.07	3		0:09:53.18	+0:00:23.68
4	228	HENRY Justine Tribe Pyrenees Gravity	 FRA.2003.32717	0:04:27.12	6	0:05:49.86	4		0:10:16.98	+0:00:47.48

STAGE 4Q RESULTS

Pos	Plate	Name Team	Nat EWS number	Sector 1	Pos	Sector 2	Pos	Penalties	Time	Gap
WOMEN Under 21										
5	229	BOUCHER Lily	 CAN.2004.40222	0:04:25.71	5	0:06:00.14	5		0:10:25.85	+0:00:56.35
6	223	BAR JOSEPH Zohar	 ISR.2005.50565	0:04:24.92	4	0:06:18.60	6		0:10:43.52	+0:01:14.02
7	227	MULLIN Hannah	 IRL.2005.37699	0:04:35.52	7	0:06:54.46	7		0:11:29.98	+0:02:00.48
8	224	HOLM Hanna	 USA.2003.39590	0:04:38.70	8	0:07:07.15	8		0:11:45.85	+0:02:16.35

Statistics

Entries / Nations	Finished	DNF	DSQ	DNS	Weather	Temperature	Distance	Elevation
279 / 29	278	0	1	0				

DNF: did not finish · DNS: did not start · DSQ: disqualified