

































STAGE 5 RESULTS

Pos	Plate	Name Team	Nat EWS number	Sector 1	Pos	Sector 2	Pos	Sector 3	Pos	Penalties	Time	Gap
MEN												
1	1	MOIR Jack Canyon Collective	 AUS.1994.33430	0:02:36.75	2	0:02:14.55	2	0:01:58.70	2		0:06:50.00	
2	13	MAES Martin Orbea FOX Enduro Team	 BEL.1997.21636	0:02:38.05	4	0:02:17.33	5	<u>0:01:57.53</u>	1		0:06:52.91	+0:00:02.91
3	11	LUKASIK Slawomir Canyon CLLTV Dainese	 POL.1993.24876	<u>0:02:36.22</u>	1	0:02:18.01	8	0:02:01.24	8		0:06:55.47	+0:00:05.47
4	21	MASTERS Edward Pivot Factory Racing	 NZL.1989.22590	0:02:37.60	3	0:02:18.48	11	0:02:01.75	11		0:06:57.83	+0:00:07.83
5	15	HEAP Elliott Nukeproof SRAM Factory Racing	 GBR.1998.21783	0:02:43.42	25	0:02:15.45	3	0:01:59.45	3		0:06:58.32	+0:00:08.32
6	16	MURRAY Charles Specialized Racing	 NZL.1996.22752	0:02:40.60	11	0:02:18.37	10	0:01:59.57	5		0:06:58.54	+0:00:08.54
7	4	MIQUEL Kevin Specialized Racing	 FRA.1991.21704	0:02:39.20	7	0:02:17.93	6	0:02:01.53	9		0:06:58.66	+0:00:08.66
8	14	DENIAUD Youn Giant Factory Off-Road	 FRA.1996.22994	0:02:40.23	9	0:02:15.64	4	0:02:03.11	16		0:06:58.98	+0:00:08.98
9	18	VIDAL Antoine Commencal Les Orres Team	 FRA.2001.25035	0:02:38.69	5	<u>0:02:14.40</u>	1	0:02:07.16	51		0:07:00.25	+0:00:10.25
10	109	BLENKINSOP Samuel Norco Factory Team	 NZL.1988.22530	0:02:41.92	18	0:02:19.75	19	0:02:00.81	7		0:07:02.48	+0:00:12.48
11	34	STUTTARD Mathew Polygon Factory Racing	 GBR.1993.21661	0:02:41.47	15	0:02:19.30	17	0:02:01.83	12		0:07:02.60	+0:00:12.60













STAGE 5 RESULTS

Pos	Plate	Name Team	Nat EWS number	Sector 1	Pos	Sector 2	Pos	Sector 3	Pos	Penalties	Time	Gap
MEN												
12	61	MENJOU Irenee Sunn French Connexion By Alpe D'Huez	 FRA.1995.22122	0:02:43.82	28	0:02:19.55	18	0:01:59.53	4		0:07:02.90	+0:00:12.90
13	23	VERNER Rhys Forbidden Synthesis	 CAN.1997.22407	0:02:39.12	6	0:02:18.35	9	0:02:06.53	42		0:07:04.00	+0:00:14.00
14	192	BOTTERAM Tristan NED.2000.53856	 NED.2000.53856	0:02:41.09	12	0:02:18.93	14	0:02:05.30	33		0:07:05.32	+0:00:15.32
15	6	TORDO Dimitri Canyon Collective	 FRA.1993.21764	0:02:41.22	14	0:02:21.25	27	0:02:03.36	19		0:07:05.83	+0:00:15.83
16	7	JOHANSEN Zakarias Ibis Enduro Team	 SWE.1992.21863	0:02:43.80	27	0:02:21.62	31	0:02:01.67	10		0:07:07.09	+0:00:17.09
17	26	RUDEAU Alex Commencal Enduro Project	 FRA.1996.25071	0:02:48.04	64	0:02:19.78	20	0:01:59.72	6		0:07:07.54	+0:00:17.54
18	31	LARBEOU Guillaume Commencal Enduro Project	 FRA.1994.25575	0:02:43.50	26	0:02:21.15	26	0:02:03.25	18		0:07:07.90	+0:00:17.90
19	60	BOOKER Daniel Nukeproof SRAM Factory Racing	 AUS.1997.25378	0:02:42.66	22	0:02:20.52	22	0:02:04.92	30		0:07:08.10	+0:00:18.10
20	55	HILL Samuel Nukeproof SRAM Factory Racing	 AUS.1985.21775	0:02:42.40	19	0:02:23.35	39	0:02:02.36	13		0:07:08.11	+0:00:18.11
21	24	GAUVIN Remi Rocky Mountain Race Face	 CAN.1992.21624	0:02:41.20	13	0:02:21.25	27	0:02:05.71	36		0:07:08.16	+0:00:18.16












STAGE 5 RESULTS

Pos	Plate	Name Team	Nat EWS number	Sector 1	Pos	Sector 2	Pos	Sector 3	Pos	Penalties	Time	Gap
MEN												
22	72	GALY Theo Sunn French Connexion By Alpe D'Huez	 FRA.1990.21691	0:02:44.58	35	0:02:21.44	29	0:02:02.70	14		0:07:08.72	+0:00:18.72
23	65	BURNS CONTRERAS Pedro Trek Factory Racing	 CHI.1997.21729	0:02:44.56	33	0:02:21.64	32	0:02:03.01	15		0:07:09.21	+0:00:19.21
24	71	FRANCK Gilles BEL.2000.22291	 BEL.2000.22291	0:02:44.67	36	0:02:19.85	21	0:02:04.71	29		0:07:09.23	+0:00:19.23
25	76	WATSON Corey Nukeproof SRAM Factory Racing	 GBR.1999.35483	0:02:44.57	34	0:02:20.98	24	0:02:04.27	26		0:07:09.82	+0:00:19.82
26	151	BAUD Eliott FRA.1998.22053	 FRA.1998.22053	0:02:43.97	30	0:02:22.33	36	0:02:03.62	22		0:07:09.92	+0:00:19.92
27	56	GARAY TAMAYO Iago Santa Cruz X SRAM	 ESP.1991.21707	0:02:42.52	20	0:02:23.53	44	0:02:04.12	24		0:07:10.17	+0:00:20.17
28	25	CALLAGHAN Gregory Devinci Global Racing	 IRL.1991.21827	0:02:43.90	29	0:02:23.45	41	0:02:03.11	16		0:07:10.46	+0:00:20.46
29	2	RUDE JR Richard Yeti / Fox Factory Team	 USA.1995.21739	0:02:41.65	16	0:02:18.71	13	0:02:11.75	93		0:07:12.11	+0:00:22.11
30	107	GRANT Kelan Nukeproof SRAM Factory Racing	 IRL.1993.21773	0:02:45.28	39	0:02:21.88	33	0:02:05.44	34		0:07:12.60	+0:00:22.60
31	66	BLAHA Vojtech CZE.1999.22684	 CZE.1999.22684	0:02:45.68	41	0:02:23.64	47	0:02:04.25	25		0:07:13.57	+0:00:23.57
32	147	GAILLOT Baptiste FRA.1991.21771	 FRA.1991.21771	0:02:43.37	23	0:02:21.60	30	0:02:08.96	67		0:07:13.93	+0:00:23.93












STAGE 5 RESULTS

Pos	Plate	Name Team	Nat EWS number	Sector 1	Pos	Sector 2	Pos	Sector 3	Pos	Penalties	Time	Gap
MEN												
33	89	FRANCARDO Tommaso	 ITA.1997.22813	0:02:45.92	48	0:02:24.88	53	0:02:03.75	23		0:07:14.55	+0:00:24.55
34	35	KANGAS Oliwer	 SWE.1992.33903	0:02:43.40	24	0:02:23.61	46	0:02:07.55	55		0:07:14.56	+0:00:24.56
35	38	CAMOIN Francescu Specialized Racing	 FRA.2001.23545	0:02:45.91	47	0:02:23.52	43	0:02:06.18	38		0:07:15.61	+0:00:25.61
36	105	JAMIESON Elliot Norco Factory Team	 CAN.2001.22028	0:02:45.82	45	0:02:23.43	40	0:02:06.42	40		0:07:15.67	+0:00:25.67
37	78	DALE Sam	 GBR.1990.22733	0:02:47.95	63	0:02:24.75	50	0:02:03.56	21		0:07:16.26	+0:00:26.26
38	57	STONE Brady Polygon Factory Racing	 NZL.2000.23119	0:02:45.68	41	0:02:24.27	48	0:02:06.46	41		0:07:16.41	+0:00:26.41
39	67	CONNELL Joseph Orange Factory Racing	 GBR.1994.21745	0:02:47.35	58	0:02:22.47	37	0:02:06.65	44		0:07:16.47	+0:00:26.47
40	113	BERNET Jonas	 SUI.1994.33390	0:02:45.87	46	0:02:24.45	49	0:02:06.26	39		0:07:16.58	+0:00:26.58
41	37	SECONDI Nathan Fulgur Factory Team	 FRA.1999.22133	0:02:39.75	8	0:02:19.06	16	0:02:18.05	123		0:07:16.86	+0:00:26.86
42	84	MACARTHUR Glenn	 FRA.2000.22879	0:02:47.20	56	0:02:22.10	34	0:02:07.65	57		0:07:16.95	+0:00:26.95
43	68	WARNET Manu	 NED.2001.26267	0:02:45.77	43	0:02:23.48	42	0:02:08.02	61		0:07:17.27	+0:00:27.27
44	90	DRACH Torben RAAW // Levelnine Gravity	 GER.1998.22419	0:02:49.87	78	0:02:20.58	23	0:02:06.88	48		0:07:17.33	+0:00:27.33













STAGE 5 RESULTS

Pos	Plate	Name Team	Nat EWS number	Sector 1	Pos	Sector 2	Pos	Sector 3	Pos	Penalties	Time	Gap
MEN												
45	99	MOORE Thomas	 GBR.1994.33293	0:02:44.69	37	0:02:23.53	44	0:02:09.22	69		0:07:17.44	+0:00:27.44
46	58	KRASNY Carter	 CAN.1999.22027	0:02:44.42	32	0:02:23.10	38	0:02:10.66	84		0:07:18.18	+0:00:28.18
47	140	MOROTTI Hugo	 FRA.2000.24522	0:02:48.30	68	0:02:26.77	63	0:02:03.38	20		0:07:18.45	+0:00:28.45
48	155	RIHA Jakub	 CZE.1992.22509	0:02:47.73	61	0:02:24.87	52	0:02:06.11	37		0:07:18.71	+0:00:28.71
49	150	VON HEYDEN LANGELAAN Carlos	 ESP.1998.32853	0:02:45.77	43	0:02:27.48	70	0:02:05.65	35		0:07:18.90	+0:00:28.90
50	19	VENDEMMIA Mirco Cannondale Enduro	 ITA.1998.21871	0:02:46.69	50	0:02:26.48	59	0:02:06.65	44		0:07:19.82	+0:00:29.82
51	98	HEBERT Ambroise	 FRA.1993.21934	0:02:47.67	60	0:02:25.33	54	0:02:07.48	54		0:07:20.48	+0:00:30.48
52	3	MELAMED Jesse Rocky Mountain Race Face	 CAN.1992.21596	0:02:50.29	82	0:02:18.55	12	0:02:12.30	99		0:07:21.14	+0:00:31.14
53	75	HARRIS Bradley Theory Racing p/b ProBikeKit	 NZL.2001.27637	0:02:49.46	74	0:02:27.54	71	0:02:04.66	28		0:07:21.66	+0:00:31.66
54	126	SZYMCZUK Lukasz	 POL.1995.23313	0:02:46.64	49	0:02:25.58	56	0:02:09.78	73		0:07:22.00	+0:00:32.00
55	101	MCCUTCHEON Trevor	 USA.1999.31137	0:02:47.00	54	0:02:26.05	58	0:02:09.20	68		0:07:22.25	+0:00:32.25

STAGE 5 RESULTS

Pos	Plate	Name Team	Nat EWS number	Sector 1	Pos	Sector 2	Pos	Sector 3	Pos	Penalties	Time	Gap
MEN												
56	103	CROZ Romain	 FRA.1996.37161	0:02:48.37	69	0:02:27.18	67	0:02:06.73	46		0:07:22.28	+0:00:32.28
57	162	WALKER Nicolas	 SUI.1991.34005	0:02:47.33	57	0:02:28.40	75	0:02:07.27	53		0:07:23.00	+0:00:33.00
58	63	BLAIR Lachlan Orange Factory Racing	 GBR.1995.21426	0:02:47.52	59	0:02:27.56	72	0:02:07.97	60		0:07:23.05	+0:00:33.05
59	118	RENZ Daniel	 GER.1996.26028	0:02:51.10	85	0:02:25.90	57	0:02:06.56	43		0:07:23.56	+0:00:33.56
60	8	DAILLY Adrien Lapierre Zipp Collective	 FRA.1996.21677	0:02:46.77	51	0:02:27.39	69	0:02:09.44	71		0:07:23.60	+0:00:33.60
61	64	NESTOROFF Nikolas	 USA.1999.36915	0:02:48.22	66	0:02:25.33	54	0:02:10.07	76		0:07:23.62	+0:00:33.62
62	95	IENZER Emeric Scott SR Suntour Enduro Team	 FRA.1999.31862	0:02:52.02	96	0:02:26.68	62	0:02:05.23	32		0:07:23.93	+0:00:33.93
63	29	GRAHAM Innes	 GBR.1996.35188	0:02:44.25	31	0:02:32.13	104	0:02:07.93	59		0:07:24.31	+0:00:34.31
64	74	SCOTT Mark Santa Cruz X SRAM	 GBR.1993.21714	0:02:49.57	75	0:02:26.48	59	0:02:08.47	64		0:07:24.52	+0:00:34.52
65	132	HARKER Jack	 GBR.1998.33252	0:02:48.75	72	0:02:29.19	83	0:02:07.18	52		0:07:25.12	+0:00:35.12
66	86	WOLFE Daniel Polygon Factory Racing	 IRL.1988.22250	0:02:46.79	52	0:02:28.83	78	0:02:10.02	75		0:07:25.64	+0:00:35.64












STAGE 5 RESULTS

Pos	Plate	Name Team	Nat EWS number	Sector 1	Pos	Sector 2	Pos	Sector 3	Pos	Penalties	Time	Gap
MEN												
67	33	VEZINA Mckay Giant Factory Off-Road	 CAN.1995.21632	0:02:40.46	10	0:02:17.97	7	0:02:27.28	136		0:07:25.71	+0:00:35.71
68	28	MENZIES Jack	 CAN.2001.22519	0:02:41.78	17	0:02:21.07	25	0:02:23.47	133		0:07:26.32	+0:00:36.32
69	5	BORGES Jose Canyon Collective	 POR.1990.21669	0:03:02.71	134	0:02:19.00	15	0:02:05.09	31		0:07:26.80	+0:00:36.80
70	32	TEXTOR Christian Team BULLS	 GER.1990.22845	0:02:42.56	21	0:02:36.07	124	0:02:08.28	63		0:07:26.91	+0:00:36.91
71	130	LOEFFLER Christian	 GER.1993.23169	0:02:50.10	79	0:02:26.90	64	0:02:10.23	78		0:07:27.23	+0:00:37.23
72	131	MARI MARI Mariano	 ESP.1997.22453	0:02:47.82	62	0:02:27.33	68	0:02:12.27	98		0:07:27.42	+0:00:37.42
73	143	BISSON Zian	 FRA.2000.26059	0:02:50.15	80	0:02:30.54	92	0:02:06.88	48		0:07:27.57	+0:00:37.57
74	115	HAMMOND Chubbie	 GBR.1996.37418	0:02:48.71	71	0:02:28.85	79	0:02:10.42	81		0:07:27.98	+0:00:37.98
75	149	CASADEI Nicola	 ITA.1989.21878	0:02:48.27	67	0:02:29.38	84	0:02:10.52	83		0:07:28.17	+0:00:38.17
76	154	CAMBOS Albin	 FRA.1999.22849	0:02:51.70	90	0:02:27.76	73	0:02:08.80	65		0:07:28.26	+0:00:38.26
77	153	CHAPUIS Maxime	 SUI.1994.22784	0:02:51.31	86	0:02:26.67	61	0:02:10.67	85		0:07:28.65	+0:00:38.65
78	114	LEBERT Alexis	 FRA.1993.22060	0:02:51.47	88	0:02:29.64	85	0:02:07.61	56		0:07:28.72	+0:00:38.72













STAGE 5 RESULTS

Pos	Plate	Name Team	Nat EWS number	Sector 1	Pos	Sector 2	Pos	Sector 3	Pos	Penalties	Time	Gap
MEN												
79	104	LARSSON Adam	 SWE.2000.30837	0:02:52.57	98	0:02:27.05	66	0:02:09.30	70		0:07:28.92	+0:00:38.92
80	88	WILSON Thomas Orange Factory Racing	 GBR.2000.22553	0:02:51.73	93	0:02:28.60	77	0:02:08.85	66		0:07:29.18	+0:00:39.18
81	97	MIHALKOVITS Peter	 AUT.1993.23608	0:02:49.17	73	0:02:28.43	76	0:02:11.63	92		0:07:29.23	+0:00:39.23
82	100	MCBAIN Calum	 GBR.1998.33913	0:02:45.29	40	0:02:36.00	122	0:02:08.08	62		0:07:29.37	+0:00:39.37
83	91	DE VOCHT Bart	 BEL.1992.23075	0:02:51.75	94	0:02:31.53	99	0:02:06.87	47		0:07:30.15	+0:00:40.15
84	77	PFEIL Max	 GER.1998.27442	0:02:51.72	92	0:02:26.90	64	0:02:11.85	95		0:07:30.47	+0:00:40.47
85	136	PELISSERO Simone	 ITA.2001.21940	0:02:51.70	90	0:02:31.75	101	0:02:07.03	50		0:07:30.48	+0:00:40.48
86	169	RHAM Lucas	 GER.1990.33537	0:02:50.72	83	0:02:28.93	80	0:02:10.98	89		0:07:30.63	+0:00:40.63
87	157	FEJER Max Team Dorrong Enduro	 AUT.2000.21703	0:02:51.87	95	0:02:28.00	74	0:02:10.95	88		0:07:30.82	+0:00:40.82
88	167	DODINO Giacomo WeRide Racing Team	 ITA.1994.22466	0:02:49.77	76	0:02:31.45	98	0:02:09.95	74		0:07:31.17	+0:00:41.17
89	80	GALLAGHER Christopher	 GBR.1993.23014	0:02:45.17	38	0:02:24.85	51	0:02:21.60	129		0:07:31.62	+0:00:41.62
90	170	STEINSBERGER Jens	 GER.1990.26407	0:02:51.42	87	0:02:30.13	88	0:02:10.93	87		0:07:32.48	+0:00:42.48












STAGE 5 RESULTS

Pos	Plate	Name Team	Nat EWS number	Sector 1	Pos	Sector 2	Pos	Sector 3	Pos	Penalties	Time	Gap
MEN												
91	111	MAGGS David	 AUS.1996.23408	0:02:51.00	84	0:02:30.88	94	0:02:11.07	90		0:07:32.95	+0:00:42.95
92	172	WAGHORN Dylan	 NZL.1996.38314	0:02:47.00	54	0:02:32.49	108	0:02:13.61	109		0:07:33.10	+0:00:43.10
93	94	OMDAL Oskar	 NOR.2000.32277	0:02:54.09	108	0:02:31.58	100	0:02:07.82	58		0:07:33.49	+0:00:43.49
94	177	GONDOUIN Antoine	 FRA.1997.27800	0:02:54.09	108	0:02:30.40	91	0:02:10.26	79		0:07:34.75	+0:00:44.75
95	134	LANDMARK Ola Javold	 NOR.1999.25289	0:02:51.55	89	0:02:30.98	96	0:02:12.60	101		0:07:35.13	+0:00:45.13
96	87	TOOKE Jacob	 CAN.1999.22078	0:02:52.14	97	0:02:33.35	112	0:02:10.46	82		0:07:35.95	+0:00:45.95
97	337	ENNIS Ross	 IRL.2001.25954	0:02:55.92	119	0:02:30.80	93	0:02:09.61	72		0:07:36.33	+0:00:46.33
98	144	HASSFELD Joel	 GER.1998.33907	0:02:53.85	105	0:02:32.15	105	0:02:10.40	80		0:07:36.40	+0:00:46.40
99	129	MUELLER Igor	 SUI.1996.22665	0:02:54.97	113	0:02:31.08	97	0:02:10.72	86		0:07:36.77	+0:00:46.77
100	191	FINCHAM Sean	 CAN.1998.54189	0:02:57.07	124	0:02:28.95	81	0:02:11.38	91		0:07:37.40	+0:00:47.40
101	165	SHIRLEY James	 GBR.1989.22351	0:02:54.94	112	0:02:32.40	107	0:02:10.13	77		0:07:37.47	+0:00:47.47
102	138	DEMUYLDER Jonas	 BEL.1997.25196	0:02:54.89	111	0:02:30.13	88	0:02:13.08	107		0:07:38.10	+0:00:48.10












STAGE 5 RESULTS

Pos	Plate	Name Team	Nat EWS number	Sector 1	Pos	Sector 2	Pos	Sector 3	Pos	Penalties	Time	Gap
MEN												
103	133	VOTH Laurin Propain Factory Enduro	 GER.2000.25451	0:02:55.67	116	0:02:30.95	95	0:02:11.97	96		0:07:38.59	+0:00:48.59
104	158	OPPLIGER Timothee	 SUI.1992.21701	0:02:55.21	114	0:02:30.18	90	0:02:13.29	108		0:07:38.68	+0:00:48.68
105	123	LAMBERT Pierre Hotlines Nukeproof Racing	 FRA.1999.36939	0:02:50.25	81	0:02:35.97	121	0:02:12.48	100		0:07:38.70	+0:00:48.70
106	102	HURLEY Joshua	 GBR.1995.27543	0:02:53.56	104	0:02:33.19	110	0:02:12.21	97		0:07:38.96	+0:00:48.96
107	181	MARFURT Silvan	 SUI.1988.22319	0:02:49.85	77	0:02:32.00	103	0:02:17.48	120		0:07:39.33	+0:00:49.33
108	117	LEONHARDT Konstantin	 GER.1996.35481	0:02:53.96	107	0:02:33.37	113	0:02:13.07	106		0:07:40.40	+0:00:50.40
109	119	PETER Stefan	 SUI.1992.23004	0:02:57.12	125	0:02:30.00	86	0:02:13.80	110		0:07:40.92	+0:00:50.92
110	85	FRESQUET Axel Tribe Pyrenees Gravity	 FRA.1998.23081	0:02:55.78	117	0:02:32.35	106	0:02:12.82	104		0:07:40.95	+0:00:50.95
111	81	EBDON Jake	 GBR.2001.32703	0:02:48.37	69	0:02:35.40	118	0:02:18.00	122		0:07:41.77	+0:00:51.77
112	185	CHAUVET Cesar	 FRA.1995.34851	0:02:52.87	99	0:02:36.80	126	0:02:12.83	105		0:07:42.50	+0:00:52.50
113	183	WIDEN Johan	 SWE.1994.39149	0:02:52.94	101	0:02:33.83	114	0:02:17.31	119		0:07:44.08	+0:00:54.08
114	189	GARCIA Tom	 FRA.1990.22226	0:02:56.83	123	0:02:33.19	110	0:02:14.50	111		0:07:44.52	+0:00:54.52








STAGE 5 RESULTS

Pos	Plate	Name Team	Nat EWS number	Sector 1	Pos	Sector 2	Pos	Sector 3	Pos	Penalties	Time	Gap
MEN												
115	120	BARICH Leopold RDN Racing	 GER.1998.22342	0:02:55.50	115	0:02:32.98	109	0:02:17.62	121		0:07:46.10	+0:00:56.10
116	164	SCHULER Mike Swiss Enduro Team by Giant	 SUI.1991.37067	0:02:53.15	103	0:02:31.75	101	0:02:21.87	130		0:07:46.77	+0:00:56.77
117	173	CASAL VALLS Guillem	 AND.1995.22127	0:02:54.64	110	0:02:36.85	127	0:02:15.53	114		0:07:47.02	+0:00:57.02
118	121	SHUCKSMITH Samuel	 GBR.1990.23007	0:02:53.89	106	0:02:33.83	114	0:02:19.53	125		0:07:47.25	+0:00:57.25
119	93	JENSEN Henrik	 GBR.1998.25933	0:02:56.67	121	0:02:34.92	117	0:02:16.30	115		0:07:47.89	+0:00:57.89
120	128	PERISSE Elouan Hotlines Nukeproof Racing	 FRA.2001.34083	0:02:56.62	120	0:02:34.33	116	0:02:17.03	118		0:07:47.98	+0:00:57.98
121	160	ANDERSEN Mads Bo	 DEN.1996.34154	0:02:59.15	128	0:02:35.75	120	0:02:15.27	113		0:07:50.17	+0:01:00.17
122	179	BRIQUEZ Cyril	 FRA.1992.22135	0:02:58.91	127	0:02:36.09	125	0:02:15.25	112		0:07:50.25	+0:01:00.25
123	163	ISCLA GRANDVALLET Alex	 AND.2000.52485	0:02:48.08	65	0:02:50.55	137	0:02:11.78	94		0:07:50.41	+0:01:00.41
124	168	ORIOLE Stephan	 FRA.1988.38650	0:02:55.79	118	0:02:38.60	130	0:02:16.55	116		0:07:50.94	+0:01:00.94
125	59	STORR Alex Forbidden Synthesis	 GBR.2001.31009	0:02:46.91	53	0:02:52.37	139	0:02:12.67	103		0:07:51.95	+0:01:01.95





STAGE 5 RESULTS

Pos	Plate	Name Team	Nat EWS number	Sector 1	Pos	Sector 2	Pos	Sector 3	Pos	Penalties	Time	Gap
MEN												
126	146	TORRALBA GARASA Juan Gabriel	 ESP.1997.21633	0:03:11.64	138	0:02:28.95	81	0:02:12.60	101		0:07:53.19	+0:01:03.19
127	171	MARCHESE Francesco	 ITA.2000.32885	0:03:01.45	132	0:02:38.18	129	0:02:16.92	117		0:07:56.55	+0:01:06.55
128	174	BAUSCHERT Alan	 FRA.1999.26464	0:03:00.32	131	0:02:37.93	128	0:02:21.15	126		0:07:59.40	+0:01:09.40
129	159	DOLGOS Robin	 FRA.1999.23576	0:02:59.37	129	0:02:44.10	133	0:02:18.21	124		0:08:01.68	+0:01:11.68
130	187	SACCON Matteo Abetone FullOut Gravity	 ITA.2000.21866	0:03:02.59	133	0:02:40.51	132	0:02:21.20	127		0:08:04.30	+0:01:14.30
131	112	HUTCHENS Chris	 GBR.1989.22999	0:03:00.00	130	0:02:39.70	131	0:02:27.08	135		0:08:06.78	+0:01:16.78
132	166	LAGASSEY Justin	 USA.1991.22065	0:03:02.93	135	0:02:50.35	136	0:02:21.55	128		0:08:14.83	+0:01:24.83
133	145	GROTTI Nicola Abetone FullOut Gravity	 ITA.2000.21925	0:03:05.07	136	0:02:55.70	141	0:02:22.36	131		0:08:23.13	+0:01:33.13
134	82	BOX Archie	 GBR.1998.23201	0:02:57.22	126	0:02:35.45	119	0:02:52.90	140		0:08:25.57	+0:01:35.57
135	122	JONES Jono Propain Factory Enduro	 GBR.1994.37370	0:02:56.75	122	0:02:52.87	140	0:02:36.67	139		0:08:26.29	+0:01:36.29
136	184	BARTON Oliver	 GBR.1990.33513	0:03:14.67	140	0:02:48.78	134	0:02:23.17	132		0:08:26.62	+0:01:36.62













STAGE 5 RESULTS

Pos	Plate	Name Team	Nat EWS number	Sector 1	Pos	Sector 2	Pos	Sector 3	Pos	Penalties	Time	Gap
MEN												
137	190	MANDIN Oscar Rossignol Factory Team	 FRA.1997.53639	0:03:14.60	139	0:02:49.19	135	0:02:25.35	134		0:08:29.14	+0:01:39.14
138	161	HORNER Youen	 IRL.1994.36235	0:03:11.15	137	0:02:50.75	138	0:02:28.65	137		0:08:30.55	+0:01:40.55
139	127	LAMBERT Louis Hotlines Nukeproof Racing	 FRA.1999.37231	0:02:53.02	102	0:02:36.02	123	0:03:26.71	141		0:08:55.75	+0:02:05.75
140	30	PERSAK Vid Orbea FOX Enduro Team	 SLO.1996.22810	0:04:33.26	141	0:02:22.14	35	0:02:04.57	27		0:08:59.97	+0:02:09.97
141	125	SWANBECK Daniel	 SWE.1990.32435	0:02:52.93	100	0:02:30.09	87	0:04:07.00	142		0:09:30.02	+0:02:40.02
142	36	WALL Evan Devinci Global Racing	 CAN.1999.23531	0:08:03.89	142	0:03:07.43	142	0:02:36.27	138		0:13:47.59	+0:06:57.59
DSQ	27	JEANDEL Louis Commencal Enduro Project	 FRA.1998.22140	0:02:46.25		0:02:23.01		0:02:05.49				












MEN | Master 35+

1	320	AUSTERMUHLE Ian	 GBR.1980.21590	0:02:49.50	2	<u>0:02:28.23</u>	1	<u>0:02:08.14</u>	1		0:07:25.87	
2	312	VANER Jan	 CZE.1983.22385	0:02:52.40	5	0:02:32.15	3	0:02:13.36	3		0:07:37.91	+0:00:12.04
3	311	BROOKES Martyn	 GBR.1987.23008	0:02:54.10	8	0:02:35.08	6	0:02:09.46	2		0:07:38.64	+0:00:12.77
4	323	AMOUR Karim BH Enduro Racing Team	 FRA.1975.21696	0:02:51.90	3	0:02:32.97	4	0:02:14.48	4		0:07:39.35	+0:00:13.48













STAGE 5 RESULTS

Pos	Plate	Name Team	Nat EWS number	Sector 1	Pos	Sector 2	Pos	Sector 3	Pos	Penalties	Time	Gap
MEN Master 35+												
5	300	BAHLER Jonas	 SUI.1987.21706	<u>0:02:48.80</u>	1	0:02:31.17	2	0:02:19.97	12		0:07:39.94	+0:00:14.07
6	321	WEIDEMANN Mads	 DEN.1982.33629	0:02:51.92	4	0:02:33.58	5	0:02:18.10	8		0:07:43.60	+0:00:17.73
7	302	GARCIA Anthony	 FRA.1985.26182	0:02:53.85	6	0:02:35.87	7	0:02:14.92	5		0:07:44.64	+0:00:18.77
8	322	CARREZ Cedric Lapierre Zipp Collective	 FRA.1978.23588	0:02:54.01	7	0:02:39.30	12	0:02:18.37	10		0:07:51.68	+0:00:25.81
9	310	CHANDLER Kane	 GBR.1985.21345	0:02:56.48	10	0:02:39.10	11	0:02:17.17	7		0:07:52.75	+0:00:26.88
10	296	TEXIER Benoit	 FRA.1983.39314	0:02:54.42	9	0:02:38.16	9	0:02:20.24	13		0:07:52.82	+0:00:26.95
11	319	BERNARD Guillaume	 FRA.1983.22861	0:02:56.79	12	0:02:37.31	8	0:02:19.24	11		0:07:53.34	+0:00:27.47
12	295	KLEINDIENST Andre	 GER.1978.24871	0:02:59.99	14	0:02:41.25	14	0:02:18.18	9		0:07:59.42	+0:00:33.55
13	314	KULHAVY Radek	 CZE.1984.25807	0:03:07.37	19	0:02:38.81	10	0:02:16.05	6		0:08:02.23	+0:00:36.36
14	316	LOCHHEAD Andrew	 GBR.1984.25456	0:02:56.50	11	0:02:39.31	13	0:02:32.59	18		0:08:08.40	+0:00:42.53
15	317	LAWWILL Joe	 USA.1970.24749	0:03:02.07	15	0:02:45.45	17	0:02:21.28	14		0:08:08.80	+0:00:42.93
16	315	CALVEZ Mathieu Hotlines Nukeproof Racing	 FRA.1986.22152	0:03:05.43	18	0:02:43.95	16	0:02:26.99	15		0:08:16.37	+0:00:50.50













STAGE 5 RESULTS

Pos	Plate	Name Team	Nat EWS number	Sector 1	Pos	Sector 2	Pos	Sector 3	Pos	Penalties	Time	Gap
MEN Master 35+												
17	304	NEGRO Claudio	 SUI.1985.22754	0:03:04.20	16	0:02:41.95	15	0:02:32.52	17		0:08:18.67	+0:00:52.80
18	293	SASAKI Hiroshi	 JPN.1979.30239	0:03:05.29	17	0:02:51.80	20	0:02:29.79	16		0:08:26.88	+0:01:01.01
19	305	BLACKMORE Chris	 GBR.1975.35374	0:03:08.34	20	0:02:46.93	19	0:02:35.37	20		0:08:30.64	+0:01:04.77
20	309	FELLGETT Theo	 GBR.1986.38997	0:03:10.29	21	0:02:46.70	18	0:02:34.30	19		0:08:31.29	+0:01:05.42
21	307	EICHINGER Christoph	 GER.1980.39926	0:03:10.97	22	0:02:55.58	22	0:02:35.52	21		0:08:42.07	+0:01:16.20
22	308	KARB Ingo	 GER.1973.27505	0:03:15.50	23	0:02:52.48	21	0:02:38.85	22		0:08:46.83	+0:01:20.96
23	254	PONS CANO Santiago	 MEX.1978.40293	0:03:27.02	24	0:03:01.13	23	0:02:58.58	24		0:09:26.73	+0:02:00.86
24	313	HEIMEL Paul	 AUT.1987.24509	0:02:59.90	13	0:03:47.18	24	0:02:49.07	23		0:09:36.15	+0:02:10.28
MEN Under 21												
1	290	MEIER-SMITH Luke Propain Factory Enduro	 AUS.2002.25147	<u>0:02:37.78</u>	1	0:02:20.64	2	0:02:04.50	4		0:07:02.92	
2	291	SHERLOCK Seth	 CAN.2002.40432	0:02:41.83	2	0:02:21.99	3	<u>0:02:02.85</u>	1		0:07:06.67	+0:00:03.75
3	276	ICARDO Alexis Canyon CLLTV Dainese	 FRA.2003.31902	0:02:44.25	6	<u>0:02:20.02</u>	1	<u>0:02:02.85</u>	1		0:07:07.12	+0:00:04.20












STAGE 5 RESULTS

Pos	Plate	Name Team	Nat EWS number	Sector 1	Pos	Sector 2	Pos	Sector 3	Pos	Penalties	Time	Gap
MEN Under 21												
4	275	RYYNANEN Tarmo	 FIN.2002.31950	0:02:42.64	4	0:02:23.13	7	0:02:05.57	7		0:07:11.34	+0:00:08.42
5	283	BERTINI Lisandru Lapierre Zipp Collective	 FRA.2004.36198	0:02:44.92	8	0:02:22.33	5	0:02:04.53	5		0:07:11.78	+0:00:08.86
6	285	HELLY Johnathan	 CAN.2003.27147	0:02:43.88	5	0:02:25.14	11	0:02:04.80	6		0:07:13.82	+0:00:10.90
7	280	KLOKOCCA Vojtech	 CZE.2004.36797	0:02:44.60	7	0:02:26.25	13	0:02:03.98	3		0:07:14.83	+0:00:11.91
8	282	KAUX Marin Tribe Pyrenees Gravity	 FRA.2002.30383	0:02:48.20	14	0:02:23.28	8	0:02:06.85	9		0:07:18.33	+0:00:15.41
9	286	PIERCY Jack Commencal Les Orres Team	 GBR.2004.36927	0:02:42.27	3	0:02:22.33	5	0:02:13.77	35		0:07:18.37	+0:00:15.45
10	265	HOFMANN Noah	 AUT.2003.36750	0:02:46.05	11	0:02:25.08	10	0:02:07.43	10		0:07:18.56	+0:00:15.64
11	288	GILCHRIST Ryan	 AUS.2002.36859	0:02:45.27	10	0:02:24.68	9	0:02:10.38	24		0:07:20.33	+0:00:17.41
12	258	ABELLA Leo	 FRA.2005.54368	0:02:45.22	9	0:02:28.77	18	0:02:09.70	19		0:07:23.69	+0:00:20.77
13	287	SCHEELE William	 NOR.2003.33415	0:02:46.58	13	0:02:30.85	25	0:02:06.34	8		0:07:23.77	+0:00:20.85
14	242	BACHELET Baptiste	 FRA.2004.36979	0:02:51.47	25	0:02:25.91	12	0:02:08.27	15		0:07:25.65	+0:00:22.73
15	281	RODGERS Lief	 CAN.2003.26651	0:02:51.33	23	0:02:27.05	16	0:02:08.18	14		0:07:26.56	+0:00:23.64













STAGE 5 RESULTS

Pos	Plate	Name Team	Nat EWS number	Sector 1	Pos	Sector 2	Pos	Sector 3	Pos	Penalties	Time	Gap
MEN Under 21												
16	271	HEINE Geraud	 BEL.2004.25833	0:02:49.15	16	0:02:27.60	17	0:02:09.92	22		0:07:26.67	+0:00:23.75
17	273	PIVNICKA Jakub	 CZE.2005.38692	0:02:49.49	17	0:02:26.48	14	0:02:11.22	25		0:07:27.19	+0:00:24.27
18	278	LESQUIR Tom Hotlines Nukeproof Racing	 FRA.2003.36215	0:02:49.97	18	0:02:30.10	22	0:02:07.50	12		0:07:27.57	+0:00:24.65
19	249	CREASE Henry	 GBR.2003.36925	0:02:48.88	15	0:02:31.49	29	0:02:09.76	20		0:07:30.13	+0:00:27.21
20	279	FOURCADE Luca Tribe Pyrenees Gravity	 FRA.2003.35944	0:02:51.35	24	0:02:29.18	20	0:02:09.85	21		0:07:30.38	+0:00:27.46
21	289	HANCOCK Emmett	 CAN.2002.37051	0:03:01.18	52	0:02:22.17	4	0:02:07.48	11		0:07:30.83	+0:00:27.91
22	269	HOGLUND Andreas	 SWE.2002.36347	0:02:53.18	33	0:02:29.47	21	0:02:08.47	16		0:07:31.12	+0:00:28.20
23	267	ESCHLER Lasse	 GER.2005.37539	0:02:50.80	21	0:02:28.83	19	0:02:13.17	32		0:07:32.80	+0:00:29.88
24	252	MAGHETTI Alessandro WeRide Racing Team	 SUI.2004.38363	0:02:50.94	22	0:02:34.03	37	0:02:07.92	13		0:07:32.89	+0:00:29.97
25	261	FUCHS Peter	 GER.2002.33379	0:02:53.60	35	0:02:30.68	24	0:02:08.93	17		0:07:33.21	+0:00:30.29
26	232	FERON Mael	 FRA.2004.54260	0:02:52.15	28	0:02:31.18	27	0:02:10.15	23		0:07:33.48	+0:00:30.56
27	251	MAXA Adam	 CZE.2004.52585	0:02:50.00	19	0:02:32.78	33	0:02:11.53	27		0:07:34.31	+0:00:31.39












STAGE 5 RESULTS

Pos	Plate	Name Team	Nat EWS number	Sector 1	Pos	Sector 2	Pos	Sector 3	Pos	Penalties	Time	Gap
MEN Under 21												
28	239	CORRAL GALLARDO Benjamin	 CHI.2003.33574	0:02:52.02	26	0:02:26.89	15	0:02:16.96	45		0:07:35.87	+0:00:32.95
29	284	FAIRBROTHER Matthew	 NZL.2004.35439	0:02:52.46	29	0:02:33.52	35	0:02:11.77	28		0:07:37.75	+0:00:34.83
30	253	JOLY Enzo	 FRA.2005.39338	0:02:52.85	32	0:02:33.08	34	0:02:12.13	29		0:07:38.06	+0:00:35.14
31	255	BUENGEN Lars Henrik Swiss Enduro Team by Giant	 SUI.2005.27225	0:02:54.05	36	0:02:31.88	30	0:02:12.37	30		0:07:38.30	+0:00:35.38
32	233	ROUKENS Alexis	 BEL.2002.36129	0:02:50.19	20	0:02:34.20	38	0:02:14.05	36		0:07:38.44	+0:00:35.52
33	241	MARSOT Antonin	 FRA.2005.50795	0:02:55.00	38	0:02:32.61	32	0:02:11.47	26		0:07:39.08	+0:00:36.16
34	266	BROWN Lewis	 GBR.2002.37821	0:02:56.42	41	0:02:31.13	26	0:02:13.67	34		0:07:41.22	+0:00:38.30
35	240	MALEVEZ Clement	 BEL.2002.33413	0:02:55.35	40	0:02:31.37	28	0:02:15.33	40		0:07:42.05	+0:00:39.13
36	262	FOCKENBERGER Timmy	 AUT.2003.33138	0:02:58.15	45	0:02:35.50	41	0:02:08.95	18		0:07:42.60	+0:00:39.68
37	246	GANTNER Mathis	 SUI.2003.40468	0:02:52.71	31	0:02:34.44	39	0:02:15.60	41		0:07:42.75	+0:00:39.83
38	234	JOLY Emilien	 FRA.2005.39337	0:02:53.47	34	0:02:33.83	36	0:02:15.67	42		0:07:42.97	+0:00:40.05












STAGE 5 RESULTS

Pos	Plate	Name Team	Nat EWS number	Sector 1	Pos	Sector 2	Pos	Sector 3	Pos	Penalties	Time	Gap
MEN Under 21												
39	236	MAYR Mika	 SUI.2005.34202	0:02:55.33	39	0:02:34.58	40	0:02:15.25	39		0:07:45.16	+0:00:42.24
40	245	DEMARTEAU Colin	 BEL.2003.33889	0:02:56.92	42	0:02:35.61	42	0:02:14.10	37		0:07:46.63	+0:00:43.71
41	338	KYME Gus	 AUS.2004.37152	0:02:52.62	30	0:02:30.38	23	0:02:23.80	53		0:07:46.80	+0:00:43.88
42	137	CONROY Brendan	 IRL.2004.39139	0:02:58.30	46	0:02:35.81	43	0:02:13.37	33		0:07:47.48	+0:00:44.56
43	260	FORBES Lachie	 AUS.2003.36655	0:03:00.62	50	0:02:36.00	44	0:02:12.66	31		0:07:49.28	+0:00:46.36
44	257	PLEINDOUX Simeon Hotlines Nukeproof Racing	 FRA.2003.34644	0:03:01.52	53	0:02:32.00	31	0:02:16.58	44		0:07:50.10	+0:00:47.18
45	272	RANDELL Jayden	 GBR.2003.27895	0:02:54.45	37	0:02:37.58	48	0:02:18.78	48		0:07:50.81	+0:00:47.89
46	268	WHITE Ronan	 GBR.2002.36972	0:02:57.90	44	0:02:37.37	47	0:02:19.42	50		0:07:54.69	+0:00:51.77
47	259	HARROP Zack	 GBR.2003.30354	0:02:57.31	43	0:02:38.95	49	0:02:18.98	49		0:07:55.24	+0:00:52.32
48	237	HARTMANN Jannik	 GER.2005.37205	0:02:59.24	47	0:02:37.06	46	0:02:20.04	52		0:07:56.34	+0:00:53.42
49	235	VLASKOVAC Ben	 GER.2003.35875	0:03:00.38	49	0:02:36.34	45	0:02:19.91	51		0:07:56.63	+0:00:53.71
50	238	JONSON Noa	 SWE.2003.37674	0:03:01.02	51	0:02:42.73	51	0:02:14.51	38		0:07:58.26	+0:00:55.34













STAGE 5 RESULTS

Pos	Plate	Name Team	Nat EWS number	Sector 1	Pos	Sector 2	Pos	Sector 3	Pos	Penalties	Time	Gap
MEN Under 21												
51	244	WEIHING Leon	 GER.2003.33397	0:03:02.80	54	0:02:41.15	50	0:02:15.75	43		0:07:59.70	+0:00:56.78
52	248	PLATT Dom	 GBR.2005.37944	0:02:52.09	27	0:02:50.48	54	0:02:17.80	46		0:08:00.37	+0:00:57.45
53	256	ALBER Lennard	 GER.2002.35750	0:03:03.80	55	0:02:44.32	52	0:02:27.33	54		0:08:15.45	+0:01:12.53
54	243	SCHLEICHER Valentin RDN Racing	 GER.2002.26946	0:03:00.37	48	0:02:49.13	53	0:02:27.40	55		0:08:16.90	+0:01:13.98
55	345	CUELLAR ALONSO Adrian	 ESP.2003.52648	0:02:46.30	12	0:03:12.92	55	0:02:18.15	47		0:08:17.37	+0:01:14.45
WOMEN												
1	2	CHARRE Morgane Pivot Factory Racing	 FRA.1990.21958	0:03:01.27	7	0:02:39.08	2	0:02:17.80	2		0:07:58.15	
2	41	SCARSI Gloria Canyon CLLTV Dainese	 ITA.2000.36425	0:03:00.17	3	0:02:40.20	5	0:02:18.78	4		0:07:59.15	+0:00:01.00
3	4	HARDEN Harriet Trek Factory Racing	 GBR.2001.22819	<u>0:02:59.70</u>	<u>1</u>	<u>0:02:37.93</u>	<u>1</u>	0:02:21.67	6		0:07:59.30	+0:00:01.15
4	3	COURDURIER Isabeau Lapierre Zipp Collective	 FRA.1994.21731	0:03:00.16	2	0:02:39.12	3	0:02:20.31	5		0:07:59.59	+0:00:01.44
5	5	KOREM Noga GT Factory Racing	 ISR.1991.21660	0:03:00.94	6	0:02:40.98	7	0:02:18.33	3		0:08:00.25	+0:00:02.10
6	8	CONOLLY Ella Cannondale Enduro	 GBR.1998.21859	0:03:00.58	4	0:02:43.97	10	<u>0:02:16.40</u>	<u>1</u>		0:08:00.95	+0:00:02.80












STAGE 5 RESULTS

Pos	Plate	Name Team	Nat EWS number	Sector 1	Pos	Sector 2	Pos	Sector 3	Pos	Penalties	Time	Gap
WOMEN												
7	1	PUGIN Melanie BH Enduro Racing Team	 FRA.1990.21693	0:03:03.30	12	0:02:40.83	6	0:02:21.75	7		0:08:05.88	+0:00:07.73
8	40	MORRISON Rae Liv Racing	 NZL.1989.21630	0:03:03.47	13	0:02:41.80	8	0:02:22.30	8		0:08:07.57	+0:00:09.42
9	46	BAUMANN Lisa Commencal Les Orres Team	 SUI.2001.37332	0:03:00.92	5	0:02:44.55	12	0:02:24.86	11		0:08:10.33	+0:00:12.18
10	42	COOK Becky	 GBR.1986.21664	0:03:03.13	9	0:02:43.79	9	0:02:24.23	10		0:08:11.15	+0:00:13.00
11	10	RICHTER Raphaela Ibis Enduro Team	 GER.1997.25746	0:03:03.27	10	0:02:39.83	4	0:02:28.82	16		0:08:11.92	+0:00:13.77
12	195	MILLER Miranda	 CAN.1990.21687	0:03:02.50	8	0:02:46.70	15	0:02:23.96	9		0:08:13.16	+0:00:15.01
13	39	LANTHIER NADEAU Andreane Rocky Mountain Race Face	 CAN.1993.21609	0:03:04.05	14	0:02:45.50	14	0:02:25.67	12		0:08:15.22	+0:00:17.07
14	7	BARAONA Rebecca Yeti / Fox Factory Team	 GBR.1993.21715	0:03:04.37	15	0:02:44.33	11	0:02:29.72	20		0:08:18.42	+0:00:20.27
15	47	BRUCHLE Veronika Cube Action Team	 GER.1995.22726	0:03:07.00	20	0:02:47.42	17	0:02:27.18	14		0:08:21.60	+0:00:23.45
16	196	PRUDKOVA Barbora	 CZE.1996.38768	0:03:05.45	17	0:02:52.00	27	0:02:26.70	13		0:08:24.15	+0:00:26.00
17	206	NEWKIRK Anna	 USA.2001.25192	0:03:04.55	16	0:02:51.08	25	0:02:28.91	17		0:08:24.54	+0:00:26.39











STAGE 5 RESULTS

Pos	Plate	Name Team	Nat EWS number	Sector 1	Pos	Sector 2	Pos	Sector 3	Pos	Penalties	Time	Gap
WOMEN												
18	200	ELLECOSTA Nadine Abetone FullOut Gravity	 ITA.1999.25437	0:03:07.03	21	0:02:48.85	22	0:02:28.94	18		0:08:24.82	+0:00:26.67
19	44	DUVERT Julie Theory Racing p/b ProBikeKit	 FRA.1996.21719	0:03:03.28	11	0:02:48.18	20	0:02:34.24	27		0:08:25.70	+0:00:27.55
20	197	STONE Jessica Norco Factory Team	 GBR.1990.32154	0:03:08.01	23	0:02:47.57	18	0:02:30.15	21		0:08:25.73	+0:00:27.58
21	52	GEHRIG Carolin Norco Factory Team	 SUI.1987.21665	0:03:07.48	22	0:02:50.85	23	0:02:27.87	15		0:08:26.20	+0:00:28.05
22	201	BUREK Katarzyna Norco Factory Team	 POL.1993.23240	0:03:11.62	30	0:02:44.73	13	0:02:31.08	22		0:08:27.43	+0:00:29.28
23	51	GEHRIG Anita Norco Factory Team	 SUI.1987.21718	0:03:06.99	19	0:02:48.78	21	0:02:32.82	25		0:08:28.59	+0:00:30.44
24	43	THOMA Ines Norco Factory Team	 GER.1989.21750	0:03:10.18	27	0:02:47.24	16	0:02:31.45	23		0:08:28.87	+0:00:30.72
25	217	SMITH Ellie Norco Factory Team	 AUS.2000.27032	0:03:09.46	26	0:02:51.37	26	0:02:29.00	19		0:08:29.83	+0:00:31.68
26	194	TAYLOR Chloe Norco Factory Team	 GBR.1998.23462	0:03:11.15	28	0:02:48.13	19	0:02:31.53	24		0:08:30.81	+0:00:32.66
27	45	JONNIER Morgane Rossignol Factory Team	 FRA.1990.22559	0:03:09.27	25	0:02:51.01	24	0:02:35.59	30		0:08:35.87	+0:00:37.72
28	202	JOLIDON Sidonie Norco Factory Team	 SUI.1987.31073	0:03:08.37	24	0:02:56.50	31	0:02:32.96	26		0:08:37.83	+0:00:39.68
29	211	VAN KAMPEN Ysaline Norco Factory Team	 SUI.1998.33222	0:03:06.53	18	0:02:56.39	30	0:02:35.75	31		0:08:38.67	+0:00:40.52



STAGE 5 RESULTS

Pos	Plate	Name Team	Nat EWS number	Sector 1	Pos	Sector 2	Pos	Sector 3	Pos	Penalties	Time	Gap
WOMEN												
30	50	WIEDENROTH Sofia Specialized Racing	 GER.1995.24544	0:03:16.67	32	0:02:54.45	29	0:02:35.11	28		0:08:46.23	+0:00:48.08
31	216	CUTHBERT Zoe	 AUS.2001.38369	0:03:18.42	35	0:02:54.33	28	0:02:39.13	32		0:08:51.88	+0:00:53.73
32	209	RING Filipa	 SWE.1990.39267	0:03:20.02	36	0:02:59.28	34	0:02:35.12	29		0:08:54.42	+0:00:56.27
33	210	DAVIDSSON Elina	 SWE.2001.38290	0:03:16.67	32	0:03:02.08	36	0:02:41.92	33		0:09:00.67	+0:01:02.52
34	205	HOVORKA Anja	 SUI.1989.37532	0:03:16.73	34	0:03:01.52	35	0:02:43.62	35		0:09:01.87	+0:01:03.72
35	204	NABER Tanja	 GER.1987.22367	0:03:23.00	37	0:02:58.15	33	0:02:45.46	36		0:09:06.61	+0:01:08.46
36	207	SUCH Morgane	 FRA.1994.27486	0:03:14.65	31	0:03:10.98	38	0:02:43.33	34		0:09:08.96	+0:01:10.81
37	213	DILLON Sian	 GBR.1994.35457	0:03:11.40	29	0:02:57.38	32	0:03:14.63	38		0:09:23.41	+0:01:25.26
38	215	MEYRAT Geraldine	 SUI.1988.38199	0:03:27.55	39	0:03:09.70	37	0:02:52.48	37		0:09:29.73	+0:01:31.58
39	214	PRIETO Naroa	 ESP.1999.38475	0:03:50.58	40	0:03:32.75	39	0:03:46.47	39		0:11:09.80	+0:03:11.65
40	212	JOHNSEN Jonna	 DEN.1992.27207	0:03:27.10	38	0:06:24.90	40	0:04:22.83	40		0:14:14.83	+0:06:16.68

STAGE 5 RESULTS

Pos	Plate	Name Team	Nat EWS number	Sector 1	Pos	Sector 2	Pos	Sector 3	Pos	Penalties	Time	Gap
WOMEN Master 35+												
1	222	NESTLEROVA Fejola Stepanka	 CZE.1985.21761	0:03:15.47	1	0:02:56.90	1	0:02:34.53	1		0:08:46.90	
2	219	MICHEL Daniela	 SUI.1981.21559	0:03:22.54	3	0:03:09.98	3	0:02:47.98	2		0:09:20.50	+0:00:33.60
3	221	THOMSEN Sandra Bohn	 DEN.1983.33584	0:03:22.27	2	0:03:11.60	4	0:02:48.63	3		0:09:22.50	+0:00:35.60
4	220	NEWELL Melissa	 NZL.1979.21458	0:03:26.22	4	0:03:07.15	2	0:02:49.85	4		0:09:23.22	+0:00:36.32
WOMEN Under 21												
1	230	LAN Emmy Norco Factory Team	 CAN.2004.33463	0:03:06.75	1	0:02:47.53	1	0:02:22.92	1		0:08:17.20	
2	231	RIVA Sophie	 ITA.2003.33949	0:03:09.98	2	0:02:52.49	2	0:02:38.83	3		0:08:41.30	+0:00:24.10
3	225	WEBER Helen RAAW // Levelnine Gravity	 GER.2002.36775	0:03:16.96	3	0:02:56.87	3	0:02:38.72	2		0:08:52.55	+0:00:35.35
4	228	HENRY Justine Tribe Pyrenees Gravity	 FRA.2003.32717	0:03:25.25	4	0:03:06.85	4	0:02:43.65	4		0:09:15.75	+0:00:58.55
5	229	BOUCHER Lily	 CAN.2004.40222	0:03:27.82	5	0:03:09.45	5	0:02:53.35	5		0:09:30.62	+0:01:13.42
6	223	BAR JOSEPH Zohar	 ISR.2005.50565	0:03:36.05	6	0:03:12.08	6	0:03:14.07	6		0:10:02.20	+0:01:45.00

STAGE 5 RESULTS

Pos	Plate	Name Team	Nat EWS number	Sector 1	Pos	Sector 2	Pos	Sector 3	Pos	Penalties	Time	Gap
WOMEN Under 21												
7	227	MULLIN Hannah	 IRL.2005.37699	0:03:39.08	7	0:03:21.03	7	0:03:15.80	7		0:10:15.91	+0:01:58.71
8	224	HOLM Hanna	 USA.2003.39590	0:03:49.02	8	0:03:33.83	8	0:04:23.20	8		0:11:46.05	+0:03:28.85

Statistics

Entries / Nations	Finished	DNF	DSQ	DNS	Weather	Temperature	Distance	Elevation
274 / 27	273	0	1	0				

DNF: did not finish · DNS: did not start · DSQ: disqualified