

































PRO STAGE RESULTS

Pos	Plate	Name Team	Nat EWS number	Stage 1PRO	Pos	Penalties	Time	Gap
MEN								
1	14	DENIAUD Youn Giant Factory Off-Road	 FRA.1996.22994	0:05:38.09	1		0:05:38.09	
2	3	MELAMED Jesse Rocky Mountain Race Face	 CAN.1992.21596	0:05:41.99	2		0:05:41.99	+0:00:03.90
3	16	MURRAY Charles Specialized Racing	 NZL.1996.22752	0:05:45.14	3		0:05:45.14	+0:00:07.05
4	29	LARBEOU Guillaume Commencal Enduro Project	 FRA.1994.25575	0:05:46.36	4		0:05:46.36	+0:00:08.27
5	25	RUDEAU Alex Commencal Enduro Project	 FRA.1996.25071	0:05:46.93	5		0:05:46.93	+0:00:08.84
6	33	JEANDEL Louis Commencal Enduro Project	 FRA.1998.22140	0:05:47.49	6		0:05:47.49	+0:00:09.40
7	1	MOIR Jack Canyon Collective	 AUS.1994.33430	0:05:47.56	7		0:05:47.56	+0:00:09.47
8	37	CAMOIN Francescu Specialized Racing	 FRA.2001.23545	0:05:48.11	8		0:05:48.11	+0:00:10.02
9	13	MAES Martin Orbea FOX Enduro Team	 BEL.1997.21636	0:05:48.13	9		0:05:48.13	+0:00:10.04
10	36	SECONDI Nathan Fulgur Factory Team	 FRA.1999.22133	0:05:48.98	10		0:05:48.98	+0:00:10.89
11	11	LUKASIK Slawomir Canyon CLLTV Dainese	 POL.1993.24876	0:05:49.18	11		0:05:49.18	+0:00:11.09












PRO STAGE RESULTS

Pos	Plate	Name Team	Nat EWS number	Stage 1PRO	Pos	Penalties	Time	Gap
MEN								
12	49	HILL Samuel Nukeproof SRAM Factory Racing	 AUS.1985.21775	0:05:50.32	12		0:05:50.32	+0:00:12.23
13	10	WALKER Matthew Pivot Factory Racing	 NZL.1990.21846	0:05:51.90	13		0:05:51.90	+0:00:13.81
14	27	MENZIES Jack	 CAN.2001.22519	0:05:52.11	14		0:05:52.11	+0:00:14.02
15	2	RUDE JR Richard Yeti / Fox Factory Team	 USA.1995.21739	0:05:52.39	15		0:05:52.39	+0:00:14.30
16	34	PERSAK Vid Orbea FOX Enduro Team	 SLO.1996.22810	0:05:52.99	16		0:05:52.99	+0:00:14.90
17	22	VERNER Rhys Forbidden Synthesis	 CAN.1997.22407	0:05:53.83	17		0:05:53.83	+0:00:15.74
18	6	TORDO Dimitri Canyon Collective	 FRA.1993.21764	0:05:54.29	18		0:05:54.29	+0:00:16.20
19	50	MENJOU Irene Sunn French Connexion By Alpe D'Huez	 FRA.1995.22122	0:05:54.30	19		0:05:54.30	+0:00:16.21
20	8	DAILLY Adrien Lapierre Zipp Collective	 FRA.1996.21677	0:05:55.23	20		0:05:55.23	+0:00:17.14
21	61	GALY Theo Sunn French Connexion By Alpe D'Huez	 FRA.1990.21691	0:05:55.32	21		0:05:55.32	+0:00:17.23












PRO STAGE RESULTS

Pos	Plate	Name Team	Nat EWS number	Stage 1PRO	Pos	Penalties	Time	Gap
MEN								
22	65	WATSON Corey Nukeproof SRAM Factory Racing	 GBR.1999.35483	0:05:57.48	22		0:05:57.48	+0:00:19.39
23	30	TEXTOR Christian Team BULLS	 GER.1990.22845	0:05:57.75	23		0:05:57.75	+0:00:19.66
24	55	STORR Alex Forbidden Synthesis	 GBR.2001.31009	0:05:58.24	24		0:05:58.24	+0:00:20.15
25	86	FRESQUET Axel Tribe Pyrenees Gravity	 FRA.1998.23081	0:05:58.32	25		0:05:58.32	+0:00:20.23
26	53	WALL Evan Devinci Global Racing	 CAN.1999.23531	0:05:58.40	26		0:05:58.40	+0:00:20.31
27	15	HEAP Elliott Nukeproof SRAM Factory Racing	 GBR.1998.21783	0:05:58.78	27		0:05:58.78	+0:00:20.69
28	35	KANGAS Oliwer	 SWE.1992.33903	0:05:59.97	28		0:05:59.97	+0:00:21.88
29	26	CALLAGHAN Gregory Devinci Global Racing	 IRL.1991.21827	0:06:00.05	29		0:06:00.05	+0:00:21.96
30	73	MACARTHUR Glenn	 FRA.2000.22879	0:06:00.43	30		0:06:00.43	+0:00:22.34
31	32	VEZINA Mckay Giant Factory Off-Road	 CAN.1995.21632	0:06:01.05	31		0:06:01.05	+0:00:22.96
32	77	BOTTERAM Tristan	 NED.2000.53856	0:06:02.31	32		0:06:02.31	+0:00:24.22












PRO STAGE RESULTS

Pos	Plate	Name Team	Nat EWS number	Stage 1PRO	Pos	Penalties	Time	Gap
MEN								
33	146	ROBERT Alexandre	 FRA.2000.25798	0:06:02.62	33		0:06:02.62	+0:00:24.53
34	31	STUTTARD Mathew Polygon Factory Racing	 GBR.1993.21661	0:06:02.88	34		0:06:02.88	+0:00:24.79
35	60	PETERSON Colton	 USA.1999.30493	0:06:03.11	35		0:06:03.11	+0:00:25.02
36	90	IENZER Emeric Scott SR Suntour Enduro Team	 FRA.1999.31862	0:06:03.13	36		0:06:03.13	+0:00:25.04
37	28	GRAHAM Innes	 GBR.1996.35188	0:06:03.66	37		0:06:03.66	+0:00:25.57
38	67	HARRIS Bradley Theory Racing p/b ProBikeKit	 NZL.2001.27637	0:06:03.76	38		0:06:03.76	+0:00:25.67
39	84	DRACH Torben RAAW // Levelnine Gravity	 GER.1998.22419	0:06:04.28	39		0:06:04.28	+0:00:26.19
40	21	MASTERS Edward Pivot Factory Racing	 NZL.1989.22590	0:06:04.50	40		0:06:04.50	+0:00:26.41
41	19	VENDEMMIA Mirco Cannondale Enduro	 ITA.1998.21871	0:06:04.52	41		0:06:04.52	+0:00:26.43
42	89	DE VOCHT Bart	 BEL.1992.23075	0:06:05.00	42		0:06:05.00	+0:00:26.91
43	92	JAMIESON Elliot Norco Factory Team	 CAN.2001.22028	0:06:05.28	43		0:06:05.28	+0:00:27.19












PRO STAGE RESULTS

Pos	Plate	Name Team	Nat EWS number	Stage 1PRO	Pos	Penalties	Time	Gap
MEN								
44	76	GRANT Kelan Nukeproof SRAM Factory Racing	 IRL.1993.21773	0:06:05.61	44		0:06:05.61	+0:00:27.52
45	66	SCOTT Mark Santa Cruz X SRAM	 GBR.1993.21714	0:06:05.69	45		0:06:05.69	+0:00:27.60
46	80	TORRALBA GARASA Juan Gabriel	 ESP.1997.21633	0:06:06.10	46		0:06:06.10	+0:00:28.01
47	7	JOHANSEN Zakarias Ibis Enduro Team	 SWE.1992.21863	0:06:06.16	47		0:06:06.16	+0:00:28.07
48	96	CROZ Romain	 FRA.1996.37161	0:06:06.20	48		0:06:06.20	+0:00:28.11
49	110	MILLE Thimote	 FRA.2001.31623	0:06:06.33	49		0:06:06.33	+0:00:28.24
50	85	BOX Archie	 GBR.1998.23201	0:06:06.36	50		0:06:06.36	+0:00:28.27
51	120	ISCLA GRANDVALLET Alex	 AND.2000.52485	0:06:06.40	51		0:06:06.40	+0:00:28.31
52	64	FRANCK Gilles	 BEL.2000.22291	0:06:06.77	52		0:06:06.77	+0:00:28.68
53	58	NESTOROFF Nikolas	 USA.1999.36915	0:06:07.16	53		0:06:07.16	+0:00:29.07
54	24	GAUVIN Remi Rocky Mountain Race Face	 CAN.1992.21624	0:06:07.44	54		0:06:07.44	+0:00:29.35












PRO STAGE RESULTS

Pos	Plate	Name Team	Nat EWS number	Stage 1PRO	Pos	Penalties	Time	Gap
MEN								
55	131	FINCHAM Sean	 CAN.1998.54189	0:06:07.45	55		0:06:07.45	+0:00:29.36
56	144	VEIGA AMADO Marco	 ESP.1994.53756	0:06:08.91	56		0:06:08.91	+0:00:30.82
57	62	CONNELL Joseph Orange Factory Racing	 GBR.1994.21745	0:06:09.08	57		0:06:09.08	+0:00:30.99
58	81	GAILLOT Baptiste	 FRA.1991.21771	0:06:09.74	58		0:06:09.74	+0:00:31.65
59	99	RENZ Daniel	 GER.1996.26028	0:06:10.14	59		0:06:10.14	+0:00:32.05
60	79	ESTAQUE Thomas	 FRA.1996.52944	0:06:11.03	60		0:06:11.03	+0:00:32.94
61	63	WARNET Manu	 NED.2001.26267	0:06:11.25	61		0:06:11.25	+0:00:33.16
62	111	CAMBOS Albin	 FRA.1999.22849	0:06:12.05	62		0:06:12.05	+0:00:33.96
63	68	LUTHI Patrick	 SUI.1992.22607	0:06:12.40	63		0:06:12.40	+0:00:34.31
64	93	HEBERT Ambroise	 FRA.1993.21934	0:06:13.10	64		0:06:13.10	+0:00:35.01
65	109	CIRIEGO Maxime	 FRA.1997.34167	0:06:13.80	65		0:06:13.80	+0:00:35.71












PRO STAGE RESULTS

Pos	Plate	Name Team	Nat EWS number	Stage 1PRO	Pos	Penalties	Time	Gap
MEN								
66	83	WOLFE Daniel Polygon Factory Racing	 IRL.1988.22250	0:06:14.05	66		0:06:14.05	+0:00:35.96
67	38	GARAY TAMAYO Iago Santa Cruz X SRAM	 ESP.1991.21707	0:06:14.61	67		0:06:14.61	+0:00:36.52
68	57	BLAHA Vojtech	 CZE.1999.22684	0:06:15.66	68		0:06:15.66	+0:00:37.57
69	112	CASADEI Nicola	 ITA.1989.21878	0:06:16.14	69		0:06:16.14	+0:00:38.05
70	114	WALLNER Niklas Ibis Enduro Team	 SWE.1990.32704	0:06:16.55	70		0:06:16.55	+0:00:38.46
71	94	MCCUTCHEON Trevor	 USA.1999.31137	0:06:16.61	71		0:06:16.61	+0:00:38.52
72	113	VON HEYDEN LANGELAAN Carlos	 ESP.1998.32853	0:06:18.54	72		0:06:18.54	+0:00:40.45
73	102	HURLEY Joshua	 GBR.1995.27543	0:06:18.68	73		0:06:18.68	+0:00:40.59
74	87	WILSON Thomas Orange Factory Racing	 GBR.2000.22553	0:06:19.32	74		0:06:19.32	+0:00:41.23
75	121	SNOW Harry	 GBR.1993.38162	0:06:19.90	75		0:06:19.90	+0:00:41.81
76	108	HUTCHENS Chris	 GBR.1989.22999	0:06:20.39	76		0:06:20.39	+0:00:42.30






PRO STAGE RESULTS

Pos	Plate	Name Team	Nat EWS number	Stage 1PRO	Pos	Penalties	Time	Gap
MEN								
77	74	EBDON Jake	 GBR.2001.32703	0:06:22.18	77		0:06:22.18	+0:00:44.09
78	23	LUCAS Cole Ibis Enduro Team	 NZL.1998.23013	0:06:22.58	78		0:06:22.58	+0:00:44.49
79	88	TOOKE Jacob	 CAN.1999.22078	0:06:22.65	79		0:06:22.65	+0:00:44.56
80	98	OMDAL Oskar	 NOR.2000.32277	0:06:23.15	80		0:06:23.15	+0:00:45.06
81	148	REAL Pierre	 FRA.1998.22500	0:06:23.98	81		0:06:23.98	+0:00:45.89
82	130	WILLNER Nick	 GER.1999.22551	0:06:24.70	82		0:06:24.70	+0:00:46.61
83	128	ENNIS Ross	 IRL.2001.25954	0:06:25.13	83		0:06:25.13	+0:00:47.04
84	138	DOLGOS Robin	 FRA.1999.23576	0:06:25.25	84		0:06:25.25	+0:00:47.16
85	101	LARSSON Adam	 SWE.2000.30837	0:06:25.38	85		0:06:25.38	+0:00:47.29
86	134	RANGER Lewis	 GBR.1999.38588	0:06:25.46	86		0:06:25.46	+0:00:47.37
87	51	BOOKER Daniel Nukeyproof SRAM Factory Racing	 AUS.1997.25378	0:06:26.23	87		0:06:26.23	+0:00:48.14












PRO STAGE RESULTS

Pos	Plate	Name Team	Nat EWS number	Stage 1PRO	Pos	Penalties	Time	Gap
MEN								
88	97	JENSEN Henrik	 GBR.1998.25933	0:06:26.80	88		0:06:26.80	+0:00:48.71
89	124	PERISSE Elouan Hotlines Nukeproof Racing	 FRA.2001.34083	0:06:27.03	89		0:06:27.03	+0:00:48.94
90	135	DEMUYLDER Jonas	 BEL.1997.25196	0:06:27.57	90		0:06:27.57	+0:00:49.48
91	136	ARNAUD Quentin	 FRA.1994.22628	0:06:28.15	91		0:06:28.15	+0:00:50.06
92	140	ANDERSEN Mads Bo	 DEN.1996.34154	0:06:28.82	92		0:06:28.82	+0:00:50.73
93	133	CHAUVET Cesar	 FRA.1995.34851	0:06:29.18	93		0:06:29.18	+0:00:51.09
94	118	MARI MARI Mariano	 ESP.1997.22453	0:06:30.00	94		0:06:30.00	+0:00:51.91
95	137	COSTA GRAELL Pau	 ESP.2001.25006	0:06:30.50	95		0:06:30.50	+0:00:52.41
96	59	BLAIR Lachlan Orange Factory Racing	 GBR.1995.21426	0:06:31.66	96		0:06:31.66	+0:00:53.57
97	162	SACCON Matteo Abetone FullOut Gravity	 ITA.2000.21866	0:06:31.94	97		0:06:31.94	+0:00:53.85
98	132	BISSON Zian	 FRA.2000.26059	0:06:32.02	98		0:06:32.02	+0:00:53.93












PRO STAGE RESULTS

Pos	Plate	Name Team	Nat EWS number	Stage 1PRO	Pos	Penalties	Time	Gap
MEN								
99	127	DIEU Antonio	 FRA.1989.26701	0:06:32.27	99		0:06:32.27	+0:00:54.18
100	152	RODRIGUES DOS SANTOS Anaue	 POR.1994.40310	0:06:33.30	100		0:06:33.30	+0:00:55.21
101	106	MAGGS David	 AUS.1996.23408	0:06:33.54	101		0:06:33.54	+0:00:55.45
102	159	GERMAN Thomas	 FRA.1995.22049	0:06:34.68	102		0:06:34.68	+0:00:56.59
103	100	BERNET Jonas	 SUI.1994.33390	0:06:34.91	103		0:06:34.91	+0:00:56.82
104	122	LAMBERT Pierre Hotlines Nukeproof Racing	 FRA.1999.36939	0:06:36.00	104		0:06:36.00	+0:00:57.91
105	160	COURMES Tristan	 FRA.1989.33929	0:06:36.24	105		0:06:36.24	+0:00:58.15
106	70	PFEIL Max	 GER.1998.27442	0:06:36.82	106		0:06:36.82	+0:00:58.73
107	149	CASAL VALLS Guillem	 AND.1995.22127	0:06:37.65	107		0:06:37.65	+0:00:59.56
108	54	KRASNY Carter	 CAN.1999.22027	0:06:37.82	108		0:06:37.82	+0:00:59.73
109	161	MANDIN Oscar Rossignol Factory Team	 FRA.1997.53639	0:06:38.38	109		0:06:38.38	+0:01:00.29












PRO STAGE RESULTS

Pos	Plate	Name Team	Nat EWS number	Stage 1PRO	Pos	Penalties	Time	Gap
MEN								
110	150	BAUSCHERT Alan	 FRA.1999.26464	0:06:39.45	110		0:06:39.45	+0:01:01.36
111	145	ORIOLE Stephan	 FRA.1988.38650	0:06:39.50	111		0:06:39.50	+0:01:01.41
112	105	HAMMOND Chubbie	 GBR.1996.37418	0:06:41.68	112		0:06:41.68	+0:01:03.59
113	4	MIQUEL Kevin Specialized Racing	 FRA.1991.21704	0:06:42.52	113		0:06:42.52	+0:01:04.43
114	56	BURNS CONTRERAS Pedro Trek Factory Racing	 CHI.1997.21729	0:06:45.74	114		0:06:45.74	+0:01:07.65
115	154	WIDEN Johan	 SWE.1994.39149	0:06:46.33	115		0:06:46.33	+0:01:08.24
116	52	STONE Brady Polygon Factory Racing	 NZL.2000.23119	0:06:46.60	116		0:06:46.60	+0:01:08.51
117	115	LOEFFLER Christian	 GER.1993.23169	0:06:47.00	117		0:06:47.00	+0:01:08.91
118	117	BARICH Leopold RDN Racing	 GER.1998.22342	0:06:47.40	118		0:06:47.40	+0:01:09.31
119	155	BARTON Oliver	 GBR.1990.33513	0:06:53.05	119		0:06:53.05	+0:01:14.96
120	153	LUNA SANCHEZ Jose Luis Fulgur Factory Team	 ESP.2001.54404	0:07:04.78	120		0:07:04.78	+0:01:26.69












PRO STAGE RESULTS

Pos	Plate	Name Team	Nat EWS number	Stage 1PRO	Pos	Penalties	Time	Gap
MEN								
121	129	WAGHORN Dylan	 NZL.1996.38314	0:07:07.15	121		0:07:07.15	+0:01:29.06
122	82	JANSER Robin Swiss Enduro Team by Giant	 SUI.2000.25837	0:07:07.61	122		0:07:07.61	+0:01:29.52
123	142	LAGASSEY Justin	 USA.1991.22065	0:07:09.64	123		0:07:09.64	+0:01:31.55
124	147	GONDOUIN Antoine	 FRA.1997.27800	0:07:09.73	124		0:07:09.73	+0:01:31.64
125	157	PUISSANT Enzo	 FRA.2001.39132	0:08:09.88	125		0:08:09.88	+0:02:31.79
126	103	MCBAIN Calum	 GBR.1998.33913	0:08:55.70	126		0:08:55.70	+0:03:17.61
127	95	SEDLAK Max	 USA.2000.22259	0:13:53.45	127		0:13:53.45	+0:08:15.36
DNF	126	LANDMARK Ola Javold	 NOR.1999.25289					
DNS	72	GALLAGHER Christopher	 GBR.1993.23014					
DNS	78	CHARLES Clement Rossignol Factory Team	 FRA.1994.22206					
DNS	107	ESCUДИER Thomas	 FRA.1991.21945					












PRO STAGE RESULTS

Pos	Plate	Name Team	Nat EWS number	Stage 1PRO	Pos	Penalties	Time	Gap
MEN								
DNS	123	LAMBERT Louis Hotlines Nukeproof Racing	 FRA.1999.37231					
DNS	5	BORGES Jose Canyon Collective	 POR.1990.21669					
MEN Master 35+								
1	288	AUSTERMUHLE Ian	 GBR.1980.21590	0:06:20.98	1		0:06:20.98	
2	264	GONZALEZ FONTAN Mauro	 ESP.1987.22118	0:06:24.49	2		0:06:24.49	+0:00:03.51
3	289	AMOUR Karim BH Enduro Racing Team	 FRA.1975.21696	0:06:30.44	3		0:06:30.44	+0:00:09.46
4	287	WEIDEMANN Mads	 DEN.1982.33629	0:06:37.50	4		0:06:37.50	+0:00:16.52
5	276	FARRER Dan	 GBR.1982.25481	0:06:38.76	5		0:06:38.76	+0:00:17.78
6	277	SAINT AUBIN Christophe	 FRA.1986.35590	0:06:41.06	6		0:06:41.06	+0:00:20.08
7	267	BOULLIER Germain	 FRA.1985.21510	0:06:44.66	7		0:06:44.66	+0:00:23.68
8	285	BERNARD Guillaume	 FRA.1983.22861	0:06:46.62	8		0:06:46.62	+0:00:25.64
9	286	CARREZ Cedric Lapierre Zipp Collective	 FRA.1978.23588	0:06:47.01	9		0:06:47.01	+0:00:26.03












PRO STAGE RESULTS

Pos	Plate	Name Team	Nat EWS number	Stage 1PRO	Pos	Penalties	Time	Gap
MEN Master 35+								
10	283	EDGWORTH Scott	 GBR.1980.52475	0:06:47.97	10		0:06:47.97	+0:00:26.99
11	281	CALVEZ Mathieu Hotlines Nukeproof Racing	 FRA.1986.22152	0:06:55.35	11		0:06:55.35	+0:00:34.37
12	275	TEXIER Benoit	 FRA.1983.39314	0:06:55.55	12		0:06:55.55	+0:00:34.57
13	279	SCOTT Darren	 GBR.1971.22334	0:06:56.00	13		0:06:56.00	+0:00:35.02
14	263	ESNAOLA GOROSTIDI Juan Jose	 ESP.1982.22147	0:06:57.45	14		0:06:57.45	+0:00:36.47
15	270	BISHOP Daniel	 GBR.1970.22823	0:06:59.35	15		0:06:59.35	+0:00:38.37
16	262	PAYAS PONS Marti	 AND.1980.51101	0:07:01.71	16		0:07:01.71	+0:00:40.73
17	266	GASPARD Gregory	 FRA.1982.35762	0:07:02.43	17		0:07:02.43	+0:00:41.45
18	282	LOCHHEAD Andrew	 GBR.1984.25456	0:07:07.23	18		0:07:07.23	+0:00:46.25
19	274	EICHINGER Christoph	 GER.1980.39926	0:07:16.37	19		0:07:16.37	+0:00:55.39
20	280	RAMADE Nicolas	 FRA.1986.36092	0:07:22.98	20		0:07:22.98	+0:01:02.00












PRO STAGE RESULTS

Pos	Plate	Name Team	Nat EWS number	Stage 1PRO	Pos	Penalties	Time	Gap
MEN Master 35+								
21	268	SADLER Andy	 GBR.1972.21595	0:07:24.76	21		0:07:24.76	+0:01:03.78
22	273	WARD Joe	 IRL.1971.22541	0:07:26.26	22		0:07:26.26	+0:01:05.28
23	271	SASAKI Hiroshi	 JPN.1979.30239	0:07:28.62	23		0:07:28.62	+0:01:07.64
24	261	PONS CANO Santiago	 MEX.1978.40293	0:08:45.66	24		0:08:45.66	+0:02:24.68
MEN Under 21								
1	254	BERTINI Lisandru Lapierre Zipp Collective	 FRA.2004.36198	<u>0:05:57.77</u>	1		0:05:57.77	
2	257	PIERCY Jack Commencal Les Orres Team	 GBR.2004.36927	0:06:01.11	2		0:06:01.11	+0:00:03.34
3	250	ICARDO Alexis Canyon CLLTV Dainese	 FRA.2003.31902	0:06:03.28	3		0:06:03.28	+0:00:05.51
4	233	HOGLUND Andreas	 SWE.2002.36347	0:06:04.35	4		0:06:04.35	+0:00:06.58
5	224	PLEINDOUX Simeon Hotlines Nukeproof Racing	 FRA.2003.34644	0:06:05.00	5		0:06:05.00	+0:00:07.23
6	252	KAUX Marin Tribe Pyrenees Gravity	 FRA.2002.30383	0:06:05.36	6		0:06:05.36	+0:00:07.59
7	244	LESQUIR Tom Hotlines Nukeproof Racing	 FRA.2003.36215	0:06:05.51	7		0:06:05.51	+0:00:07.74












PRO STAGE RESULTS

Pos	Plate	Name Team	Nat EWS number	Stage 1PRO	Pos	Penalties	Time	Gap
MEN Under 21								
8	241	PIVNICKA Jakub	 CZE.2005.38692	0:06:09.70	8		0:06:09.70	+0:00:11.93
9	256	SCHEELE William	 NOR.2003.33415	0:06:10.36	9		0:06:10.36	+0:00:12.59
10	228	JOLY Enzo	 FRA.2005.39338	0:06:10.60	10		0:06:10.60	+0:00:12.83
11	260	SHERLOCK Seth	 CAN.2002.40432	0:06:10.71	11		0:06:10.71	+0:00:12.94
12	239	CHAPIN Aiden	 USA.2002.25700	0:06:11.56	12		0:06:11.56	+0:00:13.79
13	259	HANCOCK Emmett	 CAN.2002.37051	0:06:11.78	13		0:06:11.78	+0:00:14.01
14	258	GILCHRIST Ryan	 AUS.2002.36859	0:06:13.95	14		0:06:13.95	+0:00:16.18
15	246	ARNAUD Nans	 FRA.2004.35462	0:06:14.16	15		0:06:14.16	+0:00:16.39
16	211	MARSOT Antonin	 FRA.2005.50795	0:06:15.66	16		0:06:15.66	+0:00:17.89
17	209	PLATT Dom	 GBR.2005.37944	0:06:16.48	17		0:06:16.48	+0:00:18.71
18	225	BACHELET Baptiste	 FRA.2004.36979	0:06:16.56	18		0:06:16.56	+0:00:18.79












PRO STAGE RESULTS

Pos	Plate	Name Team	Nat EWS number	Stage 1PRO	Pos	Penalties	Time	Gap
MEN Under 21								
18	251	RODGERS Lief	 CAN.2003.26651	0:06:16.56	18		0:06:16.56	+0:00:18.79
20	247	RYYNANEN Tarmo	 FIN.2002.31950	0:06:17.50	20		0:06:17.50	+0:00:19.73
21	240	SNOW Jakob	 USA.2003.24674	0:06:18.73	21		0:06:18.73	+0:00:20.96
22	208	JOLY Emilien	 FRA.2005.39337	0:06:18.81	22		0:06:18.81	+0:00:21.04
23	197	SALAUN Alexis	 FRA.2003.37431	0:06:19.17	23		0:06:19.17	+0:00:21.40
24	238	SMRDEL Miha	 SLO.2004.38908	0:06:19.30	24		0:06:19.30	+0:00:21.53
25	227	CUELLAR ALONSO Adrian	 ESP.2003.52648	0:06:20.10	25		0:06:20.10	+0:00:22.33
26	202	TENET BERRAT Marius	 FRA.2005.52715	0:06:20.97	26		0:06:20.97	+0:00:23.20
27	248	KELLER Jake	 USA.2002.31400	0:06:21.93	27		0:06:21.93	+0:00:24.16
28	237	HEINE Geraud	 BEL.2004.25833	0:06:24.02	28		0:06:24.02	+0:00:26.25
29	253	FAIRBROTHER Matthew	 NZL.2004.35439	0:06:24.64	29		0:06:24.64	+0:00:26.87











PRO STAGE RESULTS

Pos	Plate	Name Team	Nat EWS number	Stage 1PRO	Pos	Penalties	Time	Gap
MEN Under 21								
30	222	CONROY Brendan	 IRL.2004.39139	0:06:25.52	30		0:06:25.52	+0:00:27.75
31	223	AUROUX Jules	 FRA.2005.53398	0:06:25.89	31		0:06:25.89	+0:00:28.12
32	210	CREASE Henry	 GBR.2003.36925	0:06:26.88	32		0:06:26.88	+0:00:29.11
33	242	FISHER JT	 USA.2004.38262	0:06:26.90	33		0:06:26.90	+0:00:29.13
34	235	ESCHLER Lasse	 GER.2005.37539	0:06:27.52	34		0:06:27.52	+0:00:29.75
35	198	ROUKENS Alexis	 BEL.2002.36129	0:06:29.50	35		0:06:29.50	+0:00:31.73
36	219	HARROP Zack	 GBR.2003.30354	0:06:29.81	36		0:06:29.81	+0:00:32.04
37	215	KYME Gus	 AUS.2004.37152	0:06:32.28	37		0:06:32.28	+0:00:34.51
38	255	HELLY Johnathan	 CAN.2003.27147	0:06:32.29	38		0:06:32.29	+0:00:34.52
39	236	RANDELL Jayden	 GBR.2003.27895	0:06:32.46	39		0:06:32.46	+0:00:34.69
40	229	BROWN Lewis	 GBR.2002.37821	0:06:35.72	40		0:06:35.72	+0:00:37.95












PRO STAGE RESULTS

Pos	Plate	Name Team	Nat EWS number	Stage 1PRO	Pos	Penalties	Time	Gap
MEN Under 21								
41	207	FERNANDEZ PEREZ David	 ESP.2002.39256	0:06:37.87	41		0:06:37.87	+0:00:40.10
42	203	VLASKOVAC Ben	 GER.2003.35875	0:06:38.30	42		0:06:38.30	+0:00:40.53
43	232	VERNHET Axel	 FRA.2002.34183	0:06:39.39	43		0:06:39.39	+0:00:41.62
44	226	CLEMENT Liam	 GBR.2004.37661	0:06:39.53	44		0:06:39.53	+0:00:41.76
45	220	FORBES Lachie	 AUS.2003.36655	0:06:39.60	45		0:06:39.60	+0:00:41.83
46	200	STEPHENSON Henry	 GBR.2005.36564	0:06:42.41	46		0:06:42.41	+0:00:44.64
47	205	JONSON Noa	 SWE.2003.37674	0:06:44.80	47		0:06:44.80	+0:00:47.03
48	214	GANTNER Mathis	 SUI.2003.40468	0:06:45.10	48		0:06:45.10	+0:00:47.33
49	231	WHITE Ronan	 GBR.2002.36972	0:06:45.40	49		0:06:45.40	+0:00:47.63
50	234	HUTMAN Omer	 ISR.2004.40015	0:06:46.77	50		0:06:46.77	+0:00:49.00
51	221	WICKLUND Jackson	 USA.2005.39414	0:06:48.54	51		0:06:48.54	+0:00:50.77












PRO STAGE RESULTS

Pos	Plate	Name Team	Nat EWS number	Stage 1PRO	Pos	Penalties	Time	Gap
MEN Under 21								
52	230	CREWTHERR Matt	 GBR.2002.31956	0:06:50.94	52		0:06:50.94	+0:00:53.17
53	218	CORRAL GALLARDO Benjamin	 CHI.2003.33574	0:06:51.23	53		0:06:51.23	+0:00:53.46
54	213	DEMARTEAU Colin	 BEL.2003.33889	0:06:52.54	54		0:06:52.54	+0:00:54.77
55	201	LOUREIRO GIRALDEZ Manuel	 ESP.2003.39261	0:07:00.01	55		0:07:00.01	+0:01:02.24
56	217	BUENGEN Lars Henrik Swiss Enduro Team by Giant	 SUI.2005.27225	0:07:27.57	56		0:07:27.57	+0:01:29.80
DNF	206	JOHNSSON Olle	 SWE.2004.39449					
DNS	243	FOURCADE Luca Tribe Pyrenees Gravity	 FRA.2003.35944					
DNS	212	SCHLEICHER Valentin RDN Racing	 GER.2002.26946					
WOMEN								
1	2	CHARRE Morgane Pivot Factory Racing	 FRA.1990.21958	<u>0:06:34.28</u>	1		0:06:34.28	
2	3	COURDURIER Isabeau Lapierre Zipp Collective	 FRA.1994.21731	0:06:40.21	2		0:06:40.21	+0:00:05.93












PRO STAGE RESULTS

Pos	Plate	Name Team	Nat EWS number	Stage 1PRO	Pos	Penalties	Time	Gap
WOMEN								
3	5	KOREM Noga GT Factory Racing	 ISR.1991.21660	0:06:45.86	3		0:06:45.86	+0:00:11.58
4	1	PUGIN Melanie BH Enduro Racing Team	 FRA.1990.21693	0:06:46.25	4		0:06:46.25	+0:00:11.97
5	4	HARDEN Harriet Trek Factory Racing	 GBR.2001.22819	0:06:47.07	5		0:06:47.07	+0:00:12.79
6	42	COOK Becky	 GBR.1986.21664	0:06:51.42	6		0:06:51.42	+0:00:17.14
7	164	STONE Jessica	 GBR.1990.32154	0:06:54.93	7		0:06:54.93	+0:00:20.65
8	46	JONNIER Morgane Rossignol Factory Team	 FRA.1990.22559	0:06:57.16	8		0:06:57.16	+0:00:22.88
9	44	PRUDKOVA Barbora	 CZE.1996.38768	0:06:59.05	9		0:06:59.05	+0:00:24.77
10	10	RICHTER Raphaela Ibis Enduro Team	 GER.1997.25746	0:07:00.00	10		0:07:00.00	+0:00:25.72
11	39	LANTHIER NADEAU Andreane Rocky Mountain Race Face	 CAN.1993.21609	0:07:00.04	11		0:07:00.04	+0:00:25.76
12	43	ESPINEIRA HERREROS Florencia Orbea FOX Enduro Team	 CHI.1992.22941	0:07:00.95	12		0:07:00.95	+0:00:26.67
13	41	SCARSI Gloria Canyon CLLTV Dainese	 ITA.2000.36425	0:07:01.53	13		0:07:01.53	+0:00:27.25










PRO STAGE RESULTS

Pos	Plate	Name Team	Nat EWS number	Stage 1PRO	Pos	Penalties	Time	Gap
WOMEN								
14	40	MORRISON Rae Liv Racing	 NZL.1989.21630	0:07:09.14	14		0:07:09.14	+0:00:34.86
15	165	HENDERSON Polly	 GBR.2001.22368	0:07:12.35	15		0:07:12.35	+0:00:38.07
16	169	JOLIDON Sidonie	 SUI.1987.31073	0:07:12.70	16		0:07:12.70	+0:00:38.42
17	179	VAN KAMPEN Ysaline	 SUI.1998.33222	0:07:16.96	17		0:07:16.96	+0:00:42.68
18	45	DUVERT Julie Theory Racing p/b ProBikeKit	 FRA.1996.21719	0:07:22.37	18		0:07:22.37	+0:00:48.09
19	173	SUCH Morgane	 FRA.1994.27486	0:07:26.81	19		0:07:26.81	+0:00:52.53
20	171	YUSTO SANCHEZ Sara	 ESP.2000.39157	0:07:31.40	20		0:07:31.40	+0:00:57.12
21	182	CUTHBERT Zoe	 AUS.2001.38369	0:07:34.25	21		0:07:34.25	+0:00:59.97
22	166	ELLECOSTA Nadine Abetone FullOut Gravity	 ITA.1999.25437	0:07:39.73	22		0:07:39.73	+0:01:05.45
23	168	MURDOCK Porsha	 USA.1991.22373	0:07:39.97	23		0:07:39.97	+0:01:05.69
24	172	MASIP IBANEZ Ares	 ESP.1995.36074	0:07:44.12	24		0:07:44.12	+0:01:09.84





PRO STAGE RESULTS

Pos	Plate	Name Team	Nat EWS number	Stage 1PRO	Pos	Penalties	Time	Gap
WOMEN								
25	163	TAYLOR Chloe	 GBR.1998.23462	0:07:47.85	25		0:07:47.85	+0:01:13.57
26	174	MAUNSELL Leah	 IRL.1999.22382	0:07:49.37	26		0:07:49.37	+0:01:15.09
27	178	DILLON Sian	 GBR.1994.35457	0:07:51.44	27		0:07:51.44	+0:01:17.16
28	170	JOHNSEN Jonna	 DEN.1992.27207	0:08:11.09	28		0:08:11.09	+0:01:36.81
29	7	BARAONA Rebecca Yeti / Fox Factory Team	 GBR.1993.21715	0:08:19.21	29		0:08:19.21	+0:01:44.93
30	175	RUTZ Lea Salome	 SUI.1995.33389	0:08:44.43	30		0:08:44.43	+0:02:10.15
31	176	RING Filippa	 SWE.1990.39267	0:09:02.12	31		0:09:02.12	+0:02:27.84
32	180	PRIETO Naroa	 ESP.1999.38475	0:11:07.80	32		0:11:07.80	+0:04:33.52
33	184	SMITH Ellie	 AUS.2000.27032	0:16:41.79	33		0:16:41.79	+0:10:07.51
DNF	8	CONOLLY Ella Cannondale Enduro	 GBR.1998.21859					
DNS	177	DAVIDSSON Elina	 SWE.2001.38290					

PRO STAGE RESULTS

Pos	Plate	Name Team	Nat EWS number	Stage 1PRO	Pos	Penalties	Time	Gap
WOMEN								
DNS	167	REY Charlotte Tribe Pyrenees Gravity	 FRA.2000.31025					
WOMEN Master 35+								
1	187	NESTLEROVA Fejola Stepanka	 CZE.1985.21761	0:07:40.31	1		0:07:40.31	
2	185	NEWELL Melissa	 NZL.1979.21458	0:07:54.72	2		0:07:54.72	+0:00:14.41
3	186	THOMSEN Sandra Bohn	 DEN.1983.33584	0:08:12.40	3		0:08:12.40	+0:00:32.09
WOMEN Under 21								
1	195	LAN Emmy Norco Factory Team	 CAN.2004.33463	0:07:00.53	1		0:07:00.53	
2	196	RIVA Sophie	 ITA.2003.33949	0:07:17.81	2		0:07:17.81	+0:00:17.28
3	190	CARRICK-ANDERSON Emily	 GBR.2005.38081	0:07:30.70	3		0:07:30.70	+0:00:30.17
4	194	BOUCHER Lily	 CAN.2004.40222	0:07:39.30	4		0:07:39.30	+0:00:38.77
5	191	PLANQUART Lily	 FRA.2004.39618	0:07:42.10	5		0:07:42.10	+0:00:41.57

PRO STAGE RESULTS

Pos	Plate	Name Team	Nat EWS number	Stage 1PRO	Pos	Penalties	Time	Gap
WOMEN Under 21								
6	192	WEBER Helen RAAW // Levelnine Gravity	 GER.2002.36775	0:07:42.63	6		0:07:42.63	+0:00:42.10
7	193	HENRY Justine Tribe Pyrenees Gravity	 FRA.2003.32717	0:07:52.20	7		0:07:52.20	+0:00:51.67
8	189	MULLIN Hannah	 IRL.2005.37699	0:08:26.22	8		0:08:26.22	+0:01:25.69
DNS	188	HOLM Hanna	 USA.2003.39590					

Statistics

Entries / Nations	Finished	DNF	DSQ	DNS	Weather	Temperature	Distance	Elevation
264 / 26	251	3	0	10	Cloudy	14 °C		

DNF: did not finish · DNS: did not start · DSQ: disqualified