

































## STAGE 1PRO RESULTS

Pos	Plate	Name Team	Nat EWS number	Sector 1	Pos	Sector 2	Pos	Penalties	Time	Gap
<b>MEN</b>										
1	14	<b>DENIAUD Youn</b> Giant Factory Off-Road	 FRA.1996.22994	<u>0:03:40.25</u>	1	0:01:57.84	2		<b>0:05:38.09</b>	
2	3	<b>MELAMED Jesse</b> Rocky Mountain Race Face	 CAN.1992.21596	0:03:44.98	5	<u>0:01:57.01</u>	1		<b>0:05:41.99</b>	+0:00:03.90
3	16	<b>MURRAY Charles</b> Specialized Racing	 NZL.1996.22752	0:03:47.28	11	0:01:57.86	3		<b>0:05:45.14</b>	+0:00:07.05
4	29	<b>LARBEOU Guillaume</b> Commencal Enduro Project	 FRA.1994.25575	0:03:44.72	4	0:02:01.64	13		<b>0:05:46.36</b>	+0:00:08.27
5	25	<b>RUDEAU Alex</b> Commencal Enduro Project	 FRA.1996.25071	0:03:46.72	8	0:02:00.21	6		<b>0:05:46.93</b>	+0:00:08.84
6	33	<b>JEANDEL Louis</b> Commencal Enduro Project	 FRA.1998.22140	0:03:44.48	3	0:02:03.01	19		<b>0:05:47.49</b>	+0:00:09.40
7	1	<b>MOIR Jack</b> Canyon Collective	 AUS.1994.33430	0:03:46.73	9	0:02:00.83	7		<b>0:05:47.56</b>	+0:00:09.47
8	37	<b>CAMOIN Francescu</b> Specialized Racing	 FRA.2001.23545	0:03:49.37	12	0:01:58.74	4		<b>0:05:48.11</b>	+0:00:10.02
9	13	<b>MAES Martin</b> Orbea FOX Enduro Team	 BEL.1997.21636	0:03:44.08	2	0:02:04.05	26		<b>0:05:48.13</b>	+0:00:10.04
10	36	<b>SECONDI Nathan</b> Fulgur Factory Team	 FRA.1999.22133	0:03:46.43	7	0:02:02.55	17		<b>0:05:48.98</b>	+0:00:10.89
11	11	<b>LUKASIK Slawomir</b> Canyon CLLTV Dainese	 POL.1993.24876	0:03:47.04	10	0:02:02.14	15		<b>0:05:49.18</b>	+0:00:11.09












## STAGE 1PRO RESULTS

Pos	Plate	Name Team	Nat EWS number	Sector 1	Pos	Sector 2	Pos	Penalties	Time	Gap
<b>MEN</b>										
12	49	<b>HILL Samuel</b> Nukeproof SRAM Factory Racing	 AUS.1985.21775	0:03:45.43	6	0:02:04.89	33		<b>0:05:50.32</b>	+0:00:12.23
13	10	<b>WALKER Matthew</b> Pivot Factory Racing	 NZL.1990.21846	0:03:50.42	15	0:02:01.48	10		<b>0:05:51.90</b>	+0:00:13.81
14	27	<b>MENZIES Jack</b> CAN.2001.22519	 CAN.2001.22519	0:03:50.55	16	0:02:01.56	11		<b>0:05:52.11</b>	+0:00:14.02
15	2	<b>RUDE JR Richard</b> Yeti / Fox Factory Team	 USA.1995.21739	0:03:51.10	17	0:02:01.29	9		<b>0:05:52.39</b>	+0:00:14.30
16	34	<b>PERSAK Vid</b> Orbea FOX Enduro Team	 SLO.1996.22810	0:03:52.10	19	0:02:00.89	8		<b>0:05:52.99</b>	+0:00:14.90
17	22	<b>VERNER Rhys</b> Forbidden Synthesis	 CAN.1997.22407	0:03:51.49	18	0:02:02.34	16		<b>0:05:53.83</b>	+0:00:15.74
18	6	<b>TORDO Dimitri</b> Canyon Collective	 FRA.1993.21764	0:03:49.52	13	0:02:04.77	31		<b>0:05:54.29</b>	+0:00:16.20
19	50	<b>MENJOU Irenee</b> Sunn French Connexion By Alpe D'Huez	 FRA.1995.22122	0:03:54.32	27	0:01:59.98	5		<b>0:05:54.30</b>	+0:00:16.21
20	8	<b>DAILLY Adrien</b> Lapierre Zipp Collective	 FRA.1996.21677	0:03:50.38	14	0:02:04.85	32		<b>0:05:55.23</b>	+0:00:17.14
21	61	<b>GALY Theo</b> Sunn French Connexion By Alpe D'Huez	 FRA.1990.21691	0:03:52.32	21	0:02:03.00	18		<b>0:05:55.32</b>	+0:00:17.23












## STAGE 1PRO RESULTS

Pos	Plate	Name Team	Nat EWS number	Sector 1	Pos	Sector 2	Pos	Penalties	Time	Gap
<b>MEN</b>										
22	65	<b>WATSON Corey</b> Nukeproof SRAM Factory Racing	 GBR.1999.35483	0:03:52.22	20	0:02:05.26	38		<b>0:05:57.48</b>	+0:00:19.39
23	30	<b>TEXTOR Christian</b> Team BULLS	 GER.1990.22845	0:03:53.50	22	0:02:04.25	27		<b>0:05:57.75</b>	+0:00:19.66
24	55	<b>STORR Alex</b> Forbidden Synthesis	 GBR.2001.31009	0:03:53.97	25	0:02:04.27	28		<b>0:05:58.24</b>	+0:00:20.15
25	86	<b>FRESQUET Axel</b> Tribe Pyrenees Gravity	 FRA.1998.23081	0:03:53.80	24	0:02:04.52	29		<b>0:05:58.32</b>	+0:00:20.23
26	53	<b>WALL Evan</b> Devinci Global Racing	 CAN.1999.23531	0:03:54.48	28	0:02:03.92	24		<b>0:05:58.40</b>	+0:00:20.31
27	15	<b>HEAP Elliott</b> Nukeproof SRAM Factory Racing	 GBR.1998.21783	0:03:55.70	31	0:02:03.08	20		<b>0:05:58.78</b>	+0:00:20.69
28	35	<b>KANGAS Oliwer</b>	 SWE.1992.33903	0:03:53.70	23	0:02:06.27	47		<b>0:05:59.97</b>	+0:00:21.88
29	26	<b>CALLAGHAN Gregory</b> Devinci Global Racing	 IRL.1991.21827	0:03:54.13	26	0:02:05.92	45		<b>0:06:00.05</b>	+0:00:21.96
30	73	<b>MACARTHUR Glenn</b>	 FRA.2000.22879	0:03:56.87	35	0:02:03.56	21		<b>0:06:00.43</b>	+0:00:22.34
31	32	<b>VEZINA Mckay</b> Giant Factory Off-Road	 CAN.1995.21632	0:03:59.39	47	0:02:01.66	14		<b>0:06:01.05</b>	+0:00:22.96
32	77	<b>BOTTERAM Tristan</b>	 NED.2000.53856	0:03:55.29	29	0:02:07.02	51		<b>0:06:02.31</b>	+0:00:24.22












## STAGE 1PRO RESULTS

Pos	Plate	Name Team	Nat EWS number	Sector 1	Pos	Sector 2	Pos	Penalties	Time	Gap
<b>MEN</b>										
33	146	<b>ROBERT Alexandre</b>	 FRA.2000.25798	0:03:56.07	32	0:02:06.55	49		<b>0:06:02.62</b>	+0:00:24.53
34	31	<b>STUTTARD Mathew</b> Polygon Factory Racing	 GBR.1993.21661	0:03:57.95	40	0:02:04.93	34		<b>0:06:02.88</b>	+0:00:24.79
35	60	<b>PETERSON Colton</b>	 USA.1999.30493	0:03:56.26	33	0:02:06.85	50		<b>0:06:03.11</b>	+0:00:25.02
36	90	<b>IENZER Emeric</b> Scott SR Suntour Enduro Team	 FRA.1999.31862	0:03:59.27	46	0:02:03.86	23		<b>0:06:03.13</b>	+0:00:25.04
37	28	<b>GRAHAM Innes</b>	 GBR.1996.35188	0:04:00.05	50	0:02:03.61	22		<b>0:06:03.66</b>	+0:00:25.57
38	67	<b>HARRIS Bradley</b> Theory Racing p/b ProBikeKit	 NZL.2001.27637	0:04:02.18	58	0:02:01.58	12		<b>0:06:03.76</b>	+0:00:25.67
39	84	<b>DRACH Torben</b> RAAW // Levelnine Gravity	 GER.1998.22419	0:04:00.32	51	0:02:03.96	25		<b>0:06:04.28</b>	+0:00:26.19
40	21	<b>MASTERS Edward</b> Pivot Factory Racing	 NZL.1989.22590	0:03:56.87	35	0:02:07.63	59		<b>0:06:04.50</b>	+0:00:26.41
41	19	<b>VENDEMMIA Mirco</b> Cannondale Enduro	 ITA.1998.21871	0:03:57.32	38	0:02:07.20	56		<b>0:06:04.52</b>	+0:00:26.43
42	89	<b>DE VOCHT Bart</b>	 BEL.1992.23075	0:03:56.64	34	0:02:08.36	66		<b>0:06:05.00</b>	+0:00:26.91
43	92	<b>JAMIESON Elliot</b> Norco Factory Team	 CAN.2001.22028	0:03:58.98	42	0:02:06.30	48		<b>0:06:05.28</b>	+0:00:27.19












## STAGE 1PRO RESULTS

Pos	Plate	Name Team	Nat EWS number	Sector 1	Pos	Sector 2	Pos	Penalties	Time	Gap
<b>MEN</b>										
44	76	<b>GRANT Kelan</b> Nukeproof SRAM Factory Racing	 IRL.1993.21773	0:03:55.60	30	0:02:10.01	74		<b>0:06:05.61</b>	+0:00:27.52
45	66	<b>SCOTT Mark</b> Santa Cruz X SRAM	 GBR.1993.21714	0:03:57.35	39	0:02:08.34	65		<b>0:06:05.69</b>	+0:00:27.60
46	80	<b>TORRALBA GARASA Juan Gabriel</b>	 ESP.1997.21633	0:03:59.04	43	0:02:07.06	52		<b>0:06:06.10</b>	+0:00:28.01
47	7	<b>JOHANSEN Zakarias</b> Ibis Enduro Team	 SWE.1992.21863	0:04:01.09	53	0:02:05.07	36		<b>0:06:06.16</b>	+0:00:28.07
48	96	<b>CROZ Romain</b>	 FRA.1996.37161	0:04:01.15	54	0:02:05.05	35		<b>0:06:06.20</b>	+0:00:28.11
49	110	<b>MILLE Thimote</b>	 FRA.2001.31623	0:04:00.91	52	0:02:05.42	41		<b>0:06:06.33</b>	+0:00:28.24
50	85	<b>BOX Archie</b>	 GBR.1998.23201	0:03:59.20	44	0:02:07.16	55		<b>0:06:06.36</b>	+0:00:28.27
51	120	<b>ISCLA GRANDVALLET Alex</b>	 AND.2000.52485	0:03:59.25	45	0:02:07.15	54		<b>0:06:06.40</b>	+0:00:28.31
52	64	<b>FRANCK Gilles</b>	 BEL.2000.22291	0:04:01.44	55	0:02:05.33	40		<b>0:06:06.77</b>	+0:00:28.68
53	58	<b>NESTOROFF Nikolas</b>	 USA.1999.36915	0:03:58.85	41	0:02:08.31	63		<b>0:06:07.16</b>	+0:00:29.07
54	24	<b>GAUVIN Remi</b> Rocky Mountain Race Face	 CAN.1992.21624	0:04:01.56	56	0:02:05.88	44		<b>0:06:07.44</b>	+0:00:29.35

## STAGE 1PRO RESULTS












Pos	Plate	Name Team	Nat EWS number	Sector 1	Pos	Sector 2	Pos	Penalties	Time	Gap
<b>MEN</b>										
55	131	<b>FINCHAM Sean</b>	 CAN.1998.54189	0:03:59.85	48	0:02:07.60	58		<b>0:06:07.45</b>	+0:00:29.36
56	144	<b>VEIGA AMADO Marco</b>	 ESP.1994.53756	0:03:57.07	37	0:02:11.84	84		<b>0:06:08.91</b>	+0:00:30.82
57	62	<b>CONNELL Joseph</b> Orange Factory Racing	 GBR.1994.21745	0:03:59.95	49	0:02:09.13	71		<b>0:06:09.08</b>	+0:00:30.99
58	81	<b>GAILLOT Baptiste</b>	 FRA.1991.21771	0:04:01.77	57	0:02:07.97	61		<b>0:06:09.74</b>	+0:00:31.65
59	99	<b>RENZ Daniel</b>	 GER.1996.26028	0:04:05.52	67	0:02:04.62	30		<b>0:06:10.14</b>	+0:00:32.05
60	79	<b>ESTAQUE Thomas</b>	 FRA.1996.52944	0:04:04.90	64	0:02:06.13	46		<b>0:06:11.03</b>	+0:00:32.94
61	63	<b>WARNET Manu</b>	 NED.2001.26267	0:04:05.63	68	0:02:05.62	42		<b>0:06:11.25</b>	+0:00:33.16
62	111	<b>CAMBOS Albin</b>	 FRA.1999.22849	0:04:04.95	65	0:02:07.10	53		<b>0:06:12.05</b>	+0:00:33.96
63	68	<b>LUTHI Patrick</b>	 SUI.1992.22607	0:04:07.29	74	0:02:05.11	37		<b>0:06:12.40</b>	+0:00:34.31
64	93	<b>HEBERT Ambroise</b>	 FRA.1993.21934	0:04:04.48	62	0:02:08.62	67		<b>0:06:13.10</b>	+0:00:35.01
65	109	<b>CIRIEGO Maxime</b>	 FRA.1997.34167	0:04:05.07	66	0:02:08.73	68		<b>0:06:13.80</b>	+0:00:35.71

## STAGE 1PRO RESULTS

Pos	Plate	Name Team	Nat EWS number	Sector 1	Pos	Sector 2	Pos	Penalties	Time	Gap
<b>MEN</b>										
66	83	<b>WOLFE Daniel</b> Polygon Factory Racing	 IRL.1988.22250	0:04:03.50	60	0:02:10.55	78		<b>0:06:14.05</b>	+0:00:35.96
67	38	<b>GARAY TAMAYO Iago</b> Santa Cruz X SRAM	 ESP.1991.21707	0:04:09.35	77	0:02:05.26	38		<b>0:06:14.61</b>	+0:00:36.52
68	57	<b>BLAHA Vojtech</b>	 CZE.1999.22684	0:04:06.82	73	0:02:08.84	69		<b>0:06:15.66</b>	+0:00:37.57
69	112	<b>CASADEI Nicola</b>	 ITA.1989.21878	0:04:06.68	72	0:02:09.46	72		<b>0:06:16.14</b>	+0:00:38.05
70	114	<b>WALLNER Niklas</b> Ibis Enduro Team	 SWE.1990.32704	0:04:03.27	59	0:02:13.28	96		<b>0:06:16.55</b>	+0:00:38.46
71	94	<b>MCCUTCHEON Trevor</b>	 USA.1999.31137	0:04:03.95	61	0:02:12.66	88		<b>0:06:16.61</b>	+0:00:38.52
72	113	<b>VON HEYDEN LANGELAAN Carlos</b>	 ESP.1998.32853	0:04:06.08	70	0:02:12.46	87		<b>0:06:18.54</b>	+0:00:40.45
73	102	<b>HURLEY Joshua</b>	 GBR.1995.27543	0:04:08.27	76	0:02:10.41	75		<b>0:06:18.68</b>	+0:00:40.59
74	87	<b>WILSON Thomas</b> Orange Factory Racing	 GBR.2000.22553	0:04:10.27	80	0:02:09.05	70		<b>0:06:19.32</b>	+0:00:41.23
75	121	<b>SNOW Harry</b>	 GBR.1993.38162	0:04:04.55	63	0:02:15.35	105		<b>0:06:19.90</b>	+0:00:41.81
76	108	<b>HUTCHENS Chris</b>	 GBR.1989.22999	0:04:07.38	75	0:02:13.01	92		<b>0:06:20.39</b>	+0:00:42.30














## STAGE 1PRO RESULTS












Pos	Plate	Name Team	Nat EWS number	Sector 1	Pos	Sector 2	Pos	Penalties	Time	Gap
<b>MEN</b>										
77	74	<b>EBDON Jake</b>	 GBR.2001.32703	0:04:11.38	82	0:02:10.80	79		<b>0:06:22.18</b>	+0:00:44.09
78	23	<b>LUCAS Cole</b> Ibis Enduro Team	 NZL.1998.23013	0:04:14.70	91	0:02:07.88	60		<b>0:06:22.58</b>	+0:00:44.49
79	88	<b>TOOKE Jacob</b>	 CAN.1999.22078	0:04:09.73	78	0:02:12.92	90		<b>0:06:22.65</b>	+0:00:44.56
80	98	<b>OMDAL Oskar</b>	 NOR.2000.32277	0:04:09.97	79	0:02:13.18	93		<b>0:06:23.15</b>	+0:00:45.06
81	148	<b>REAL Pierre</b>	 FRA.1998.22500	0:04:06.22	71	0:02:17.76	112		<b>0:06:23.98</b>	+0:00:45.89
82	130	<b>WILLNER Nick</b>	 GER.1999.22551	0:04:12.78	85	0:02:11.92	85		<b>0:06:24.70</b>	+0:00:46.61
83	128	<b>ENNIS Ross</b>	 IRL.2001.25954	0:04:10.93	81	0:02:14.20	99		<b>0:06:25.13</b>	+0:00:47.04
84	138	<b>DOLGOS Robin</b>	 FRA.1999.23576	0:04:13.50	87	0:02:11.75	83		<b>0:06:25.25</b>	+0:00:47.16
85	101	<b>LARSSON Adam</b>	 SWE.2000.30837	0:04:14.97	93	0:02:10.41	75		<b>0:06:25.38</b>	+0:00:47.29
86	134	<b>RANGER Lewis</b>	 GBR.1999.38588	0:04:05.83	69	0:02:19.63	115		<b>0:06:25.46</b>	+0:00:47.37
87	51	<b>BOOKER Daniel</b> Nukeyproof SRAM Factory Racing	 AUS.1997.25378	0:04:13.42	86	0:02:12.81	89		<b>0:06:26.23</b>	+0:00:48.14














## STAGE 1PRO RESULTS

Pos	Plate	Name Team	Nat EWS number	Sector 1	Pos	Sector 2	Pos	Penalties	Time	Gap
<b>MEN</b>										
88	97	<b>JENSEN Henrik</b>	 GBR.1998.25933	0:04:12.25	83	0:02:14.55	101		<b>0:06:26.80</b>	+0:00:48.71
89	124	<b>PERISSE Elouan</b> Hotlines Nukeproof Racing	 FRA.2001.34083	0:04:17.12	100	0:02:09.91	73		<b>0:06:27.03</b>	+0:00:48.94
90	135	<b>DEMUYLLER Jonas</b>	 BEL.1997.25196	0:04:14.39	90	0:02:13.18	93		<b>0:06:27.57</b>	+0:00:49.48
91	136	<b>ARNAUD Quentin</b>	 FRA.1994.22628	0:04:13.65	88	0:02:14.50	100		<b>0:06:28.15</b>	+0:00:50.06
92	140	<b>ANDERSEN Mads Bo</b>	 DEN.1996.34154	0:04:13.65	88	0:02:15.17	103		<b>0:06:28.82</b>	+0:00:50.73
93	133	<b>CHAUVET Cesar</b>	 FRA.1995.34851	0:04:15.53	96	0:02:13.65	97		<b>0:06:29.18</b>	+0:00:51.09
94	118	<b>MARI MARI Mariano</b>	 ESP.1997.22453	0:04:18.39	104	0:02:11.61	82		<b>0:06:30.00</b>	+0:00:51.91
95	137	<b>COSTA GRAELL Pau</b>	 ESP.2001.25006	0:04:17.27	101	0:02:13.23	95		<b>0:06:30.50</b>	+0:00:52.41
96	59	<b>BLAIR Lachlan</b> Orange Factory Racing	 GBR.1995.21426	0:04:23.35	110	0:02:08.31	63		<b>0:06:31.66</b>	+0:00:53.57
97	162	<b>SACCON Matteo</b> Abetone FullOut Gravity	 ITA.2000.21866	0:04:16.25	98	0:02:15.69	107		<b>0:06:31.94</b>	+0:00:53.85
98	132	<b>BISSON Zian</b>	 FRA.2000.26059	0:04:21.60	108	0:02:10.42	77		<b>0:06:32.02</b>	+0:00:53.93








## STAGE 1PRO RESULTS

Pos	Plate	Name Team	Nat EWS number	Sector 1	Pos	Sector 2	Pos	Penalties	Time	Gap
<b>MEN</b>										
99	127	<b>DIEU Antonio</b>	 FRA.1989.26701	0:04:15.13	94	0:02:17.14	110		<b>0:06:32.27</b>	+0:00:54.18
100	152	<b>RODRIGUES DOS SANTOS Anaue</b>	 POR.1994.40310	0:04:20.32	106	0:02:12.98	91		<b>0:06:33.30</b>	+0:00:55.21
101	106	<b>MAGGS David</b>	 AUS.1996.23408	0:04:15.77	97	0:02:17.77	113		<b>0:06:33.54</b>	+0:00:55.45
102	159	<b>GERMAN Thomas</b>	 FRA.1995.22049	0:04:17.83	103	0:02:16.85	108		<b>0:06:34.68</b>	+0:00:56.59
103	100	<b>BERNET Jonas</b>	 SUI.1994.33390	0:04:21.10	107	0:02:13.81	98		<b>0:06:34.91</b>	+0:00:56.82
104	122	<b>LAMBERT Pierre</b> Hotlines Nukeproof Racing	 FRA.1999.36939	0:04:27.75	116	0:02:08.25	62		<b>0:06:36.00</b>	+0:00:57.91
105	160	<b>COURMES Tristan</b>	 FRA.1989.33929	0:04:18.53	105	0:02:17.71	111		<b>0:06:36.24</b>	+0:00:58.15
106	70	<b>PFEIL Max</b>	 GER.1998.27442	0:04:25.85	113	0:02:10.97	81		<b>0:06:36.82</b>	+0:00:58.73
107	149	<b>CASAL VALLS Guillem</b>	 AND.1995.22127	0:04:17.35	102	0:02:20.30	118		<b>0:06:37.65</b>	+0:00:59.56
108	54	<b>KRASNY Carter</b>	 CAN.1999.22027	0:04:12.62	84	0:02:25.20	122		<b>0:06:37.82</b>	+0:00:59.73
109	161	<b>MANDIN Oscar</b> Rossignol Factory Team	 FRA.1997.53639	0:04:16.56	99	0:02:21.82	121		<b>0:06:38.38</b>	+0:01:00.29





## STAGE 1PRO RESULTS

Pos	Plate	Name Team	Nat EWS number	Sector 1	Pos	Sector 2	Pos	Penalties	Time	Gap
<b>MEN</b>										
110	150	<b>BAUSCHERT Alan</b>	 FRA.1999.26464	0:04:24.63	111	0:02:14.82	102		<b>0:06:39.45</b>	+0:01:01.36
111	145	<b>ORIOLE Stephan</b>	 FRA.1988.38650	0:04:21.65	109	0:02:17.85	114		<b>0:06:39.50</b>	+0:01:01.41
112	105	<b>HAMMOND Chubbie</b>	 GBR.1996.37418	0:04:26.48	114	0:02:15.20	104		<b>0:06:41.68</b>	+0:01:03.59
113	4	<b>MIQUEL Kevin</b> Specialized Racing	 FRA.1991.21704	0:04:31.63	117	0:02:10.89	80		<b>0:06:42.52</b>	+0:01:04.43
114	56	<b>BURNS CONTRERAS Pedro</b> Trek Factory Racing	 CHI.1997.21729	0:04:38.36	120	0:02:07.38	57		<b>0:06:45.74</b>	+0:01:07.65
115	154	<b>WIDEN Johan</b>	 SWE.1994.39149	0:04:15.49	95	0:02:30.84	125		<b>0:06:46.33</b>	+0:01:08.24
116	52	<b>STONE Brady</b> Polygon Factory Racing	 NZL.2000.23119	0:04:40.82	122	0:02:05.78	43		<b>0:06:46.60</b>	+0:01:08.51
117	115	<b>LOEFFLER Christian</b>	 GER.1993.23169	0:04:25.28	112	0:02:21.72	120		<b>0:06:47.00</b>	+0:01:08.91
118	117	<b>BARICH Leopold</b> RDN Racing	 GER.1998.22342	0:04:27.33	115	0:02:20.07	116		<b>0:06:47.40</b>	+0:01:09.31
119	155	<b>BARTON Oliver</b>	 GBR.1990.33513	0:04:32.80	118	0:02:20.25	117		<b>0:06:53.05</b>	+0:01:14.96
120	153	<b>LUNA SANCHEZ Jose Luis</b> Fulgur Factory Team	 ESP.2001.54404	0:04:38.13	119	0:02:26.65	123		<b>0:07:04.78</b>	+0:01:26.69












## STAGE 1PRO RESULTS

Pos	Plate	Name Team	Nat EWS number	Sector 1	Pos	Sector 2	Pos	Penalties	Time	Gap
<b>MEN</b>										
121	129	<b>WAGHORN Dylan</b>	 NZL.1996.38314	0:04:50.30	123	0:02:16.85	108		<b>0:07:07.15</b>	+0:01:29.06
122	82	<b>JANSER Robin</b> Swiss Enduro Team by Giant	 SUI.2000.25837	0:04:55.67	125	0:02:11.94	86		<b>0:07:07.61</b>	+0:01:29.52
123	142	<b>LAGASSEY Justin</b>	 USA.1991.22065	0:04:39.22	121	0:02:30.42	124		<b>0:07:09.64</b>	+0:01:31.55
124	147	<b>GONDOUIN Antoine</b>	 FRA.1997.27800	0:04:54.10	124	0:02:15.63	106		<b>0:07:09.73</b>	+0:01:31.64
125	157	<b>PUISSANT Enzo</b>	 FRA.2001.39132	0:04:14.75	92	0:03:55.13	127		<b>0:08:09.88</b>	+0:02:31.79
126	103	<b>MCBAIN Calum</b>	 GBR.1998.33913	0:06:05.00	126	0:02:50.70	126		<b>0:08:55.70</b>	+0:03:17.61
127	95	<b>SEDLAK Max</b>	 USA.2000.22259	0:11:32.18	127	0:02:21.27	119		<b>0:13:53.45</b>	+0:08:15.36












### MEN | Master 35+

1	288	<b>AUSTERMUHLE Ian</b>	 GBR.1980.21590	<u>0:04:08.35</u>	1	0:02:12.63	2		<b>0:06:20.98</b>	
2	264	<b>GONZALEZ FONTAN Mauro</b>	 ESP.1987.22118	0:04:12.79	3	<u>0:02:11.70</u>	1		<b>0:06:24.49</b>	+0:00:03.51
3	289	<b>AMOUR Karim</b> BH Enduro Racing Team	 FRA.1975.21696	0:04:12.37	2	0:02:18.07	6		<b>0:06:30.44</b>	+0:00:09.46
4	287	<b>WEIDEMANN Mads</b>	 DEN.1982.33629	0:04:21.25	5	0:02:16.25	3		<b>0:06:37.50</b>	+0:00:16.52












## STAGE 1PRO RESULTS

Pos	Plate	Name Team	Nat EWS number	Sector 1	Pos	Sector 2	Pos	Penalties	Time	Gap
<b>MEN   Master 35+</b>										
5	276	FARRER Dan	 GBR.1982.25481	0:04:13.31	4	0:02:25.45	14		<b>0:06:38.76</b>	+0:00:17.78
6	277	SAINT AUBIN Christophe	 FRA.1986.35590	0:04:23.00	6	0:02:18.06	5		<b>0:06:41.06</b>	+0:00:20.08
7	267	BOULLIER Germain	 FRA.1985.21510	0:04:24.58	9	0:02:20.08	7		<b>0:06:44.66</b>	+0:00:23.68
8	285	BERNARD Guillaume	 FRA.1983.22861	0:04:29.17	12	0:02:17.45	4		<b>0:06:46.62</b>	+0:00:25.64
9	286	CARREZ Cedric Lapierre Zipp Collective	 FRA.1978.23588	0:04:26.76	11	0:02:20.25	8		<b>0:06:47.01</b>	+0:00:26.03
10	283	EDGWORTH Scott	 GBR.1980.52475	0:04:23.00	6	0:02:24.97	13		<b>0:06:47.97</b>	+0:00:26.99
11	281	CALVEZ Mathieu Hotlines Nukeproof Racing	 FRA.1986.22152	0:04:31.90	14	0:02:23.45	11		<b>0:06:55.35</b>	+0:00:34.37
12	275	TEXIER Benoit	 FRA.1983.39314	0:04:32.65	15	0:02:22.90	10		<b>0:06:55.55</b>	+0:00:34.57
13	279	SCOTT Darren	 GBR.1971.22334	0:04:25.47	10	0:02:30.53	18		<b>0:06:56.00</b>	+0:00:35.02
14	263	ESNAOLA GOROSTIDI Juan Jose	 ESP.1982.22147	0:04:24.03	8	0:02:33.42	22		<b>0:06:57.45</b>	+0:00:36.47
15	270	BISHOP Daniel	 GBR.1970.22823	0:04:34.86	17	0:02:24.49	12		<b>0:06:59.35</b>	+0:00:38.37

## STAGE 1PRO RESULTS












Pos	Plate	Name Team	Nat EWS number	Sector 1	Pos	Sector 2	Pos	Penalties	Time	Gap
<b>MEN   Master 35+</b>										
16	262	PAYAS PONS Marti	 AND.1980.51101	0:04:31.15	13	0:02:30.56	19		<b>0:07:01.71</b>	+0:00:40.73
17	266	GASPARD Gregory	 FRA.1982.35762	0:04:33.43	16	0:02:29.00	16		<b>0:07:02.43</b>	+0:00:41.45
18	282	LOCHHEAD Andrew	 GBR.1984.25456	0:04:44.74	18	0:02:22.49	9		<b>0:07:07.23</b>	+0:00:46.25
19	274	EICHINGER Christoph	 GER.1980.39926	0:04:44.82	19	0:02:31.55	20		<b>0:07:16.37</b>	+0:00:55.39
20	280	RAMADE Nicolas	 FRA.1986.36092	0:04:56.67	22	0:02:26.31	15		<b>0:07:22.98</b>	+0:01:02.00
21	268	SADLER Andy	 GBR.1972.21595	0:04:48.90	20	0:02:35.86	23		<b>0:07:24.76</b>	+0:01:03.78
22	273	WARD Joe	 IRL.1971.22541	0:04:53.20	21	0:02:33.06	21		<b>0:07:26.26</b>	+0:01:05.28
23	271	SASAKI Hiroshi	 JPN.1979.30239	0:04:59.48	23	0:02:29.14	17		<b>0:07:28.62</b>	+0:01:07.64
24	261	PONS CANO Santiago	 MEX.1978.40293	0:05:48.88	24	0:02:56.78	24		<b>0:08:45.66</b>	+0:02:24.68
<b>MEN   Under 21</b>										
1	254	BERTINI Lisandru Lapierre Zipp Collective	 FRA.2004.36198	<u>0:03:54.43</u>	1	0:02:03.34	3		<b>0:05:57.77</b>	
2	257	PIERCY Jack Commencal Les Orres Team	 GBR.2004.36927	0:03:58.20	5	<u>0:02:02.91</u>	1		<b>0:06:01.11</b>	+0:00:03.34

## STAGE 1PRO RESULTS












Pos	Plate	Name Team	Nat EWS number	Sector 1	Pos	Sector 2	Pos	Penalties	Time	Gap
<b>MEN   Under 21</b>										
3	250	<b>ICARDO Alexis</b> Canyon CLLTV Dainese	 FRA.2003.31902	0:04:00.00	8	0:02:03.28	2		<b>0:06:03.28</b>	+0:00:05.51
4	233	<b>HOGLUND Andreas</b>	 SWE.2002.36347	0:03:54.45	2	0:02:09.90	21		<b>0:06:04.35</b>	+0:00:06.58
5	224	<b>PLEINDOUX Simeon</b> Hotlines Nukeproof Racing	 FRA.2003.34644	0:03:56.32	4	0:02:08.68	14		<b>0:06:05.00</b>	+0:00:07.23
6	252	<b>KAUX Marin</b> Tribe Pyrenees Gravity	 FRA.2002.30383	0:04:00.02	9	0:02:05.34	4		<b>0:06:05.36</b>	+0:00:07.59
7	244	<b>LESQUIR Tom</b> Hotlines Nukeproof Racing	 FRA.2003.36215	0:03:55.85	3	0:02:09.66	18		<b>0:06:05.51</b>	+0:00:07.74
8	241	<b>PIVNICKA Jakub</b>	 CZE.2005.38692	0:03:59.51	6	0:02:10.19	23		<b>0:06:09.70</b>	+0:00:11.93
9	256	<b>SCHEELE William</b>	 NOR.2003.33415	0:04:00.70	10	0:02:09.66	18		<b>0:06:10.36</b>	+0:00:12.59
10	228	<b>JOLY Enzo</b>	 FRA.2005.39338	0:04:00.87	11	0:02:09.73	20		<b>0:06:10.60</b>	+0:00:12.83
11	260	<b>SHERLOCK Seth</b>	 CAN.2002.40432	0:04:03.53	13	0:02:07.18	9		<b>0:06:10.71</b>	+0:00:12.94
12	239	<b>CHAPIN Aiden</b>	 USA.2002.25700	0:04:05.97	15	0:02:05.59	5		<b>0:06:11.56</b>	+0:00:13.79
13	259	<b>HANCOCK Emmett</b>	 CAN.2002.37051	0:04:05.62	14	0:02:06.16	6		<b>0:06:11.78</b>	+0:00:14.01














## STAGE 1PRO RESULTS

Pos	Plate	Name Team	Nat EWS number	Sector 1	Pos	Sector 2	Pos	Penalties	Time	Gap
<b>MEN   Under 21</b>										
14	258	GILCHRIST Ryan	 AUS.2002.36859	0:04:06.80	18	0:02:07.15	8		<b>0:06:13.95</b>	+0:00:16.18
15	246	ARNAUD Nans	 FRA.2004.35462	0:04:02.93	12	0:02:11.23	25		<b>0:06:14.16</b>	+0:00:16.39
16	211	MARSOT Antonin	 FRA.2005.50795	0:04:06.83	19	0:02:08.83	16		<b>0:06:15.66</b>	+0:00:17.89
17	209	PLATT Dom	 GBR.2005.37944	0:04:06.45	16	0:02:10.03	22		<b>0:06:16.48</b>	+0:00:18.71
18	225	BACHELET Baptiste	 FRA.2004.36979	0:03:59.57	7	0:02:16.99	40		<b>0:06:16.56</b>	+0:00:18.79
18	251	RODGERS Lief	 CAN.2003.26651	0:04:08.48	22	0:02:08.08	12		<b>0:06:16.56</b>	+0:00:18.79
20	247	RYYNANEN Tarmo	 FIN.2002.31950	0:04:10.53	27	0:02:06.97	7		<b>0:06:17.50</b>	+0:00:19.73
21	240	SNOW Jakob	 USA.2003.24674	0:04:10.30	25	0:02:08.43	13		<b>0:06:18.73</b>	+0:00:20.96
22	208	JOLY Emilien	 FRA.2005.39337	0:04:06.96	20	0:02:11.85	28		<b>0:06:18.81</b>	+0:00:21.04
23	197	SALAUN Alexis	 FRA.2003.37431	0:04:10.38	26	0:02:08.79	15		<b>0:06:19.17</b>	+0:00:21.40
24	238	SMRDEL Miha	 SLO.2004.38908	0:04:06.64	17	0:02:12.66	31		<b>0:06:19.30</b>	+0:00:21.53











## STAGE 1PRO RESULTS

Pos	Plate	Name Team	Nat EWS number	Sector 1	Pos	Sector 2	Pos	Penalties	Time	Gap
<b>MEN   Under 21</b>										
25	227	<b>CUELLAR ALONSO Adrian</b>	 ESP.2003.52648	0:04:11.15	28	0:02:08.95	17		<b>0:06:20.10</b>	+0:00:22.33
26	202	<b>TENET BERRAT Marius</b>	 FRA.2005.52715	0:04:07.54	21	0:02:13.43	33		<b>0:06:20.97</b>	+0:00:23.20
27	248	<b>KELLER Jake</b>	 USA.2002.31400	0:04:14.25	38	0:02:07.68	11		<b>0:06:21.93</b>	+0:00:24.16
28	237	<b>HEINE Geraud</b>	 BEL.2004.25833	0:04:12.77	31	0:02:11.25	26		<b>0:06:24.02</b>	+0:00:26.25
29	253	<b>FAIRBROTHER Matthew</b>	 NZL.2004.35439	0:04:11.35	29	0:02:13.29	32		<b>0:06:24.64</b>	+0:00:26.87
30	222	<b>CONROY Brendan</b>	 IRL.2004.39139	0:04:12.95	34	0:02:12.57	30		<b>0:06:25.52</b>	+0:00:27.75
31	223	<b>AUROUX Jules</b>	 FRA.2005.53398	0:04:09.73	24	0:02:16.16	36		<b>0:06:25.89</b>	+0:00:28.12
32	210	<b>CREASE Henry</b>	 GBR.2003.36925	0:04:13.34	36	0:02:13.54	34		<b>0:06:26.88</b>	+0:00:29.11
33	242	<b>FISHER JT</b>	 USA.2004.38262	0:04:15.15	39	0:02:11.75	27		<b>0:06:26.90</b>	+0:00:29.13
34	235	<b>ESCHLER Lasse</b>	 GER.2005.37539	0:04:16.60	42	0:02:10.92	24		<b>0:06:27.52</b>	+0:00:29.75
35	198	<b>ROUKENS Alexis</b>	 BEL.2002.36129	0:04:12.78	32	0:02:16.72	38		<b>0:06:29.50</b>	+0:00:31.73












## STAGE 1PRO RESULTS

Pos	Plate	Name Team	Nat EWS number	Sector 1	Pos	Sector 2	Pos	Penalties	Time	Gap
<b>MEN   Under 21</b>										
36	219	HARROP Zack	 GBR.2003.30354	0:04:12.44	30	0:02:17.37	41		<b>0:06:29.81</b>	+0:00:32.04
37	215	KYME Gus	 AUS.2004.37152	0:04:15.50	41	0:02:16.78	39		<b>0:06:32.28</b>	+0:00:34.51
38	255	HELLY Johnathan	 CAN.2003.27147	0:04:25.04	48	0:02:07.25	10		<b>0:06:32.29</b>	+0:00:34.52
39	236	RANDELL Jayden	 GBR.2003.27895	0:04:13.30	35	0:02:19.16	45		<b>0:06:32.46</b>	+0:00:34.69
40	229	BROWN Lewis	 GBR.2002.37821	0:04:15.33	40	0:02:20.39	49		<b>0:06:35.72</b>	+0:00:37.95
41	207	FERNANDEZ PEREZ David	 ESP.2002.39256	0:04:18.35	44	0:02:19.52	46		<b>0:06:37.87</b>	+0:00:40.10
42	203	VLASKOVAC Ben	 GER.2003.35875	0:04:19.77	45	0:02:18.53	44		<b>0:06:38.30</b>	+0:00:40.53
43	232	VERNHET Axel	 FRA.2002.34183	0:04:12.89	33	0:02:26.50	53		<b>0:06:39.39</b>	+0:00:41.62
44	226	CLEMENT Liam	 GBR.2004.37661	0:04:13.53	37	0:02:26.00	52		<b>0:06:39.53</b>	+0:00:41.76
45	220	FORBES Lachie	 AUS.2003.36655	0:04:27.22	50	0:02:12.38	29		<b>0:06:39.60</b>	+0:00:41.83
46	200	STEPHENSON Henry	 GBR.2005.36564	0:04:24.17	47	0:02:18.24	43		<b>0:06:42.41</b>	+0:00:44.64












## STAGE 1PRO RESULTS

Pos	Plate	Name Team	Nat EWS number	Sector 1	Pos	Sector 2	Pos	Penalties	Time	Gap
<b>MEN   Under 21</b>										
47	205	JONSON Noa	 SWE.2003.37674	0:04:30.05	54	0:02:14.75	35		<b>0:06:44.80</b>	+0:00:47.03
48	214	GANTNER Mathis	 SUI.2003.40468	0:04:28.85	53	0:02:16.25	37		<b>0:06:45.10</b>	+0:00:47.33
49	231	WHITE Ronan	 GBR.2002.36972	0:04:25.30	49	0:02:20.10	48		<b>0:06:45.40</b>	+0:00:47.63
50	234	HUTMAN Omer	 ISR.2004.40015	0:04:17.34	43	0:02:29.43	54		<b>0:06:46.77</b>	+0:00:49.00
51	221	WICKLUND Jackson	 USA.2005.39414	0:04:28.60	52	0:02:19.94	47		<b>0:06:48.54</b>	+0:00:50.77
52	230	CREWTHER Matt	 GBR.2002.31956	0:04:09.09	23	0:02:41.85	55		<b>0:06:50.94</b>	+0:00:53.17
53	218	CORRAL GALLARDO Benjamin	 CHI.2003.33574	0:04:33.47	55	0:02:17.76	42		<b>0:06:51.23</b>	+0:00:53.46
54	213	DEMARTEAU Colin	 BEL.2003.33889	0:04:27.98	51	0:02:24.56	50		<b>0:06:52.54</b>	+0:00:54.77
55	201	LOUREIRO GIRALDEZ Manuel	 ESP.2003.39261	0:04:35.08	56	0:02:24.93	51		<b>0:07:00.01</b>	+0:01:02.24
56	217	BUENGEN Lars Henrik Swiss Enduro Team by Giant	 SUI.2005.27225	0:04:23.89	46	0:03:03.68	56		<b>0:07:27.57</b>	+0:01:29.80












## STAGE 1PRO RESULTS

Pos	Plate	Name Team	Nat EWS number	Sector 1	Pos	Sector 2	Pos	Penalties	Time	Gap
<b>WOMEN</b>										
1	2	<b>CHARRE Morgane</b> Pivot Factory Racing	 FRA.1990.21958	<u>0:04:16.01</u>	1	0:02:18.27	2		<b>0:06:34.28</b>	
2	3	<b>COURDURIER Isabeau</b> Lapierre Zipp Collective	 FRA.1994.21731	0:04:22.65	3	<u>0:02:17.56</u>	1		<b>0:06:40.21</b>	+0:00:05.93
3	5	<b>KOREM Noga</b> GT Factory Racing	 ISR.1991.21660	0:04:22.56	2	0:02:23.30	9		<b>0:06:45.86</b>	+0:00:11.58
4	1	<b>PUGIN Melanie</b> BH Enduro Racing Team	 FRA.1990.21693	0:04:25.13	4	0:02:21.12	5		<b>0:06:46.25</b>	+0:00:11.97
5	4	<b>HARDEN Harriet</b> Trek Factory Racing	 GBR.2001.22819	0:04:26.42	5	0:02:20.65	4		<b>0:06:47.07</b>	+0:00:12.79
6	42	<b>COOK Becky</b>	 GBR.1986.21664	0:04:28.85	6	0:02:22.57	7		<b>0:06:51.42</b>	+0:00:17.14
7	164	<b>STONE Jessica</b>	 GBR.1990.32154	0:04:29.77	7	0:02:25.16	12		<b>0:06:54.93</b>	+0:00:20.65
8	46	<b>JONNIER Morgane</b> Rossignol Factory Team	 FRA.1990.22559	0:04:35.68	10	0:02:21.48	6		<b>0:06:57.16</b>	+0:00:22.88
9	44	<b>PRUDKOVA Barbora</b>	 CZE.1996.38768	0:04:39.50	14	0:02:19.55	3		<b>0:06:59.05</b>	+0:00:24.77
10	10	<b>RICHTER Raphaela</b> Ibis Enduro Team	 GER.1997.25746	0:04:35.75	11	0:02:24.25	11		<b>0:07:00.00</b>	+0:00:25.72
11	39	<b>LANTHIER NADEAU Andreane</b> Rocky Mountain Race Face	 CAN.1993.21609	0:04:37.15	13	0:02:22.89	8		<b>0:07:00.04</b>	+0:00:25.76

## STAGE 1PRO RESULTS











Pos	Plate	Name Team	Nat EWS number	Sector 1	Pos	Sector 2	Pos	Penalties	Time	Gap
<b>WOMEN</b>										
12	43	<b>ESPINEIRA HERREROS Florenzia</b> Orbea FOX Enduro Team	 CHI.1992.22941	0:04:36.85	12	0:02:24.10	10		<b>0:07:00.95</b>	+0:00:26.67
13	41	<b>SCARSI Gloria</b> Canyon CLLTV Dainese	 ITA.2000.36425	0:04:35.18	9	0:02:26.35	13		<b>0:07:01.53</b>	+0:00:27.25
14	40	<b>MORRISON Rae</b> Liv Racing	 NZL.1989.21630	0:04:41.17	16	0:02:27.97	14		<b>0:07:09.14</b>	+0:00:34.86
15	165	<b>HENDERSON Polly</b>	 GBR.2001.22368	0:04:40.53	15	0:02:31.82	18		<b>0:07:12.35</b>	+0:00:38.07
16	169	<b>JOLIDON Sidonie</b>	 SUI.1987.31073	0:04:33.14	8	0:02:39.56	23		<b>0:07:12.70</b>	+0:00:38.42
17	179	<b>VAN KAMPEN Ysaline</b>	 SUI.1998.33222	0:04:44.42	17	0:02:32.54	19		<b>0:07:16.96</b>	+0:00:42.68
18	45	<b>DUVERT Julie</b> Theory Racing p/b ProBikeKit	 FRA.1996.21719	0:04:51.40	20	0:02:30.97	17		<b>0:07:22.37</b>	+0:00:48.09
19	173	<b>SUCH Morgane</b>	 FRA.1994.27486	0:04:48.52	18	0:02:38.29	22		<b>0:07:26.81</b>	+0:00:52.53
20	171	<b>YUSTO SANCHEZ Sara</b>	 ESP.2000.39157	0:04:55.25	21	0:02:36.15	20		<b>0:07:31.40</b>	+0:00:57.12
21	182	<b>CUTHBERT Zoe</b>	 AUS.2001.38369	0:05:03.71	24	0:02:30.54	16		<b>0:07:34.25</b>	+0:00:59.97
22	166	<b>ELLECOSTA Nadine</b> Abetone FullOut Gravity	 ITA.1999.25437	0:04:57.12	22	0:02:42.61	26		<b>0:07:39.73</b>	+0:01:05.45

## STAGE 1PRO RESULTS


Pos	Plate	Name Team	Nat EWS number	Sector 1	Pos	Sector 2	Pos	Penalties	Time	Gap
<b>WOMEN</b>										
23	168	MURDOCK Porsha	 USA.1991.22373	0:05:10.50	27	0:02:29.47	15		<b>0:07:39.97</b>	+0:01:05.69
24	172	MASIP IBANEZ Ares	 ESP.1995.36074	0:05:00.12	23	0:02:44.00	27		<b>0:07:44.12</b>	+0:01:09.84
25	163	TAYLOR Chloe	 GBR.1998.23462	0:05:11.03	28	0:02:36.82	21		<b>0:07:47.85</b>	+0:01:13.57
26	174	MAUNSELL Leah	 IRL.1999.22382	0:05:09.45	26	0:02:39.92	24		<b>0:07:49.37</b>	+0:01:15.09
27	178	DILLON Sian	 GBR.1994.35457	0:05:07.13	25	0:02:44.31	28		<b>0:07:51.44</b>	+0:01:17.16
28	170	JOHNSEN Jonna	 DEN.1992.27207	0:05:29.78	30	0:02:41.31	25		<b>0:08:11.09</b>	+0:01:36.81
29	7	BARAONA Rebecca Yeti / Fox Factory Team	 GBR.1993.21715	0:05:24.80	29	0:02:54.41	29		<b>0:08:19.21</b>	+0:01:44.93
30	175	RUTZ Lea Salome	 SUI.1995.33389	0:05:43.05	32	0:03:01.38	30		<b>0:08:44.43</b>	+0:02:10.15
31	176	RING Filipa	 SWE.1990.39267	0:05:36.48	31	0:03:25.64	31		<b>0:09:02.12</b>	+0:02:27.84
32	180	PRIETO Naroa	 ESP.1999.38475	0:06:39.12	33	0:04:28.68	32		<b>0:11:07.80</b>	+0:04:33.52
33	184	SMITH Ellie	 AUS.2000.27032	0:04:49.88	19	0:11:51.91	33		<b>0:16:41.79</b>	+0:10:07.51



## STAGE 1PRO RESULTS

Pos	Plate	Name Team	Nat EWS number	Sector 1	Pos	Sector 2	Pos	Penalties	Time	Gap
<b>WOMEN   Master 35+</b>										
1	187	<b>NESTLEROVA Fejola</b> Stepanka	 CZE.1985.21761	0:05:04.57	1	0:02:35.74	1		0:07:40.31	
2	185	<b>NEWELL Melissa</b>	 NZL.1979.21458	0:05:14.79	2	0:02:39.93	2		0:07:54.72	+0:00:14.41
3	186	<b>THOMSEN Sandra Bohn</b>	 DEN.1983.33584	0:05:19.23	3	0:02:53.17	3		0:08:12.40	+0:00:32.09
<b>WOMEN   Under 21</b>										
1	195	<b>LAN Emmy</b> Norco Factory Team	 CAN.2004.33463	0:04:29.70	1	0:02:30.83	2		0:07:00.53	
2	196	<b>RIVA Sophie</b>	 ITA.2003.33949	0:04:47.48	3	0:02:30.33	1		0:07:17.81	+0:00:17.28
3	190	<b>CARRICK-ANDERSON Emily</b>	 GBR.2005.38081	0:04:44.29	2	0:02:46.41	7		0:07:30.70	+0:00:30.17
4	194	<b>BOUCHER Lily</b>	 CAN.2004.40222	0:05:02.99	5	0:02:36.31	4		0:07:39.30	+0:00:38.77
5	191	<b>PLANQUART Lily</b>	 FRA.2004.39618	0:05:07.77	6	0:02:34.33	3		0:07:42.10	+0:00:41.57
6	192	<b>WEBER Helen</b> RAAW // Levelnine Gravity	 GER.2002.36775	0:04:56.32	4	0:02:46.31	6		0:07:42.63	+0:00:42.10
7	193	<b>HENRY Justine</b> Tribe Pyrenees Gravity	 FRA.2003.32717	0:05:10.55	7	0:02:41.65	5		0:07:52.20	+0:00:51.67

## STAGE 1PRO RESULTS

Pos	Plate	Name Team	Nat EWS number	Sector 1	Pos	Sector 2	Pos	Penalties	Time	Gap
<b>WOMEN   Under 21</b>										
8	189	MULLIN Hannah	 IRL.2005.37699	0:05:28.53	8	0:02:57.69	8		<b>0:08:26.22</b>	+0:01:25.69

### Statistics

Entries / Nations	Finished	DNF	DSQ	DNS	Weather	Temperature	Distance	Elevation
251 / 26	251	0	0	0				

DNF: did not finish · DNS: did not start · DSQ: disqualified