























EWS100 RESULTS

Pos	Plate	Name Team	Nat EWS number	Stage 2 Stage 6	Pos Pos	Stage 3	Pos	Stage 4	Pos	Stage 5	Pos	Penalties	Time	Gap
EWS100 MEN														
1	1019	OLSEN Frederik	 DEN.2001.52739	0:04:51.41 0:06:33.18	4 2	0:08:16.92	2	0:07:07.71	2	0:04:07.03	3		0:30:56.25	
2	1034	PEREZ Robin		0:04:47.22 0:06:37.28	2 3	0:08:19.85	3	0:07:09.00	3	<u>0:04:06.30</u>	1		0:30:59.65	+0:00:03.40
3	1038	THOMSON Euan	 GBR.1993.26368	0:05:07.40 <u>0:06:27.29</u>	16 1	0:08:24.67	4	0:07:14.85	7	0:04:14.08	5		0:31:28.29	+0:00:32.04
4	1151	MEDINA CARRASCO Alex		0:05:05.15 0:07:01.84	11 12	<u>0:08:10.77</u>	1	0:07:09.10	4	0:04:06.82	2		0:31:33.68	+0:00:37.43
5	1012	CHAZALY Louis	 FRA.2001.51113	0:05:06.00 0:06:41.83	14 4	0:08:28.64	7	0:07:13.38	5	0:04:16.99	6		0:31:46.84	+0:00:50.59
6	1064	HERAUD Etienne		0:04:56.67 0:06:51.22	6 6	0:08:27.30	5	0:07:23.78	10	0:04:25.13	17		0:32:04.10	+0:01:07.85
7	1027	TOURAILLE Clement		0:05:08.75 0:06:56.50	17 9	0:08:34.85	9	<u>0:07:07.70</u>	1	0:04:23.35	14		0:32:11.15	+0:01:14.90
8	1053	LAHAILLE Dorian		0:05:06.18 0:06:53.31	15 7	0:08:45.53	12	0:07:14.77	6	0:04:21.24	9		0:32:21.03	+0:01:24.78
9	1032	ACERBI Tommaso	 ITA.1997.33592	0:05:05.31 0:06:50.72	12 5	0:08:41.17	10	0:07:23.00	9	0:04:23.68	15		0:32:23.88	+0:01:27.63
10	1026	BROUSTAL Gabriel		0:04:56.61 0:06:58.68	5 10	0:08:46.08	14	0:07:27.13	14	0:04:23.78	16		0:32:32.28	+0:01:36.03
11	1081	BERRY Greg	 GBR.1993.34878	0:05:03.43 0:07:01.97	8 14	0:08:48.08	16	0:07:25.73	13	0:04:20.82	7		0:32:40.03	+0:01:43.78












EWS100 RESULTS

Pos	Plate	Name Team	Nat EWS number	Stage 2 Stage 6	Pos Pos	Stage 3	Pos	Stage 4	Pos	Stage 5	Pos	Penalties	Time	Gap
EWS100 MEN														
12	1035	MORRA Gwenael	 FRA.1990.24830	0:04:47.70 0:07:02.45	3 15	0:09:03.30	25	0:07:25.34	12	0:04:21.25	10		0:32:40.04	+0:01:43.79
13	1028	CABART Theo	 FRA.1998.24893	0:04:58.15 0:07:16.67	7 22	0:08:51.53	18	0:07:39.73	26	0:04:22.97	13		0:33:09.05	+0:02:12.80
14	1037	MURPHY Jason	 IRL.1990.40458	0:05:29.66 0:07:03.30	39 16	0:08:48.55	17	0:07:38.10	22	0:04:22.23	12		0:33:21.84	+0:02:25.59
15	1086	SCOTT Owen	 GBR.2000.37802	0:05:04.70 0:07:29.50	9 26	0:08:57.40	19	0:07:27.25	15	0:04:34.65	28		0:33:33.50	+0:02:37.25
16	1076	LAVOLE Thomas	 FRA.1998.24893	0:05:10.97 0:07:10.50	20 19	0:08:58.42	20	0:07:44.74	33	0:04:30.49	20		0:33:35.12	+0:02:38.87
17	1024	ANOUILH Valentin	 FRA.1998.24893	<u>0:04:46.20</u> 0:06:53.86	<u>1</u> 8	0:08:27.35	6	0:09:21.77	74	0:04:08.32	4		0:33:37.50	+0:02:41.25
18	1014	SHERRIFF Owen	 GBR.2000.40196	0:05:09.12 0:07:01.95	18 13	0:09:01.88	23	0:07:49.81	36	0:04:34.77	29		0:33:37.53	+0:02:41.28
19	1072	PHILIPPE Jordan	 FRA.1998.24893	0:05:05.75 0:07:11.00	13 20	0:09:09.50	28	0:07:39.15	24	0:04:40.45	35		0:33:45.85	+0:02:49.60
20	1126	GAL Adrien	 FRA.1998.24893	0:05:04.85 0:07:30.18	10 27	0:08:45.04	11	0:07:47.15	34	0:04:41.38	36		0:33:48.60	+0:02:52.35
21	1181	CALIMODIO Valentin	 FRA.2001.34072	0:05:11.93 0:08:10.35	21 38	0:08:34.13	8	0:07:32.03	20	0:04:21.75	11		0:33:50.19	+0:02:53.94
22	1071	ETCHEBERRY Peio	 FRA.1998.24893	0:05:14.06 0:07:24.84	28 24	0:09:11.02	29	0:07:30.48	18	0:04:32.17	21		0:33:52.57	+0:02:56.32












EWS100 RESULTS

Pos	Plate	Name Team	Nat EWS number	Stage 2 Stage 6	Pos Pos	Stage 3	Pos	Stage 4	Pos	Stage 5	Pos	Penalties	Time	Gap
EWS100 MEN														
23	1020	KJELDTSEN Frederik		0:05:39.93 0:07:24.27	50 23	0:08:45.57	13	0:07:31.80	19	0:04:32.38	22		0:33:53.95	+0:02:57.70
24	1058	TENNANT Laurie	 GBR.2000.36224	0:05:32.88 0:07:05.01	42 17	0:09:27.54	40	0:07:22.10	8	0:04:34.22	26		0:34:01.75	+0:03:05.50
25	1167	FROSCH Arnaud		0:05:13.67 0:07:28.31	27 25	0:09:05.63	26	0:07:50.72	38	0:04:37.33	32		0:34:15.66	+0:03:19.41
26	1124	TEIXEIRA Theo		0:05:10.22 0:07:44.02	19 31	0:09:21.08	36	0:07:29.28	16	0:04:33.61	25		0:34:18.21	+0:03:21.96
27	1029	SAUSSEY Etienne		0:05:17.08 0:07:14.01	30 21	0:09:36.38	45	0:07:40.75	27	0:04:32.77	23		0:34:20.99	+0:03:24.74
28	1063	HERAUD Antoine		0:05:21.09 0:07:36.14	31 28	0:09:17.32	32	0:07:42.82	32	0:04:34.40	27		0:34:31.77	+0:03:35.52
29	1061	CHATELET Benjamin		0:05:13.47 0:08:27.49	25 40	0:09:17.20	31	0:07:24.35	11	0:04:20.95	8		0:34:43.46	+0:03:47.21
30	1095	SIDIROPOULOS Nicolas		0:05:13.05 0:07:52.15	24 34	0:09:37.37	47	0:07:38.39	23	0:04:36.40	30		0:34:57.36	+0:04:01.11
31	1011	GRENIER Romain	 FRA.1999.21366	0:06:20.02 0:07:01.03	65 11	0:09:22.95	37	0:07:39.23	25	0:04:39.38	34		0:35:02.61	+0:04:06.36
32	1022	VENDELBO Marcus		0:07:11.00 0:07:08.61	76 18	0:09:00.52	21	0:07:29.50	17	0:04:25.77	18		0:35:15.40	+0:04:19.15
33	1084	TAUTORAT Per	 GER.1990.33559	0:05:36.28 0:07:43.03	45 30	0:09:22.96	38	0:07:59.30	45	0:05:00.18	51		0:35:41.75	+0:04:45.50












EWS100 RESULTS

Pos	Plate	Name Team	Nat EWS number	Stage 2 Stage 6	Pos Pos	Stage 3	Pos	Stage 4	Pos	Stage 5	Pos	Penalties	Time	Gap
EWS100 MEN														
34	1060	ALBRECHT Jasper	 AUS.1999.53516	0:05:41.05 0:07:44.98	51 32	0:09:41.75	49	0:07:40.96	28	0:04:53.23	45		0:35:41.97	+0:04:45.72
35	1166	FONCIN Bertrand		0:05:13.58 0:08:49.85	26 44	0:09:28.50	41	0:07:42.68	31	0:04:33.57	24		0:35:48.18	+0:04:51.93
36	1023	MIRGAIN Alexandre		0:05:26.13 0:07:39.90	36 29	0:09:43.15	50	0:07:52.27	40	0:05:16.60	62		0:35:58.05	+0:05:01.80
37	1088	TOONE Chris		0:05:25.47 0:07:51.47	33 33	0:09:47.35	52	0:08:07.16	50	0:04:47.49	39		0:35:58.94	+0:05:02.69
38	1069	SURZUR Armand		0:05:39.40 0:08:02.28	47 35	0:09:53.75	55	0:07:42.31	30	0:04:54.47	46		0:36:12.21	+0:05:15.96
39	1059	HAMER Ethan	 AUS.2000.53519	0:05:48.38 0:08:37.66	53 43	0:09:19.99	34	0:07:41.42	29	0:04:55.02	48		0:36:22.47	+0:05:26.22
40	1164	VEDERE Jordy		0:05:12.67 0:10:01.35	23 49	0:08:46.60	15	0:07:50.41	37	0:04:38.68	33		0:36:29.71	+0:05:33.46
41	1074	MICHEL Francois		0:05:12.25 0:09:29.73	22 46	0:09:17.47	33	0:07:53.46	41	0:04:37.28	31		0:36:30.19	+0:05:33.94
42	1169	CHERAMY Antoine		0:05:37.10 0:08:09.66	46 37	0:09:47.72	53	0:08:19.40	59	0:04:45.75	38		0:36:39.63	+0:05:43.38
43	1139	HEIDL Jonas	 GER.2000.31128	0:05:33.88 0:08:07.93	43 36	0:09:40.05	48	0:08:12.50	53	0:05:08.68	54		0:36:43.04	+0:05:46.79
44	1112	OLIVER Ignacio	 ESP.1996.52524	0:05:26.75 0:09:07.86	37 45	0:09:53.81	56	0:07:56.67	43	0:04:50.27	40		0:37:15.36	+0:06:19.11












EWS100 RESULTS

Pos	Plate	Name Team	Nat EWS number	Stage 2 Stage 6	Pos Pos	Stage 3	Pos	Stage 4	Pos	Stage 5	Pos	Penalties	Time	Gap
EWS100 MEN														
45	1070	ST PAUL Aymeric		0:05:39.40 0:08:23.25	47 39	0:10:05.92	60	0:08:19.08	58	0:04:54.50	47		0:37:22.15	+0:06:25.90
46	1066	DUFAUD Thomas	 FRA.1996.22335	0:05:59.42 0:08:34.11	56 41	0:09:51.20	54	0:08:02.88	47	0:05:10.42	56		0:37:38.03	+0:06:41.78
47	1013	HARTMANN Markus	 DEN.2001.37184	0:05:23.35 0:11:33.77	32 56	0:09:05.74	27	0:07:49.06	35	0:04:43.97	37		0:38:35.89	+0:07:39.64
48	1010	GROS Benjamin	 FRA.1997.52630	0:05:31.17 0:10:16.91	41 50	0:10:10.98	61	0:07:55.73	42	0:04:50.58	41		0:38:45.37	+0:07:49.12
49	1085	POZNER Ofri	 ISR.1998.52191	0:06:04.15 0:08:36.38	58 42	0:10:16.75	62	0:08:26.64	63	0:05:30.90	64		0:38:54.82	+0:07:58.57
50	1108	BROUSTAL Adrien		0:05:34.27 0:11:16.42	44 53	0:09:46.50	51	0:08:17.13	57	0:05:01.92	52		0:39:56.24	+0:08:59.99
51	1163	BATUT David		0:05:56.44 0:11:18.38	55 54	0:09:37.25	46	0:08:16.11	55	0:04:59.39	50		0:40:07.57	+0:09:11.32
52	1161	ARISO Nathan		0:06:05.16 0:11:19.80	60 55	0:09:34.79	43	0:08:05.33	49	0:05:09.97	55		0:40:15.05	+0:09:18.80
53	1162	SEGURA Mathieu		0:05:39.58 0:12:09.69	49 59	0:09:27.38	39	0:08:04.27	48	0:04:56.07	49		0:40:16.99	+0:09:20.74
54	1093	SANCHEZ Mathieu		0:05:26.10 0:12:34.78	35 60	0:09:31.03	42	0:07:58.81	44	0:04:51.56	42		0:40:22.28	+0:09:26.03
55	1165	OBRADOR GARRIDO Sebastia		0:06:30.95 0:11:39.02	70 57	0:09:02.21	24	0:08:42.50	67	0:04:52.42	44		0:40:47.10	+0:09:50.85











EWS100 RESULTS

Pos	Plate	Name Team	Nat EWS number	Stage 2 Stage 6	Pos Pos	Stage 3	Pos	Stage 4	Pos	Stage 5	Pos	Penalties	Time	Gap
EWS100 MEN														
56	1068	MEYBECK Jean		0:06:29.27 0:10:45.27	69 51	0:11:00.43	70	0:07:59.83	46	0:04:51.65	43		0:41:06.45	+0:10:10.20
57	1159	BARET Alexis		0:05:44.85 0:12:43.01	52 61	0:10:02.83	57	0:08:09.95	51	0:05:03.30	53		0:41:43.94	+0:10:47.69
58	1073	NEDELEC Nicolas		0:05:49.30 0:11:08.64	54 52	0:10:58.15	69	0:08:23.25	60	0:05:37.23	66		0:41:56.57	+0:11:00.32
59	1188	UGARTEMENDIA Noah		0:06:08.23 0:11:44.08	61 58	0:10:05.35	58	0:08:48.79	68	0:05:11.05	58		0:41:57.50	+0:11:01.25
60	1154	DURAND Louis		0:05:27.91 0:13:34.47	38 63	0:09:16.53	30	0:08:23.38	61	0:05:20.24	63		0:42:02.53	+0:11:06.28
61	1062	JULIEN Valentin		0:06:35.70 0:09:42.14	71 48	0:12:24.22	76	0:08:25.91	62	0:05:13.33	60		0:42:21.30	+0:11:25.05
62	1080	SELLWOOD Fred		0:06:55.75 0:09:34.11	74 47	0:11:36.09	73	0:08:29.50	64	0:05:46.37	69		0:42:21.82	+0:11:25.57
63	1077	FRISON Romain		0:05:15.18 0:16:57.32	29 66	0:09:01.45	22	0:07:32.85	21	0:04:27.95	19		0:43:14.75	+0:12:18.50
64	1155	GUILLEM Benoit		0:06:03.15 0:14:48.25	57 64	0:10:23.20	64	0:08:16.69	56	0:05:14.25	61		0:44:45.54	+0:13:49.29
65	1152	DIEUMEGARD Clement		0:06:21.92 0:13:31.33	67 62	0:10:28.68	65	0:08:53.18	69	0:05:44.63	68		0:44:59.74	+0:14:03.49
66	1157	DISSANE Florian		0:05:25.47 0:18:21.30	33 68	0:09:20.82	35	0:07:51.78	39	0:05:10.62	57		0:46:09.99	+0:15:13.74

EWS100 RESULTS

Pos	Plate	Name Team	Nat EWS number	Stage 2 Stage 6	Pos Pos	Stage 3	Pos	Stage 4	Pos	Stage 5	Pos	Penalties	Time	Gap
EWS100 MEN														
67	1168	RAOUL Landry		0:06:48.90 0:15:26.23	73 65	0:12:30.29	77	0:09:07.85	70	0:06:02.27	71		0:49:55.54	+0:18:59.29
68	1078	CASTELA Pedro	 ESP.1991.39110	0:06:21.68 0:19:08.53	66 70	0:11:06.00	71	0:08:35.00	65	0:05:11.10	59		0:50:22.31	+0:19:26.06
69	1189	NALLET Florian	 FRA.1991.36562	0:06:39.52 0:17:15.26	72 67	0:11:50.73	74	0:09:16.96	73	0:06:05.03	72		0:51:07.50	+0:20:11.25
70	1067	GEOGHEGAN Dominic	 AUS.1995.25936	0:06:08.28 0:23:41.32	62 72	0:10:31.01	66	0:08:10.35	52	0:05:51.89	70		0:54:22.85	+0:23:26.60
71	1190	SMYTH Callum		0:07:14.42 0:21:54.20	77 71	0:11:10.65	72	0:09:10.92	71	0:05:43.17	67		0:55:13.36	+0:24:17.11
72	1153	CHAPEAU Setsuna		0:07:00.63 0:18:48.03	75 69	0:12:35.05	78	0:10:10.43	75	0:06:40.19	74		0:55:14.33	+0:24:18.08
73	1158	GUYOT Xabi		0:06:24.87 0:25:53.05	68 73	0:12:03.48	75	0:09:11.04	72	0:06:06.46	73		0:59:38.90	+0:28:42.65
74	1187	UGARTEMENDIA Nicolas		0:07:17.45 0:26:06.83	78 74	0:13:25.67	79	0:10:39.16	76	0:07:22.25	76		1:04:51.36	+0:33:55.11
DNF	1107	LAPERT Kevin		0:06:15.75	64	0:10:52.45	68	0:08:35.60	66	0:05:35.42	65			
DNF	1104	LUND-JENSEN Nicolai	 DEN.1991.51061	0:06:15.37	63	0:09:35.55	44	0:08:15.40	54	0:06:50.28	75			
DNF	1033	FAUVELET Clement	 FRA.1995.25883	0:05:30.44	40	0:10:05.35	58							












EWS100 RESULTS

Pos	Plate	Name Team	Nat EWS number	Stage 2 Stage 6	Pos Pos	Stage 3	Pos	Stage 4	Pos	Stage 5	Pos	Penalties	Time	Gap
EWS100 MEN														
DNF	1171	MARCHYLLIE Damien		0:06:04.92	59	0:10:21.86	63							
DNF	1021	KRISTIANSEN Simon	 DEN.1999.40200	0:08:04.65	79	0:10:44.95	67							
DNS	1025	STEYER Pierre	 FRA.1998.30344											
DNS	1083	SPIESSL Lukas	 GER.1998.33053											
EWS100 MEN Master 35+														
1	1036	HOFFMANN Antoine	 FRA.1986.40604	0:05:03.73 0:07:14.10	1 1	0:08:52.78	1	0:07:20.83	1	0:04:28.00	1		0:32:59.44	
2	1082	DIAS RENKE BRANDAO E SILVA Guilherme	 BRA.1986.27119	0:05:22.37 0:07:28.66	6 4	0:09:01.38	2	0:07:30.75	2	0:04:33.82	2		0:33:56.98	+0:00:57.54
3	1178	GAGNEUR Denis		0:05:24.27 0:07:27.01	7 3	0:09:03.65	3	0:07:42.06	4	0:04:39.17	5		0:34:16.16	+0:01:16.72
4	1030	PIVERT Bertrand		0:05:28.62 0:07:19.03	9 2	0:09:19.90	6	0:07:37.11	3	0:04:41.55	7		0:34:26.21	+0:01:26.77
5	1101	ELOFSSON Viktor	 SWE.1987.40561	0:05:11.71 0:07:38.64	3 6	0:09:23.43	8	0:07:46.81	8	0:04:37.95	4		0:34:38.54	+0:01:39.10
6	1087	SCOTT Marcus	 GBR.1979.40564	0:05:11.45 0:07:33.77	2 5	0:09:34.50	10	0:07:43.28	6	0:04:41.18	6		0:34:44.18	+0:01:44.74

EWS100 RESULTS

Pos	Plate	Name Team	Nat EWS number	Stage 2 Stage 6	Pos Pos	Stage 3	Pos	Stage 4	Pos	Stage 5	Pos	Penalties	Time	Gap
EWS100 MEN Master 35+														
7	1109	HENAFF Ivan		0:05:16.67 0:08:33.52	5 10	0:09:06.25	4	0:07:42.70	5	0:04:37.25	3		0:35:16.39	+0:02:16.95
8	1115	DAPENA Pedro		0:05:13.02 0:08:52.06	4 12	0:09:08.88	5	0:07:46.48	7	0:04:41.75	8		0:35:42.19	+0:02:42.75
9	1111	DULAC Baptiste		0:05:29.95 0:07:54.55	10 7	0:09:44.05	12	0:08:01.72	9	0:04:50.31	9		0:36:00.58	+0:03:01.14
10	1114	GARCIA RODRIGUEZ Diego		0:05:25.41 0:08:31.94	8 9	0:09:22.93	7	0:08:11.27	11	0:04:51.55	10		0:36:23.10	+0:03:23.66
11	1113	VELASCO RIVERO Manuel		0:05:52.73 0:08:34.12	15 11	0:09:44.33	13	0:08:16.66	13	0:04:59.90	13		0:37:27.74	+0:04:28.30
12	1200	SMITH Ben		0:05:43.00 0:08:11.01	11 8	0:10:22.60	21	0:08:25.73	16	0:05:10.95	18		0:37:53.29	+0:04:53.85
13	1106	JAKOBSEN Glenn	 DEN.1981.36952	0:05:50.09 0:09:27.03	14 13	0:09:39.50	11	0:08:19.32	14	0:04:59.90	13		0:38:15.84	+0:05:16.40
14	1103	RETTIG Martin	 SWE.1984.51092	0:06:32.05 0:09:33.52	22 14	0:10:24.98	22	0:08:27.10	17	0:05:17.93	20		0:40:15.58	+0:07:16.14
15	1194	ASPEGREN Gustaf	 SWE.1980.25722	0:06:21.63 0:11:03.13	21 15	0:09:51.32	15	0:08:23.23	15	0:05:04.32	15		0:40:43.63	+0:07:44.19
16	1175	MANFE Fabien		0:05:59.44 0:13:32.46	17 17	0:10:13.93	17	0:08:34.96	19	0:05:06.75	16		0:43:27.54	+0:10:28.10
17	1110	WESSANG Geoffrey	 FRA.1986.36756	0:05:44.27 0:15:31.80	12 20	0:09:33.57	9	0:08:09.04	10	0:04:54.23	11		0:43:52.91	+0:10:53.47











EWS100 RESULTS

Pos	Plate	Name Team	Nat EWS number	Stage 2 Stage 6	Pos Pos	Stage 3	Pos	Stage 4	Pos	Stage 5	Pos	Penalties	Time	Gap
EWS100 MEN Master 35+														
18	1193	CROWLEY Martin		0:06:20.33 0:13:53.10	20 18	0:10:18.05	19	0:08:29.45	18	0:04:59.15	12		0:44:00.08	+0:11:00.64
19	1042	CHAINEY Simon	 GBR.1986.40516	0:07:07.03 0:11:59.59	24 16	0:12:04.96	26	0:09:27.82	23	0:06:08.37	25		0:46:47.77	+0:13:48.33
20	1116	PATINO BELLO Dario		0:05:49.45 0:18:43.18	13 22	0:09:56.48	16	0:08:11.70	12	0:05:09.98	17		0:47:50.79	+0:14:51.35
21	1172	MARCHYLLIE Thomas		0:06:14.96 0:15:27.55	19 19	0:10:17.88	18	0:10:40.03	25	0:05:14.40	19		0:47:54.82	+0:14:55.38
22	1192	COUGHLAN Jaime		0:07:34.62 0:17:21.56	25 21	0:11:10.70	24	0:09:04.08	22	0:05:35.27	22		0:50:46.23	+0:17:46.79
23	1191	COUGHLAN Bryan		0:08:17.65 0:19:05.66	26 23	0:10:56.66	23	0:09:50.25	24	0:05:46.25	23		0:53:56.47	+0:20:57.03
24	1173	LE BRIS Thibaud		0:06:42.23 0:20:29.81	23 24	0:12:04.19	25	0:09:00.55	20	0:05:51.25	24		0:54:08.03	+0:21:08.59
DNF	1176	MANFE Thomas		0:06:04.62	18	0:10:18.31	20	0:09:01.12	21	0:05:30.58	21			
DNF	1170	DUSSART Mickael		0:05:56.95	16	0:09:47.60	14							
DNS	1174	DANHPHA Aurelien												
DNS	1119	RIESTRA BELTRAN Manuel	 MEX.1979.25342											












EWS100 RESULTS

Pos	Plate	Name Team	Nat EWS number	Stage 2 Stage 6	Pos Pos	Stage 3	Pos	Stage 4	Pos	Stage 5	Pos	Penalties	Time	Gap
EWS100 MEN Master 45+														
1	1090	GRANBY Chay		0:05:06.11 0:06:59.33	3 1	0:08:51.43	3	<u>0:07:27.46</u>	1	0:04:29.97	3		0:32:54.30	
2	1117	RIERA Antoni		0:05:03.60 0:07:26.16	1 3	0:08:40.30	2	0:07:40.33	6	<u>0:04:22.37</u>	1		0:33:12.76	+0:00:18.46
3	1099	LAMBERT Frederic		0:05:19.23 0:07:27.99	6 4	0:08:37.03	1	0:07:33.69	3	0:04:31.78	4		0:33:29.72	+0:00:35.42
4	1100	VARG Tommy	 SWE.1975.38401	0:05:04.60 0:07:36.85	2 5	0:08:52.46	4	0:07:35.50	4	0:04:23.65	2		0:33:33.06	+0:00:38.76
5	1089	GREENWOOD Daniel	 GBR.1975.22552	0:05:11.43 0:07:20.39	4 2	0:09:08.38	6	0:07:56.75	7	0:04:43.92	7		0:34:20.87	+0:01:26.57
6	1097	MARTINEZ Jean Yves		0:05:19.61 0:07:51.46	7 6	0:09:19.20	7	0:07:40.31	5	0:04:36.76	5		0:34:47.34	+0:01:53.04
7	1098	BERNAD Ruddy		0:05:17.07 0:08:30.01	5 7	0:09:05.15	5	0:07:31.81	2	0:04:38.53	6		0:35:02.57	+0:02:08.27
8	1118	JULIA GUIVERNAU Pau		0:05:33.82 0:09:21.30	8 9	0:09:34.82	8	0:08:01.83	9	0:04:53.72	8		0:37:25.49	+0:04:31.19
9	1096	HENRY Christophe		0:06:14.80 0:08:38.09	14 8	0:10:15.73	13	0:07:57.80	8	0:05:08.84	11		0:38:15.26	+0:05:20.96
10	1105	LAUSTSEN Nikolaj	 DEN.1977.38783	0:05:58.42 0:09:39.03	10 10	0:10:02.85	10	0:08:20.95	11	0:04:57.15	9		0:38:58.40	+0:06:04.10
11	1184	PARDIES Sebastien		0:05:39.33 0:11:15.73	9 11	0:09:48.52	9	0:08:16.87	10	0:05:06.75	10		0:40:07.20	+0:07:12.90












EWS100 RESULTS

Pos	Plate	Name Team	Nat EWS number	Stage 2 Stage 6	Pos Pos	Stage 3	Pos	Stage 4	Pos	Stage 5	Pos	Penalties	Time	Gap
EWS100 MEN Master 45+														
12	1183	SABATIER David		0:06:08.15 0:12:11.83	13 12	0:10:09.45	12	0:08:51.20	13	0:05:27.90	14		0:42:48.53	+0:09:54.23
13	1180	ACCADBLED Franck		0:06:02.37 0:14:26.01	11 13	0:10:05.55	11	0:08:32.98	12	0:05:11.45	12		0:44:18.36	+0:11:24.06
14	1121	SPILL Robert		0:06:03.73 0:18:06.73	12 16	0:10:49.00	15	0:08:51.39	14	0:05:34.80	15		0:49:25.65	+0:16:31.35
15	1196	NUTTALL Dean	 AUS.1972.53052	0:06:16.95 0:18:11.06	15 17	0:10:44.32	14	0:08:56.55	15	0:05:25.73	13		0:49:34.61	+0:16:40.31
16	1186	MARTINEZ Frederic	 FRA.1967.22753	0:06:36.77 0:16:26.57	16 14	0:11:16.27	18	0:09:10.58	17	0:06:57.10	18		0:50:27.29	+0:17:32.99
17	1182	CALIMODIO Stephane		0:07:07.65 0:17:54.40	17 15	0:10:51.10	16	0:08:57.20	16	0:05:52.88	17		0:50:43.23	+0:17:48.93
18	1160	RODRIGUEZ Benoit		0:07:36.63 0:27:30.92	18 18	0:11:11.00	17	0:09:18.63	18	0:05:48.92	16		1:01:26.10	+0:28:31.80
DNS	1122	HAGMANN Rene	 SUI.1975.38749											
EWS100 MEN Under 21														
1	1046	COTTIER-WEMAERE Joseph	 FRA.2004.36936	0:04:59.55 0:06:26.35	9 2	<u>0:08:24.35</u>	1	0:07:10.21	2	0:04:13.33	7		0:31:13.79	
2	1002	MORVAN Martin	 FRA.2002.33776	0:04:45.89 0:06:38.13	2 4	0:08:30.96	7	0:07:21.72	9	0:04:08.30	2		0:31:25.00	+0:00:11.21












EWS100 RESULTS

Pos	Plate	Name Team	Nat EWS number	Stage 2 Stage 6	Pos Pos	Stage 3	Pos	Stage 4	Pos	Stage 5	Pos	Penalties	Time	Gap
EWS100 MEN Under 21														
3	1005	DUPONT Raphael	 FRA.2004.39181	0:04:54.68 0:06:38.79	5 5	0:08:29.00	6	0:07:14.40	6	0:04:10.26	3		0:31:27.13	+0:00:13.34
4	1001	BOIX Julien		0:04:56.15 0:06:37.82	6 3	0:08:24.85	3	0:07:15.03	7	0:04:15.12	8		0:31:28.97	+0:00:15.18
5	1051	PETIOT Mathis	 FRA.2002.34271	0:04:57.25 0:06:42.17	7 6	0:08:33.94	9	<u>0:07:09.85</u>	1	<u>0:04:07.68</u>	1		0:31:30.89	+0:00:17.10
6	1016	KEW Ross		0:05:24.55 <u>0:06:19.52</u>	28 1	0:08:24.45	2	0:07:15.79	8	0:04:10.30	4		0:31:34.61	+0:00:20.82
7	1065	BOUCHER Thomas		0:04:53.83 0:06:51.35	3 11	0:08:27.28	4	0:07:28.96	15	0:04:12.97	6		0:31:54.39	+0:00:40.60
8	1045	CONSTANT Nicolas	 FRA.2004.37393	0:05:02.85 0:06:49.98	12 10	0:08:35.83	10	0:07:13.90	4	0:04:17.30	10		0:31:59.86	+0:00:46.07
9	1129	SIBELLAS Jeremi	 FRA.2005.50986	0:04:59.15 0:06:45.54	8 7	0:08:31.48	8	0:07:21.90	10	0:04:27.07	16		0:32:05.14	+0:00:51.35
10	1008	DAVID Tom		0:05:02.95 0:06:58.39	13 13	0:08:38.03	12	0:07:14.27	5	0:04:16.96	9		0:32:10.60	+0:00:56.81
11	1039	MESCLIER Ethan	 FRA.2005.39130	0:05:03.97 0:06:47.11	15 9	0:08:35.83	10	0:07:29.40	16	0:04:18.70	12		0:32:15.01	+0:01:01.22
12	1003	ARNAUD Louison		0:05:05.73 0:06:57.91	16 12	0:08:28.60	5	0:07:26.82	12	0:04:19.42	13		0:32:18.48	+0:01:04.69
13	1031	OLM BURNAT Pau	 ESP.2004.36762	0:05:16.00 0:06:47.06	24 8	0:08:41.22	14	0:07:24.53	11	0:04:20.19	14		0:32:29.00	+0:01:15.21












EWS100 RESULTS

Pos	Plate	Name Team	Nat EWS number	Stage 2 Stage 6	Pos Pos	Stage 3	Pos	Stage 4	Pos	Stage 5	Pos	Penalties	Time	Gap
EWS100 MEN Under 21														
14	1009	LAPRAYE Thomas		0:05:02.77 0:07:42.28	11 19	0:08:43.85	16	0:07:26.85	13	0:04:18.00	11		0:33:13.75	+0:01:59.96
15	1004	BOUCHUT Thomas Georges	 FRA.2004.37345	0:05:08.72 0:07:04.97	19 14	0:09:00.68	21	0:07:34.73	20	0:04:28.79	18		0:33:17.89	+0:02:04.10
16	1007	CROS Dorian	 FRA.2002.34042	0:05:02.15 0:07:16.38	10 15	0:08:48.33	19	0:07:41.93	24	0:04:32.15	20		0:33:20.94	+0:02:07.15
17	1047	GOURE Baptiste		<u>0:04:45.30</u> 0:07:54.50	<u>1</u> 21	0:09:10.25	27	0:07:28.20	14	0:04:35.20	24		0:33:53.45	+0:02:39.66
18	1091	LEBRUN Livio		0:05:03.10 0:08:11.85	14 24	0:08:46.20	17	0:07:32.15	17	0:04:24.38	15		0:33:57.68	+0:02:43.89
19	1017	MCCONNELL Evan	 GBR.2004.37627	0:05:22.92 0:07:18.54	27 16	0:09:17.37	29	0:07:32.65	18	0:04:33.31	22		0:34:04.79	+0:02:51.00
20	1052	MATHEVON Maxime		0:05:29.60 0:07:18.63	31 17	0:09:07.44	23	0:07:39.93	22	0:04:34.84	23		0:34:10.44	+0:02:56.65
21	1018	KAMELARCZYK Magnus Friis		0:05:33.00 0:07:20.21	33 18	0:09:08.92	24	0:07:32.70	19	0:04:53.80	31		0:34:28.63	+0:03:14.84
22	1006	CASSAN Mathis		0:04:54.27 0:10:20.11	4 30	0:08:40.06	13	0:07:12.11	3	0:04:11.82	5		0:35:18.37	+0:04:04.58
23	1102	REISTEN Ludde	 SWE.2005.51091	0:05:22.34 0:08:20.85	26 25	0:09:10.10	25	0:08:02.03	36	0:04:40.65	26		0:35:35.97	+0:04:22.18
24	1143	PELLERIN Celian		0:05:45.02 0:07:54.89	40 22	0:09:37.48	33	0:07:49.31	26	0:04:40.85	27		0:35:47.55	+0:04:33.76

EWS100 RESULTS

Pos	Plate	Name Team	Nat EWS number	Stage 2 Stage 6	Pos Pos	Stage 3	Pos	Stage 4	Pos	Stage 5	Pos	Penalties	Time	Gap
EWS100 MEN Under 21														
25	1134	CROLLA Alessandro	 ITA.2004.29893	0:05:21.72 0:09:08.58	25 26	0:09:10.25	27	0:07:48.15	25	0:04:45.18	29		0:36:13.88	+0:05:00.09
26	1135	COUSER Thomas		0:05:14.55 0:09:31.22	22 28	0:09:07.03	22	0:07:50.00	27	0:04:32.95	21		0:36:15.75	+0:05:01.96
27	1146	BALDEYROU Pierrick		0:05:06.07 0:10:28.61	17 31	0:08:51.63	20	0:07:36.38	21	0:04:30.85	19		0:36:33.54	+0:05:19.75
28	1144	DUPONT Tao		0:05:09.25 0:10:05.76	20 29	0:08:48.23	18	0:07:51.43	30	0:04:40.22	25		0:36:34.89	+0:05:21.10
29	1132	COUTURIER Lucas		0:05:06.70 0:10:39.28	18 32	0:08:43.05	15	0:07:39.98	23	0:04:28.60	17		0:36:37.61	+0:05:23.82
30	1055	KIRK Kye	 AUS.2003.36827	0:06:13.27 0:08:07.76	45 23	0:09:43.88	37	0:07:50.15	28	0:05:05.20	38		0:37:00.26	+0:05:46.47
31	1142	MERIC Guillaume		0:05:31.07 0:09:29.03	32 27	0:09:42.78	36	0:08:15.63	38	0:05:09.75	39		0:38:08.26	+0:06:54.47
32	1050	MASSALOUX Thibault		0:05:42.86 0:07:47.50	38 20	0:11:08.04	46	0:08:28.41	43	0:05:04.68	37		0:38:11.49	+0:06:57.70
33	1040	PAUGAM Thomas		0:05:25.07 0:11:45.96	29 34	0:09:10.15	26	0:07:54.83	33	0:04:47.67	30		0:39:03.68	+0:07:49.89
34	1048	DUPONT Romain		0:05:37.85 0:12:18.29	36 36	0:09:21.67	30	0:07:54.94	34	0:04:41.29	28		0:39:54.04	+0:08:40.25
35	1092	MONTUSSAC Guilhem		0:05:28.75 0:12:00.08	30 35	0:09:41.92	35	0:07:53.90	31	0:05:02.95	36		0:40:07.60	+0:08:53.81

EWS100 RESULTS

Pos	Plate	Name Team	Nat EWS number	Stage 2 Stage 6	Pos Pos	Stage 3	Pos	Stage 4	Pos	Stage 5	Pos	Penalties	Time	Gap
EWS100 MEN Under 21														
36	1041	DEL MEDICO Justin		0:05:42.90 0:11:21.00	39 33	0:10:15.80	42	0:08:05.70	37	0:05:09.93	40		0:40:35.33	+0:09:21.54
37	1205	FAGES Luca		0:05:58.05 0:12:28.79	44 39	0:10:05.66	41	0:08:00.88	35	0:05:00.52	35		0:41:33.90	+0:10:20.11
38	1043	BARRAILH Francois		0:05:42.40 0:12:19.49	37 38	0:09:56.10	38	0:08:36.95	44	0:05:13.00	42		0:41:47.94	+0:10:34.15
39	1130	RASPAUD Lois		0:05:36.85 0:13:45.85	35 41	0:09:38.10	34	0:08:15.78	39	0:04:59.00	34		0:42:15.58	+0:11:01.79
40	1148	GARCIA SORIA Oscar		0:05:57.30 0:12:18.86	43 37	0:09:59.73	39	0:09:20.76	49	0:05:10.95	41		0:42:47.60	+0:11:33.81
41	1149	LANAU MORENO Ruben		0:05:14.82 0:15:03.68	23 43	0:09:33.27	32	0:08:26.86	41	0:04:58.80	33		0:43:17.43	+0:12:03.64
42	1145	NOGUERAS Mathys		0:05:50.02 0:14:17.08	41 42	0:11:12.48	47	0:08:26.75	40	0:05:22.09	44		0:45:08.42	+0:13:54.63
43	1210	LOPEZ URFANEL Andres		0:06:26.37 0:13:29.24	46 40	0:11:01.49	45	0:08:49.94	45	0:05:38.77	46		0:45:25.81	+0:14:12.02
44	1147	GROBRI Sacha		0:06:54.79 0:22:56.10	48 44	0:10:52.28	44	0:08:52.68	46	0:05:22.08	43		0:54:57.93	+0:23:44.14
45	1136	NEWTON William		0:06:46.20 0:28:39.76	47 45	0:11:25.99	48	0:09:02.60	47	0:05:39.50	47		1:01:34.05	+0:30:20.26
DNF	1044	RODRIGUEZ Theo		0:05:56.90	42	0:10:32.96	43	0:08:26.87	42	0:04:55.95	32			

EWS100 RESULTS

Pos	Plate	Name Team	Nat EWS number	Stage 2 Stage 6	Pos Pos	Stage 3	Pos	Stage 4	Pos	Stage 5	Pos	Penalties	Time	Gap
EWS100 MEN Under 21														
DNF	1131	STAFFORD Corto		0:05:13.74	21	0:10:01.78	40	0:07:54.34	32	0:05:30.54	45			
DNF	1127	MONTANT Nicolas		0:07:18.58	49	0:11:47.66	49	0:09:15.42	48	0:08:44.55	48			
DNF	1133	PATRELLE Tristan		0:05:36.67	34	0:09:29.53	31	0:07:50.87	29					
DNS	1056	SWINDLES Pat	 AUS.2003.40454											

EWS100 | WOMEN

1	1197	CHABBERT Claire	 FRA.2005.50809	0:05:45.72 0:11:49.27	1 1	0:09:38.30	1	0:08:14.55	1	0:04:57.44	1		0:40:25.28	
2	1198	VAN DER SCHALK Lucie	 AUS.1997.51517	0:06:49.85 0:17:03.78	2 2	0:10:59.77	2	0:09:20.14	2	0:06:06.40	2		0:50:19.94	+0:09:54.66
DNF	1202	AWAD Yasmine	 EGY.1979.23391	0:12:22.02	4	0:17:18.85	3	0:12:16.65	3	0:10:57.67	3			
DNF	1199	SMITH Cleo		0:08:04.50	3									

Statistics

Entries / Nations	Finished	DNF	DSQ	DNS	Weather	Temperature	Distance	Elevation
182 / 15	163	13	0	6	Cloudy, Partly Rain	14 °C	63.3 km	-3,652 m / +3,652 m

DNF: did not finish · DNS: did not start · DSQ: disqualified